



Profit from the Eagle Advantage®

Specification Sheet

Short Form Specifications

Eagle Spec-Bar® Wall Mounted Sink model WS14-15. Heavy gauge type 304 stainless steel sink and body. T&S deck mounted faucet, 1½" stainless steel I.P.S. threaded drain with nut and washer, and stainless steel wall mounting brackets.

Eagle Spec-Bar® Wall Mounted Sink model WSD14-15. Heavy gauge type 304 stainless steel sink and body. Front panel door towel dispenser, deck mount soap dispenser, T&S deck mounted faucet, 1½" stainless steel I.P.S. threaded drain with nut and washer, and stainless steel wall mounting brackets.

Eagle Spec-Bar® Wall Mounted Sink model WSS14-15. Heavy gauge type 304 stainless steel sink and body. Perforated sink strainer, T&S deck mounted faucet, 1½" stainless steel I.P.S. threaded drain with nut and washer, and stainless steel wall mounting brackets.



#WS14-15 sink

Item No.:	_____
Project No.:	_____
S.I.S. No.:	_____

Spec-Bar® Wall Mounted Sinks

MODELS:

- ☐ WS14-15
- ☐ WSD14-15
- ☐ WSS14-15

Design and Constructions Features

- Constructed of type 304 stainless steel for strength and corrosion resistance.
- Heavy gauge stainless steel body.
- 16 gauge stainless steel sink bowl is 9½" x 11½" x 6" deep (235 x 292 x 152mm).
- T&S faucets are deck mounted on 4" (102mm) centers, with ½" (13mm) NPT inlets and hot and cold water connections required.
- Wall mounting bracket is 14 gauge stainless steel.
- Available as a handsink, wet waste sink, or deluxe hand sink with soap and c-fold paper towel dispenser.
- 1½" (38mm) I.P.S. threaded drain with nut and washer.
- #WSS14-15 includes perforated sink strainer.
- #WSD14-15 includes 18 gauge door with magnetic catch and towel cradle, plus deck mount soap dispenser.

EAGLE GROUP

100 Industrial Boulevard, Clayton, DE 19938-8903 USA
 Phone: 302-653-3000 • 800-441-8440 • Fax: 302-653-2065
www.eaglegrp.com
www.eaglemh.com

For custom configuration or fabrication needs, contact our SpecFAB® Division.
 Phone: 302-653-3000 • Fax: 302-653-2065 • e-mail: quotes@eaglegrp.com

Certifications / Approvals



AutoQuotes



EG40.35 Rev. 07/25

Spec sheets available for viewing, printing or downloading from our online literature library at our websites

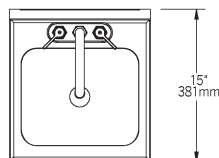
Eagle Foodservice Equipment, Eagle MHC, and SpecFAB® are divisions of Eagle Group. ©2025 by the Eagle Group



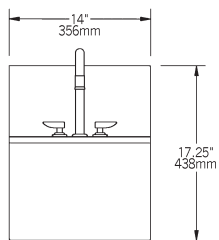
Profit from the Eagle Advantage®

Item No.: _____
 Project No.: _____
 S.I.S. No.: _____

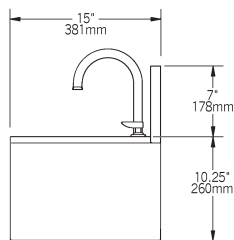
Spec-Bar® Wall Mounted Sinks



TOP VIEW

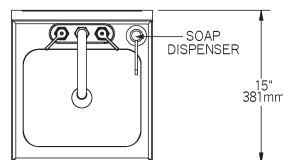


FRONT VIEW

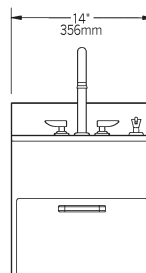


SIDE VIEW

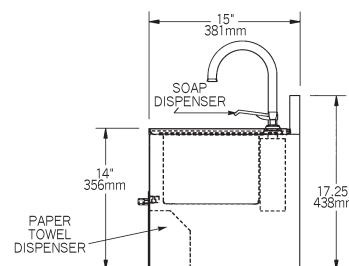
model #	description	width in. mm	length in. mm	weight lbs. kg
WS14-15	with front panel	15" 381	14" 356	32 14.5



TOP VIEW

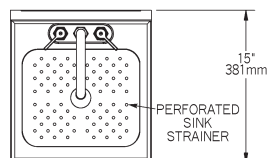


FRONT VIEW

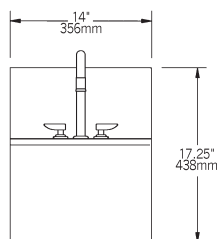


SIDE VIEW

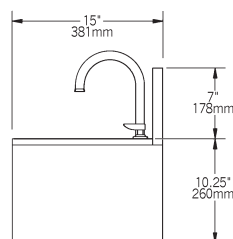
model #	description	width in. mm	length in. mm	weight lbs. kg
WSD14-15	w/front door and dispensers	15" 381	14" 356	39 17.7



TOP VIEW



FRONT VIEW



SIDE VIEW

model #	description	width in. mm	length in. mm	weight lbs. kg
WSS14-15	w/perforated sink strainer	15" 381	14" 356	35 15.9

EAGLE GROUP

100 Industrial Boulevard, Clayton, DE 19938-8903 USA

Phone: 302-653-3000 or 800-441-8440 • Fax: 302-653-2065

www.eaglegrp.com • www.eaglehmc.com

Printed in U.S.A.
 ©2025 by Eagle Group

Rev. 07/25

Spec sheets available for viewing, printing or downloading from our online literature library at our websites

Although every attempt has been made to ensure the accuracy of the information provided, we cannot be held responsible for typographical or printing errors. Information and specifications are subject to change without notice. Please confirm at time of order.