


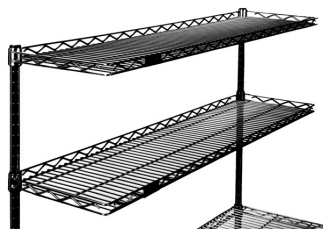


Profit from the Eagle Advantage®

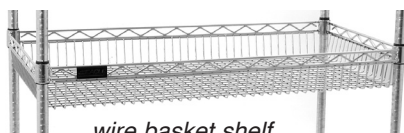
Specification Sheet




mobile unit with optional
slanted shelves



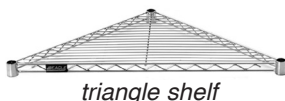
cantilever shelves



wire basket shelf



sliding shelf (shown extended)



triangle shelf

Wire Basket Shelf

Chrome. For use with standard shelving posts (see EG01.00).
4 1/4" (107mm)-deep.

chrome model #	width		length		weight	
	in.	mm	in.	mm	lbs.	kg
WBS1836C	18"	457	36"	914	10	4.5

Sliding Shelf

Chrome. For use with standard shelving posts (see EG01.00).

chrome model #	width		length		weight	
	in.	mm	in.	mm	lbs.	kg
SLS1836C	18"	457	36"	914	9	4.1

EAGLE GROUP

100 Industrial Boulevard, Clayton, DE 19938-8903 USA
Phone: 302-653-3000 • 800-441-8440 • Fax: 302-653-2065
www.eaglegrp.com
www.eaglelmhc.com

For custom configuration or fabrication needs, contact our SpecFAB® Division.
Phone: 302-653-3000 • Fax: 302-653-2065 • e-mail: quotes@eaglegrp.com

Item No.: _____
Project No.: _____
S.I.S. No.: _____

Wire and Solid Shelving Components and Accessories —Shelves, Miscellaneous

MODELS:

☐ SL21* ☐ WBS1836C ☐ RM14* ☐ RM24*
☐ SL24* ☐ SLS1836C ☐ RM18* ☐ A225*
☐ CS12* ☐ TR24* ☐ RM21* ☐ CRC
☐ A2166*

* See charts for complete model numbers.

Slanted Shelves

2" (51mm) slope adds visibility, allows easy access to contents. Shipped knocked-down. Patented QuadTruss® design (patent #5,390,803).

chrome model #	EAGLEgard® model #	EAGLEbrite® model #	width		length		weight	
			in.	mm	in.	mm	lbs.	kg
SL2136C	SL2136E	SL2136Z	21"	533	36"	914	11	5.0
SL2148C	SL2148E	SL2148Z	21"	533	48"	1219	14	6.4
SL2160C	SL2160E	SL2160Z	21"	533	60"	1524	18	8.2
SL2436C	SL2436E	SL2436Z	24"	610	36"	914	13	5.9
SL2448C	SL2448E	SL2448Z	24"	610	48"	1219	16	7.3
SL2460C	SL2460E	SL2460Z	24"	610	60"	1524	21	9.5

Cantilever Shelves

These optional 12" (305mm) wide shelves are ideal for adding extra storage overhead. Weight capacity: 75 lbs. (34 kg) evenly distributed static load.

NOTE: When ordering back posts, make sure to order correct height to accommodate these shelves.

chrome		stainless steel	length		weight	
model #	model #		in.	mm	lbs.	kg
CS1224-C	CS1224-S		24"	610	4.5	2.0
CS1230-C	CS1230-S		30"	762	5.0	2.3
CS1236-C	CS1236-S		36"	914	5.8	2.6
CS1242-C	CS1242-S		42"	1067	6.8	3.1
CS1248-C	CS1248-S		48"	1219	7.8	3.5
CS1254-C	CS1254-S		54"	1372	8.8	4.0
CS1260-C	CS1260-S		60"	1524	9.5	4.3

Triangle Shelf

Attaches onto standard 24" (610mm)-wide wire shelving (see EG01.00) via "S" hooks (see EG01.03D), or can be a freestanding unit when attached to standard posts (see EG01.00).

chrome model #	black epoxy model #	width		weight	
		in.	mm	lbs.	kg
TR24C	TR24BL	24"	610	16	7.3



EG01.03E Rev. 08/25

Spec sheets available for viewing, printing or downloading from our online literature library at our websites


Eagle Foodservice Equipment, Eagle MHC, and SpecFAB® are divisions of Eagle Group. ©2025 by the Eagle Group




Profit from the Eagle Advantage®



reverse mat shelf
with built-in ledge



clear plastic label holder
for reverse mat shelves



can rack



file basket



storage baskets



wine
glass rack

Reverse Mat Shelves

Feature built-in ledges which prevent contents from falling. 250 lb. (113 kg) capacity per shelf. Patented QuadTruss® design (patent #5,390,803).

zinc model #	chrome model #	red model #	white model #	black model #	width in. mm	length in. mm	weight lbs. kg
RM1436Z	RM1436C	RM1436R	RM1436W	RM1436BL	14" 356	36" 914	7 3.2
RM1448Z	RM1448C	RM1448R	RM1448W	RM1448BL	14" 356	48" 1219	10 4.5
RM1836Z	RM1836C	RM1836R	RM1836W	RM1836BL	18" 457	36" 914	9 4.1
RM1848Z	RM1848C	RM1848R	RM1848W	RM1848BL	18" 457	48" 1219	11 5.0
RM2136Z	RM2136C	RM2136R	RM2136W	RM2136BL	21" 533	36" 914	11 5.0
RM2148Z	RM2148C	RM2148R	RM2148W	RM2148BL	21" 533	48" 1219	13 5.9
RM2424Z	RM2424C	RM2424R	RM2424W	RM2424BL	24" 610	24" 610	9 4.1
RM2436Z	RM2436C	RM2436R	RM2436W	RM2436BL	24" 610	36" 914	12 5.4
RM2448Z	RM2448C	RM2448R	RM2448W	RM2448BL	24" 610	48" 1219	15 6.8

PLASTIC LABEL HOLDERS FOR REVERSE MAT SHELVES

Snap onto shelf edge. Provides easy identification of shelf contents or section. Clear label holders hold 1 1/4" (32mm) high labels. Note: These label holders also work on standard shelves.

length in. mm	clear model #	fits shelf length in. mm	length in. mm	clear model #	fits shelf length in. mm
3 3/4" 83	A225494	all lengths	43" 1092	A225516	48" 1219
13" 330	A225512	18" 457	45" 1143	A225517	48" 1219
19" 483	A225513	24" 610	55" 1397	A225518	60" 1524
25" 635	A225514	30" 762	67" 1702	A225519	72" 1829
31" 787	A225515	36" 914			

Can Rack

Fits on 24" (610mm)-wide shelves. Rack is front loading, front dispensing, gravity feed, and is made of chrome-plated mild steel and heavy gauge wire.

zinc model #	capacity (#10 cans)	weight lbs. kg
CRC	8	7 3.2

File Basket

Ideal for organizing standard-sized file folders. Chrome-plated.

model #	width in. mm	length in. mm	height in. mm	weight lbs. kg
A216649	2 5/8" 67	12 3/4" 324	8 3/4" 222	2 0.9

Storage Baskets

Chrome-plated. Easily attaches to hanger rail or side of wire shelf.

model #	width in. mm	length in. mm	height in. mm	weight lbs. kg
A216650	13 3/8" 340	5" 127	7" 178	9 4.1
A216651	17 1/8" 441	7 1/2" 191	5" 127	7 3.2
A216652	17 3/8" 441	7 1/2" 191	10" 254	11 5.0

Wine Glass Racks

Fits onto underside of 18" or 24"- wide (457 or 610mm) wire shelves or wire overshelves. No hardware or tools required for installation.

zinc model #	chrome model #	front-to-back in. mm
WGR18-Z	WGR18-C	18" 457
WGR24-Z	WGR24-C	24" 610

EAGLE GROUP

100 Industrial Boulevard, Clayton, DE 19938-8903 USA

Phone: 302-653-3000 or 800-441-8440 • Fax: 302-653-2065

www.eaglegrp.com • www.eaglehmc.com

Printed in U.S.A.
©2025 by Eagle Group

Rev. 08/25

Spec sheets available for viewing, printing or downloading from our online literature library at our websites

Although every attempt has been made to ensure the accuracy of the information provided, we cannot be held responsible for typographical or printing errors. Information and specifications are subject to change without notice. Please confirm at time of order.