

JUNE 2022 FOODSERVICE REFERENCE GUIDE

SHELVING
WALL SHELVES
TABLES
SINKS/FLOOR TROUGHS
HOT FOOD TABLES
DIRECTOR'S CHOICE® CAFETERIA LINE
COOKING & WARMING EQUIPMENT
UNDERBAR EQUIPMENT
DISHTABLES
VENTILATION HOODS
PANCO® TRANSPORT SYSTEMS
SPECFAB® CUSTOM EQUIPMENT

EAGLE™
Foodservice Equipment Division
Profit from the Eagle Advantage®

www.eaglegrp.com

Takeout or Dine in







Reopen safely.

Eagle's NEW Breath/Safety Shields can help.

See pages 369-374



Eagle's Breath/Safety Shields add another layer of protection to help maintain social distancing and provide a physical barrier to protect customers and staff.

Constructed of durable plexiglass, protective shields come in a variety of styles, sizes and installation options.

Our wide range of configurations ensure that each area of your restaurant, from front counter to takeout to dining tables, are properly retrofitted to provide safe and secure protection.



- Table of Contents -

Detailed contents listing at the start of each individual section.

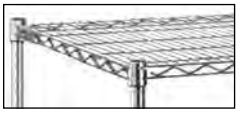
Shelving / Retail Display 5-102


Wall Shelves.....103-114


Tables.....115-160


Sinks / Floor Troughs 161-212


Hot Food Tables 213-238


Director's Choice® Cafeteria Line 239-260


Cooking / Warming Equipment 261-278


Underbar Equipment 279-316


Dishtables.....317-330


Ventilation Hoods 331-336


.....337-368


Breath/Safety Shields 369-374

Custom Options & Accessories.....375-378
SpecFAB® Custom Fabrications 379-386
Terms & Conditions.....387-388
Distribution Locations.....388
Warranty Information 2-3

How to order:

EAGLE'S Customer Service Center

Committed to customer service and customer satisfaction along with quality products.

Toll Free: 1-800-441-8440
Phone: (302) 653-3000
Fax: (302) 653-2065
Email: customerservice@eaglegrp.com

VISIT US ON THE WEB

To find an EAGLE representative, dealer or service center in your area go to **www.eaglegrp.com**

STOCK STATUS IS INDICATED BY:

MTS (•) - make-to-stock items with shipment same day or next day.

MTO ( ) - make-to-order items.

LOOK! FOR THESE EMBLEMS

Located to the right of or below each appropriate product title and/or product subtitle:

see spec sheet EG10.42 - catalog spec sheet reference *(available online www.eaglegrp.com)*

- NSF - approved by the National Sanitation Foundation
- UL - approved by Underwriters Laboratories for U.S.A. ONLY
- c UL us - approved by Underwriters Laboratories for use in Canada and U.S.A.
- c UL us - approved by Underwriters Laboratories for use in Canada and U.S.A. *(gas-fired units)*
- recognized component by Underwriters Laboratories

NFPA-96 - Meets the standards of the National Fire Protection Association, Bulletin #96

For Eagle's latest catalog list prices, please refer to our Alphanumeric Price Index.

REGISTERED TRADEMARKS OF EAGLE FOODSERVICE EQUIPMENT - *a division of EAGLE GROUP*
Add-A-Shelf®, adjusTable®, Chef's Line®, Director's Choice®, EAGLEbrite®, EAGLEgard®, FLEX-MASTER®, Floor-Trak®, MasterSeal®, Master Trak®, MICROGARD®, PANCO®, Q-LEVER®, Quad-Adjust®, QuadPLUS®, QuadTruss®, Quik-Set®, REDHOTS®, Redi-Pak®, SPEC AIR®, Spec-Bar®, SpecFAB®, SPEC-MASTER®, Snap-n-Slide®, TEMP-GARD®, uni-lok®, Uni-Wall®, Valu-Gard®, VALU-MASTER®, and WALSTOR®

TRADEMARKS OF EAGLE FOODSERVICE EQUIPMENT - *a division of EAGLE GROUP*
Lok-n-Fold™, Shelf Select™, Spec-Bar Select™, Spec-SHIELD™, and STAND-OUTS™

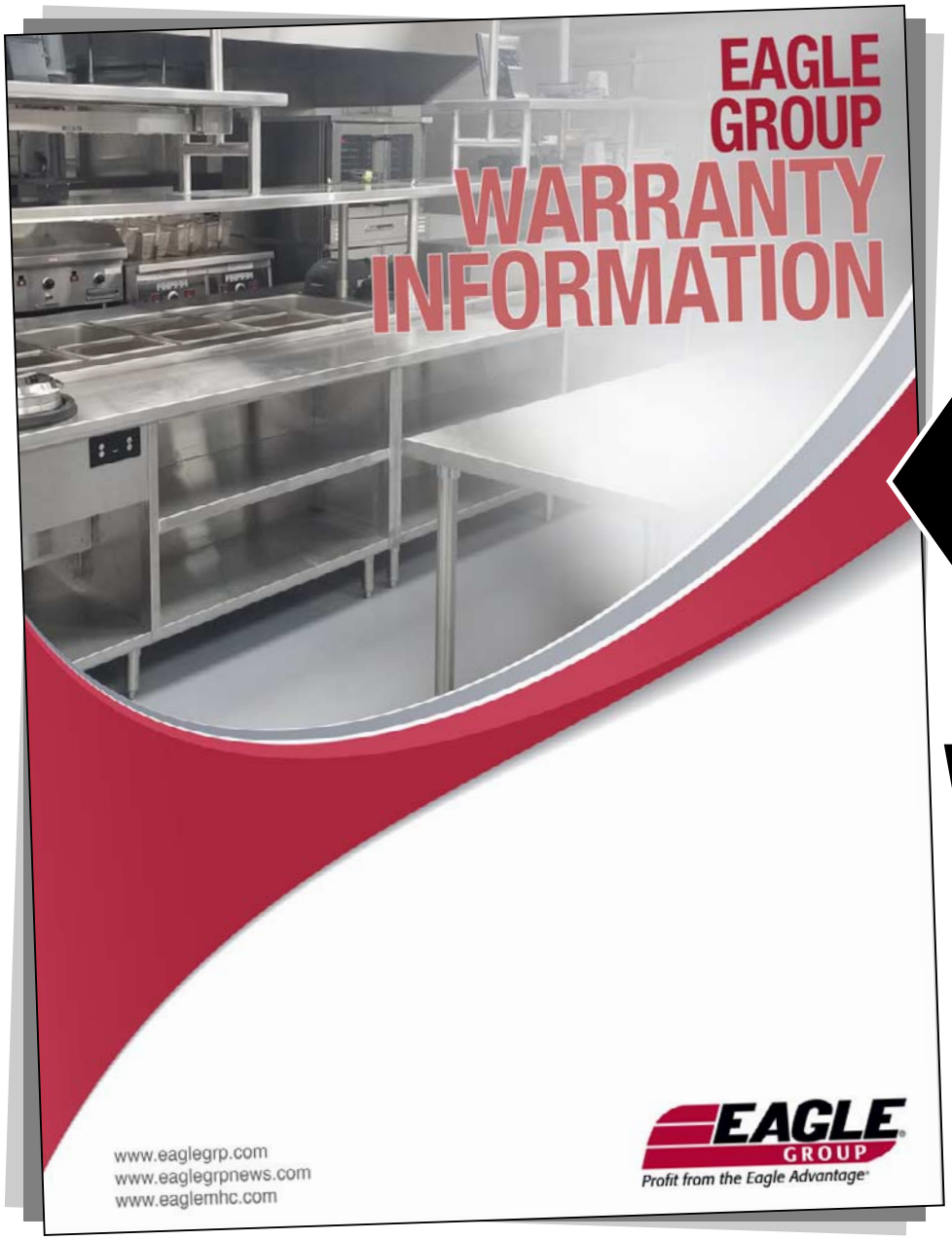

CLICK HERE FOR FULL WARRANTY INFO.

100 Industrial Boulevard, Clayton, DE 19938-8903 U.S.A.
Phone: 800-441-8440 or 302-653-3000. Fax: 302-653-2065
http://www.eaglegrp.com

General Terms

- Warranty does not cover any cost associated with maintenance, misuse, abuse, or improper installation.
- Warranty applies in the contiguous United States only.
- Eagle will cover mileage up to 2 hrs or 100 miles round trip up to a maximum of $150.00 for approved warranty work, any overage is a customer responsibility.
- Any warranty work must be authorized by Eagle's service department before the repair appointment.
- The cost of warranty work cannot exceed the cost of the original item.
- Warranty does not cover items purchased as excess, seconds, or closeout inventory.
- Repair parts will be sent on ground transportation, air options available at customer expense.
- All purchases made by the Buyer from the Seller are subject to the seller's warranty and return policy.

To Obtain Service Under Eagle Warranty:

1. **Email our service department at service@eaglegrp.com**

2. **Include with email the following information…**
   a. Date of purchase and installation
   b. Proof of purchase (copy of the original dated invoice)
   c. Description of nature of the defect
   d. Model number, serial number, or description of model or component part
   e. Photographs, if applicable

3. **Wait for disposition from our service team.**

Note: Service work performed without Eagle approval will not be covered.

OTHERS' WIRE SHELVES COMPARED TO EAGLE GROUP'S…

(18˝ x 60˝ shelves shown)

EAGLE GROUP's shelves…

…incorporate *more* perimeter and interior serpentine trusses and mat continuity support wires than any competitive shelves.

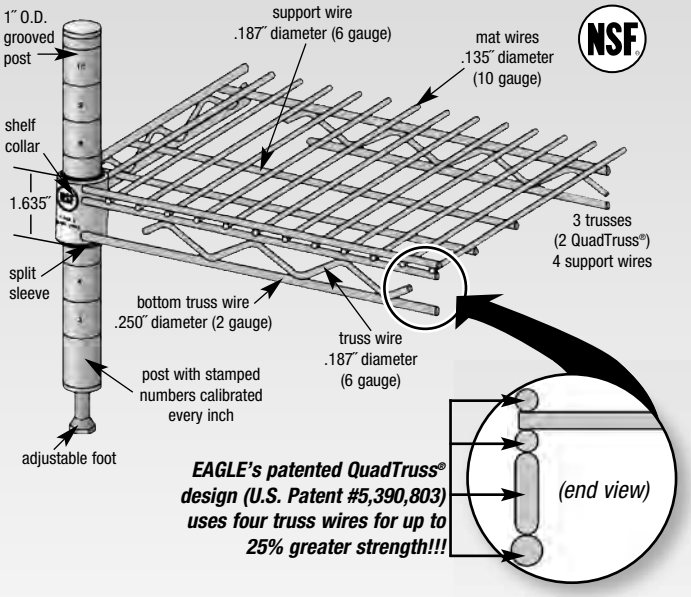

EAGLE's patented QuadTruss® design (U.S. Patent #5,390,803) uses four truss wires for up to 25% greater strength!!!

Metro and most imported shelves…

…incorporate both perimeter and interior serpentine trusses and mat continuity support wires, *but fewer than EAGLE GROUP's.*

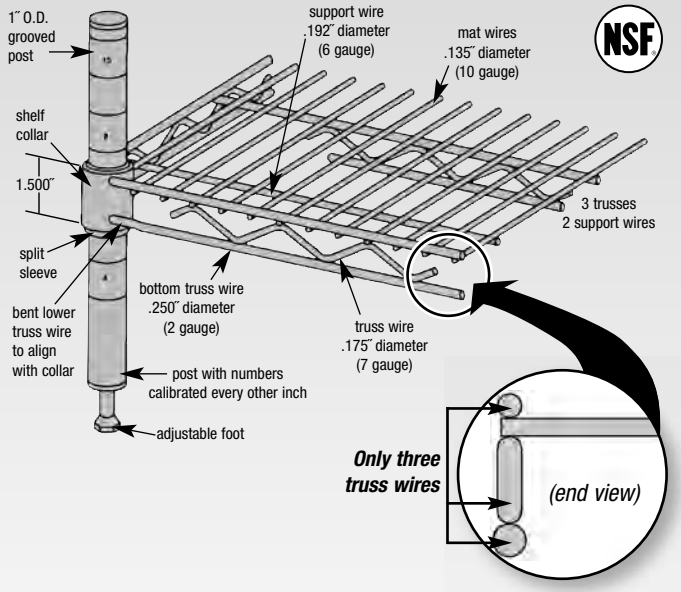

Only three truss wires

Eagle Group has the strongest wire shelf in the industry—no matter how you stack it!

SHELF AND POST FINISHES AVAILABLE

Stainless Steel Finish—*OUR BEST!*

Stainless Steel

- NSF-listed for all environments.
- Type 304 stainless steel.

NOTE: Stainless steel shelving is electropolished.

15-YEAR LIMITED WARRANTY

EAGLEgard® Hybrid Epoxy

Zinc Chloride
Clear Chromate
MasterSeal® Sealer
Blue Green (translucent)
- hybrid epoxy with MICROGARD®*

- NSF-listed for all environments.
- Zinc chloride plating followed by clear chromate plating with MasterSeal® Sealer and a hybrid epoxy final coat.

12-YEAR LIMITED WARRANTY

Valu-Gard® Green Epoxy

Phosphate Conversion Coating
MasterSeal® Sealer
Green (opaque)
- hybrid metallic epoxy

- NSF-listed for wet or dry storage environments.
- Phosphate conversion coating followed by green hybrid epoxy coating.

5-YEAR LIMITED WARRANTY

VALU-MASTER® Gray Epoxy

Phosphate Conversion Coating
MasterSeal® Sealer
Pewter Gray Epoxy

- NSF-listed for wet or dry storage environments.
- Phosphate conversion coating followed by metallic gray epoxy coating.

5-YEAR LIMITED WARRANTY

Chrome Finish

Bright Nickel
Chrome
Air-dry Lacquer

- NSF-listed for dry storage environments.
- Bright nickel plating followed by chrome plating.

NOTE: Optional clear hybrid epoxy, NSF-listed for all environments, is available.

1-YEAR LIMITED WARRANTY

EAGLEbrite® Zinc

Zinc chloride
Clear Chromate
MasterSeal® Sealer

- NSF-listed for dry storage environments.
- Bright zinc chloride plating followed by clear chromate plating with MasterSeal® sealer for improved rust protection.

NOTE: Wire shelves feature MasterSeal® Sealer. NSF-listed for all environments.

3-YEAR LIMITED WARRANTY

*** MICROGARD®…**

…is an antimicrobial agent which contains built-in protection to retard the growth of a broad range of bacteria, mold and mildew on shelf surface that causes stains, odors and degradation.

…combines inorganic antimicrobial silver ions with a patented delivery system. The silver ions react with bacteria in three ways: 1) suffocates the cell, 2) stops the cell reproduction system, and 3) stops the cell from growing.

…is standard on all EAGLEgard® shelving.

Accessories/Components

Casters 14, 15, 66, 79
Enclosure Panels 28
Inlays 66
Label Holders.....25, 42
Ledges.....53, 67
Rods & Tabs 28, 51
"S" Hooks 51
More Accessories and Components 12-15, 51-59

Add-A-Shelf® and Accessories 22-23

Cantilever Shelving System Wall Mount 81-85

Carts

Cart Covers 34
Hardwood Top Demo & Wine Carts 70
Merchandising Carts.....35-36
Polymer Utility Carts.....32
Stem Caster Carts 33
Utility Carts.....25, 30-32

Dolly Frames / Dolly Trucks

Aluminum Truck Dollies 41
Dolly Frames 42
Dolly Trucks.....37

Posts 13, 23

Q-LEVER® Cantilever Shelving System 86-100

Accessories 99-100
Four- and Five-Tier Units 89-94
Manager's Stations 97
Overhead Storage Systems 96
Task Stations 96
Units with Cabinets 98
Utility Stations 97
Worktables.....95

QuadPLUS® Polymer Shelf Mats Shelf Units, Accessories.....9-12

Quik-Set® Solid Shelving 76-80

Racks and Platforms

Beer Keg Racks/Accessories 64
Dunnage Racks 39-41
Platforms 38
Polymer Dunnage Racks 40
Syrup Tank Racks/Accessories.....47
Wire Can Rack/Systems 29

Redi-Pak®

Utility Carts 25
Wire Shelving Units 24

Retail Display Shelving and Accessories

Accessories/Components 66-69
Decorative Shelves.....65
Front Case Merchandise Shelving 69
Garment Racks/Accessories.....38
Gondola Shelving/Accessories 72-74
Plate Display Shelving/Accessories.....29
Pot/Pan Rack and Accessories 71
Retail Display Workstation 70
Secure Display Merchandiser.....71
Soft Goods Display 69
Wire Display Shelving/ Accessories.....74-75

Security Units and Accessories 43-46

Shelves / Shelving Units

Adjustable Wire Shelving
- Add-A-Shelf®.....22-23
- Quad-Adjust®.....7-8

Cantilever Shelves 29, 68
Double-Mat Shelves/Starter Units.....26
Dunnage Shelves/Starter Units 39-40
Four-/Five-Shelf Add-On Units.....19, 21
Four-/Five-Shelf Starter Units 8, 18, 20
Reverse Mat Shelves/ Label Holders.....8, 25
Seismic Footplate Kits 17
Slanted Shelves 52
Sliding Shelf.....56
Solid Shelves/Accessories 16
Triangle Shelf.....55
Wire Basket Shelf.....42
Wire Shelves 6

Shelving Task Stations Packages

Biscuit Workstation 49
Carry-Out Worktable.....49
Cup Tower 49
Drive-Through Task Station 49
Microwave Prep Table 49
Pizza Carry-Out Workstation.....49
Pizza Prep Area 49
Sandwich Prep Station 49

Tables 50

Track Systems

Floor Track Storage Systems 62-63
Overhead Track Storage Systems 60-61

Wine Shelves and Components.....27-28

Workstations

Mobile Computer Workstations 48
Modular Desks / Workstations 48

For the "Wall Shelves" section, go to pages 103–114.

Wire Shelves (NSF)

see spec sheet **EG01.00**



patented QuadTruss® design

(Patent #5,390,803)

Patented QuadTruss® Design
makes shelves up to 25% stronger and provides a retaining ledge for increased strength and product retention.

WEIGHT CAPACITIES:

- Shelves up to 48″ *(1219mm)*: 800 lb. *(363 kg)*.
- 54″-72″ *(1372-1829mm)* shelves: 600 lb. *(272 kg)* - evenly distributed static load.

Note: Shelving units should not exceed 2400 lbs. *(1089 kg)* per set of four posts.

PACKAGING:

- 24″-48″ *(610-1219mm)* lengths: Four per box.
- 54″-72″ *(1372-1829mm)* lengths: Two per box.
- Four pairs of split sleeves per shelf.

(•) MTS *(made to stock)* / ( ) MTO *(made to order)*

	length		weight		cu	EAGLEbrite®	chrome	VALU-MASTER®	Valu-Gard®	EAGLEgard®	stainless
	in.	mm	lb.	kg	ft	model #	model #	model #	model #	model #	model #
14″ width *(356mm)*	24″	610	6	2.7	0.5	1424Z •	1424C •	1424V •	1424VG •	1424E •	1424S
	30″	762	7	3.2	0.5	1430Z •	1430C •	1430V •	1430VG •	1430E •	1430S
	36″	914	8	3.6	0.5	1436Z •	1436C •	1436V •	1436VG •	1436E •	1436S •
	42″	1067	9	4.1	0.7	1442Z •	1442C •	1442V •	1442VG •	1442E •	1442S
	48″	1219	10	4.5	0.7	1448Z •	1448C •	1448V •	1448VG •	1448E •	1448S •
	54″	1372	12	5.5	0.9	1454Z •	1454C •	1454V •	1454VG •	1454E •	1454S
	60″	1524	14	6.4	0.9	1460Z •	1460C •	1460V •	1460VG •	1460E •	1460S •
	72″	1829	17	7.7	1.1	1472Z •	1472C •	1472V •	1472VG •	1472E •	1472S •
18″ width *(457mm)*	24″	610	7	3.2	0.7	1824Z •	1824C •	1824V •	1824VG •	1824E •	1824S •
	30″	762	8	3.6	0.7	1830Z •	1830C •	1830V •	1830VG •	1830E •	1830S •
	36″	914	9	4.1	0.7	1836Z •	1836C •	1836V •	1836VG •	1836E •	1836S •
	42″	1067	11	5.0	0.9	1842Z •	1842C •	1842V •	1842VG •	1842E •	1842S •
	48″	1219	12	5.5	0.9	1848Z •	1848C •	1848V •	1848VG •	1848E •	1848S •
	54″	1372	15	6.8	1.2	1854Z •	1854C •	1854V •	1854VG •	1854E •	1854S
	60″	1524	17	7.7	1.2	1860Z •	1860C •	1860V •	1860VG •	1860E •	1860S •
	72″	1829	20	9.1	1.3	1872Z •	1872C •	1872V •	1872VG •	1872E •	1872S •
21″ width *(533mm)*	24″	610	8	3.6	0.7	2124Z •	2124C •	2124V •	2124VG •	2124E •	2124S
	30″	762	9	4.1	0.7	2130Z •	2130C •	2130V •	2130VG •	2130E •	2130S
	36″	914	11	5.0	0.8	2136Z •	2136C •	2136V •	2136VG •	2136E •	2136S •
	42″	1067	12	5.5	1.1	2142Z •	2142C •	2142V •	2142VG •	2142E •	2142S
	48″	1219	14	6.4	1.1	2148Z •	2148C •	2148V •	2148VG •	2148E •	2148S •
	54″	1372	16	7.3	1.3	2154Z •	2154C •	2154V •	2154VG •	2154E •	2154S
	60″	1524	18	8.2	1.3	2160Z •	2160C •	2160V •	2160VG •	2160E •	2160S •
	72″	1829	24	10.9	1.4	2172Z •	2172C •	2172V •	2172VG •	2172E •	2172S
24″ width *(610mm)*	24″	610	9	4.1	0.8	2424Z •	2424C •	2424V •	2424VG •	2424E •	2424S •
	30″	762	11	5.0	0.8	2430Z •	2430C •	2430V •	2430VG •	2430E •	2430S •
	36″	914	13	5.9	0.8	2436Z •	2436C •	2436V •	2436VG •	2436E •	2436S •
	42″	1067	15	6.8	1.2	2442Z •	2442C •	2442V •	2442VG •	2442E •	2442S •
	48″	1219	16	7.3	1.2	2448Z •	2448C •	2448V •	2448VG •	2448E •	2448S •
	54″	1372	19	8.6	1.5	2454Z •	2454C •	2454V •	2454VG •	2454E •	2454S •
	60″	1524	21	9.5	1.5	2460Z •	2460C •	2460V •	2460VG •	2460E •	2460S •
	72″	1829	26	11.8	1.6	2472Z •	2472C •	2472V •	2472VG •	2472E •	2472S •
30″ width *(762mm)*	30″	762	16	7.3	1.0	3030Z	3030C	3030V	3030VG	3030E	3030S
	36″	914	17	7.7	1.0	3036Z •	3036C •	3036V	3036VG	3036E •	3036S
	48″	1219	20	9.1	1.5	3048Z •	3048C •	3048V	3048VG	3048E •	3048S
	60″	1524	25	11.4	1.8	3060Z •	3060C •	3060V	3060VG	3060E •	3060S
	72″	1829	30	13.6	2.3	3072Z •	3072C •	3072V	3072VG	3072E •	3072S
36″ width *(914mm)*	36″	914	21	9.5	1.3	3636Z •	3636C •	3636V	3636VG	3636E •	3636S
	48″	1219	26	11.8	1.9	3648Z •	3648C •	3648V	3648VG	3648E •	3648S
	60″	1524	34	15.4	2.3	3660Z •	3660C •	3660V	3660VG	3660E •	3660S
	72″	1829	43	19.5	2.8	3672Z •	3672C •	3672V	3672VG	3672E •	3672S

100 Industrial Boulevard, Clayton, DE 19938-8903 U.S.A.
Phone: 800-441-8440 or 302-653-3000. Fax: 302-653-2065
http://www.eaglegrp.com

EAGLE GROUP
Profit from the Eagle Advantage®

Quad-Adjust® Wire Shelving (NSF)

see spec sheet **EG01.14A**



Quad-Adjust® shelf assembled to posts (see page 13 for posts)

PATENTED!
(patent #7,992,731)



Each shelf corner fits in collar mounted to split sleeve

patented QuadTruss® design
(Patent #5,390,803)

Patented QuadTruss® Design
makes shelves up to 25% stronger and provides a retaining ledge for increased strength and product retention.

FEATURES:

- Shelves feature special interlocking corners that fit in collars mounted to split sleeves, allowing addition or removal of a shelf without the need to disassemble the entire shelf unit.
- Tapered split sleeves create a positive lock that becomes stronger as the load increases.
- Posts *(page 13)* are numbered in increments of 1″ *(25mm)* to ensure fast and level assembly.
- Leveling feet are provided to help compensate for uneven floor surfaces.
- Shelves utilize patented QuadTruss® design: the mat wires are sandwiched between two top truss wires, adding significant strength and distributing the entire load without stress and strain on the welds.

Note: To create a mobile shelf unit, top and bottom shelves must be standard shelves *(page 6)*.

HOW TO ASSEMBLE:



1. Snap split sleeves onto post over number of your choice.



2. Attach Quad-Adjust® collar onto split sleeves.



3. Slide shelf into slots in collar to complete.

Weight capacities and packaging are the same as that of Wire Shelves (page 6).

(•) MTS *(made to stock)* / ( ) MTO *(made to order)*

Quad-Adjust® Shelves

	length		weight		cu	EAGLEbrite®	chrome	VALU-MASTER®	Valu-Gard®	EAGLEgard®	stainless steel
	in.	mm	lb.	kg	ft	model #	model #	model #	model #	model #	model #
14″ width (356mm)	24″	610	6	2.7	0.5	QA1424Z	QA1424C	QA1424V	QA1424VG	QA1424E	QA1424S
	30″	762	7	3.2	0.5	QA1430Z	QA1430C	QA1430V	QA1430VG	QA1430E	QA1430S
	36″	914	8	3.6	0.5	QA1436Z	QA1436C	QA1436V	QA1436VG	QA1436E	QA1436S
	42″	1067	9	4.1	0.7	QA1442Z	QA1442C	QA1442V	QA1442VG	QA1442E	QA1442S
	48″	1219	10	4.6	0.7	QA1448Z	QA1448C	QA1448V	QA1448VG	QA1448E	QA1448S
	54″	1372	12	5.5	0.9	QA1454Z	QA1454C	QA1454V	QA1454VG	QA1454E	QA1454S
	60″	1524	14	6.4	0.9	QA1460Z	QA1460C	QA1460V	QA1460VG	QA1460E	QA1460S
	72″	1829	17	7.7	1.1	QA1472Z	QA1472C	QA1472V	QA1472VG	QA1472E	QA1472S
18″ width (457mm)	24″	610	7	3.2	0.7	QA1824Z	QA1824C	QA1824V	QA1824VG	QA1824E	QA1824S
	30″	762	8	3.6	0.7	QA1830Z	QA1830C	QA1830V	QA1830VG	QA1830E	QA1830S
	36″	914	9	4.1	0.7	QA1836Z	QA1836C •	QA1836V •	QA1836VG •	QA1836E •	QA1836S
	42″	1067	11	5.0	0.9	QA1842Z	QA1842C	QA1842V	QA1842VG	QA1842E	QA1842S
	48″	1219	12	5.5	0.9	QA1848Z	QA1848C	QA1848V •	QA1848VG •	QA1848E •	QA1848S
	54″	1372	15	6.8	1.2	QA1854Z	QA1854C	QA1854V	QA1854VG	QA1854E	QA1854S
	60″	1524	17	7.7	1.2	QA1860Z	QA1860C	QA1860V •	QA1860VG •	QA1860E •	QA1860S
	72″	1829	20	9.1	1.3	QA1872Z	QA1872C	QA1872V	QA1872VG	QA1872E	QA1872S
21″ width (533mm)	24″	610	8	3.6	0.8	QA2124Z	QA2124C	QA2124V	QA2124VG	QA2124E	QA2124S
	30″	762	9	4.1	0.8	QA2130Z	QA2130C	QA2130V	QA2130VG	QA2130E	QA2130S
	36″	914	11	5.0	0.8	QA2136Z	QA2136C	QA2136V	QA2136VG	QA2136E	QA2136S
	42″	1067	12	5.5	1.1	QA2142Z	QA2142C	QA2142V	QA2142VG	QA2142E	QA2142S
	48″	1219	14	6.4	1.1	QA2148Z	QA2148C	QA2148V	QA2148VG	QA2148E	QA2148S
	54″	1372	16	7.3	1.3	QA2154Z	QA2154C	QA2154V	QA2154VG	QA2154E	QA2154S
	60″	1524	18	8.2	1.3	QA2160Z	QA2160C	QA2160V	QA2160VG	QA2160E	QA2160S
	72″	1829	24	10.9	1.4	QA2172Z	QA2172C	QA2172V	QA2172VG	QA2172E	QA2172S
24″ width (610mm)	24″	610	9	4.1	0.8	QA2424Z	QA2424C	QA2424V	QA2424VG	QA2424E	QA2424S
	30″	762	11	5.0	0.8	QA2430Z	QA2430C	QA2430V	QA2430VG	QA2430E	QA2430S
	36″	914	13	5.9	0.8	QA2436Z	QA2436C	QA2436V •	QA2436VG •	QA2436E •	QA2436S
	42″	1067	15	6.8	1.2	QA2442Z	QA2442C	QA2442V	QA2442VG	QA2442E	QA2442S
	48″	1219	16	7.3	1.2	QA2448Z	QA2448C •	QA2448V •	QA2448VG •	QA2448E •	QA2448S
	54″	1372	19	8.6	1.5	QA2454Z	QA2454C	QA2454V	QA2454VG	QA2454E	QA2454S
	60″	1524	21	9.5	1.5	QA2460Z	QA2460C	QA2460V •	QA2460VG •	QA2460E •	QA2460S
	72″	1829	26	11.8	1.6	QA2472Z	QA2472C	QA2472V	QA2472VG	QA2472E	QA2472S

Note: MICROGARD® antimicrobial protection standard on all EAGLEgard® shelving.

Quad-Adjust® Wire Shelving (continued) NSF

see spec sheet EG01.14A

(•) MTS *(made to stock)* / ( ) MTO *(made to order)*



Quad-Adjust® Reverse Mat Shelves

Built-in ledges prevent shelf contents from falling off.

	length in.	length mm	weight lb.	weight kg	cu ft	EAGLEbrite® model #	chrome model #	VALU-MASTER® model #	Valu-Gard® model #	EAGLEgard® model #	stainless steel model #
14″ (356mm)	24″	610	6	2.7	0.5	QAR1424Z	QAR1424C	QAR1424V	QAR1424VG	QAR1424E	QAR1424S
	36″	914	8	3.6	0.5	QAR1436Z	QAR1436C	QAR1436V	QAR1436VG	QAR1436E	QAR1436S
	48″	1219	10	4.6	0.7	QAR1448Z	QAR1448C	QAR1448V	QAR1448VG	QAR1448E	QAR1448S
18″ (457mm)	24″	610	7	3.2	0.7	QAR1824Z	QAR1824C	QAR1824V	QAR1824VG	QAR1824E	QAR1824S
	36″	914	9	4.1	0.7	QAR1836Z	QAR1836C	QAR1836V	QAR1836VG	QAR1836E	QAR1836S
	48″	1219	12	5.5	0.9	QAR1848Z	QAR1848C	QAR1848V	QAR1848VG	QAR1848E	QAR1848S
21″ (533mm)	24″	610	8	3.6	0.7	QAR2124Z	QAR2124C	QAR2124V	QAR2124VG	QAR2124E	QAR2124S
	36″	914	11	5.0	0.8	QAR2136Z	QAR2136C	QAR2136V	QAR2136VG	QAR2136E	QAR2136S
	48″	1219	14	6.4	1.1	QAR2148Z	QAR2148C	QAR2148V	QAR2148VG	QAR2148E	QAR2148S
24″ (610mm)	24″	610	9	4.1	0.8	QAR2424Z	QAR2424C	QAR2424V	QAR2424VG	QAR2424E	QAR2424S
	36″	914	13	5.9	0.8	QAR2436Z	QAR2436C	QAR2436V	QAR2436VG	QAR2436E	QAR2436S
	48″	1219	16	7.3	1.2	QAR2448Z	QAR2448C	QAR2448V	QAR2448VG	QAR2448E	QAR2448S

Note: MICROGARD® antimicrobial protection standard on all EAGLEgard® shelving.



Quad-Adjust® 4-Tier Starter Units

see spec sheet EG01.14B

patented QuadTruss® design (Patent #5,390,803)

Convenient easy-to-order starter unit kits.

Consists of (2) standard wire shelves, (2) Quad-Adjust® shelves (patent #7,992,731), and (4) 74″ *(1880mm)* posts.

	length in.	length mm	weight lb.	weight kg	cu ft	EAGLEbrite® model #	chrome model #	VALU-MASTER® model #	Valu-Gard® model #	EAGLEgard® model #	stainless steel model #
18″ (457mm)	36″	914	65	40	2.7	F2QA2-74-1836Z	F2QA2-74-1836C •	F2QA2-74-1836V •	F2QA2-74-1836VG •	F2QA2-74-1836E •	F2QA2-74-1836S
	48″	1219	78	36	3.6	F2QA2-74-1848Z	F2QA2-74-1848C	F2QA2-74-1848V •	F2QA2-74-1848VG •	F2QA2-74-1848E •	F2QA2-74-1848S
	60″	1524	102	46	4.3	F2QA2-74-1860Z	F2QA2-74-1860C	F2QA2-74-1860V •	F2QA2-74-1860VG •	F2QA2-74-1860E •	F2QA2-74-1860S
	72″	1819	117	53	5.1	F2QA2-74-1872Z	F2QA2-74-1872C	F2QA2-74-1872V	F2QA2-74-1872VG	F2QA2-74-1872E	F2QA2-74-1872S
24″ (610mm)	36″	914	81	37	3.6	F2QA2-74-2436Z	F2QA2-74-2436C	F2QA2-74-2436V •	F2QA2-74-2436VG •	F2QA2-74-2436E •	F2QA2-74-2436S
	48″	1219	98	45	4.6	F2QA2-74-2448Z	F2QA2-74-2448C •	F2QA2-74-2448V •	F2QA2-74-2448VG •	F2QA2-74-2448E •	F2QA2-74-2448S
	60″	1524	122	55	5.7	F2QA2-74-2460Z	F2QA2-74-2460C	F2QA2-74-2460V •	F2QA2-74-2460VG •	F2QA2-74-2460E •	F2QA2-74-2460S
	72″	1819	149	68	6.9	F2QA2-74-2472Z	F2QA2-74-2472C	F2QA2-74-2472V	F2QA2-74-2472VG	F2QA2-74-2472E	F2QA2-74-2472S

Note: MICROGARD® antimicrobial protection standard on all EAGLEgard® shelving.



100 Industrial Boulevard, Clayton, DE 19938-8903 U.S.A.
Phone: 800-441-8440 or 302-653-3000. Fax: 302-653-2065
http://www.eaglegrp.com

QuadPLUS® Polymer Shelf Mats with Wire Truss Frames (NSF)

see spec sheets **EG01.47A** **EG01.47B**

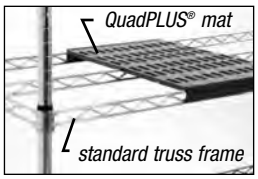

- Green* polymer louvered or solid shelf mats.
- MICROGARD® protection standard on mats and on EAGLEgard® coated truss frames.
- Easy assembly—no tools required!

Note: Packaging is the same as that of Wire Shelves *(page 6).*

WEIGHT CAPACITIES:

- Shelves up to 48″ *(1219mm)*: 800 lb. *(363 kg).*
- 54″-72″ *(1372-1829mm)* shelves: 600 lb. *(272 kg)* - evenly distributed static load.

Note: Shelving units should not exceed 2400 lbs. *(1089 kg)* per set of four posts.

…with Standard Wire Truss Frames…

	length		weight		cu	…with Louvered Mats		…with Solid Mats	
	in.	mm	lb.	kg	ft	w/Valu-Gard® finish* model #	w/EAGLEgard® finish* model #	w/Valu-Gard® finish* model #	w/EAGLEgard® finish* model #
18″ width (457mm)	24″	610	7	3.2	0.7	QPF-1824VG-GL	QPF-1824E-GL	QPF-1824VG-GS	QPF-1824E-GS
	30″	762	8	3.6	0.7	QPF-1830VG-GL	QPF-1830E-GL	QPF-1830VG-GS	QPF-1830E-GS
	36″	914	10	4.5	0.7	QPF-1836VG-GL	QPF-1836E-GL	QPF-1836VG-GS	QPF-1836E-GS
	42″	1067	11	5.0	0.9	QPF-1842VG-GL	QPF-1842E-GL	QPF-1842VG-GS	QPF-1842E-GS
	48″	1219	12	5.4	0.9	QPF-1848VG-GL	QPF-1848E-GL	QPF-1848VG-GS	QPF-1848E-GS
	54″	1372	15	6.8	1.2	QPF-1854VG-GL	QPF-1854E-GL	QPF-1854VG-GS	QPF-1854E-GS
	60″	1524	17	7.7	1.2	QPF-1860VG-GL	QPF-1860E-GL	QPF-1860VG-GS	QPF-1860E-GS
	72″	1829	20	9.0	1.3	QPF-1872VG-GL	QPF-1872E-GL	QPF-1872VG-GS	QPF-1872E-GS
21″ width (533mm)	24″	610	8	3.6	0.7	QPF-2124VG-GL	QPF-2124E-GL	QPF-2124VG-GS	QPF-2124E-GS
	30″	762	9	4.1	0.7	QPF-2130VG-GL	QPF-2130E-GL	QPF-2130VG-GS	QPF-2130E-GS
	36″	914	11	5.0	0.8	QPF-2136VG-GL	QPF-2136E-GL	QPF-2136VG-GS	QPF-2136E-GS
	42″	1067	13	5.9	1.1	QPF-2142VG-GL	QPF-2142E-GL	QPF-2142VG-GS	QPF-2142E-GS
	48″	1219	14	6.4	1.1	QPF-2148VG-GL	QPF-2148E-GL	QPF-2148VG-GS	QPF-2148E-GS
	54″	1372	16	7.3	1.3	QPF-2154VG-GL	QPF-2154E-GL	QPF-2154VG-GS	QPF-2154E-GS
	60″	1524	18	8.2	1.3	QPF-2160VG-GL	QPF-2160E-GL	QPF-2160VG-GS	QPF-2160E-GS
	72″	1829	23	10.4	1.4	QPF-2172VG-GL	QPF-2172E-GL	QPF-2172VG-GS	QPF-2172E-GS
24″ width (610mm)	24″	610	10	4.5	0.8	QPF-2424VG-GL	QPF-2424E-GL	QPF-2424VG-GS	QPF-2424E-GS
	30″	762	11	5.0	0.8	QPF-2430VG-GL	QPF-2430E-GL	QPF-2430VG-GS	QPF-2430E-GS
	36″	914	13	5.9	0.8	QPF-2436VG-GL	QPF-2436E-GL	QPF-2436VG-GS	QPF-2436E-GS
	42″	1067	15	6.8	1.2	QPF-2442VG-GL	QPF-2442E-GL	QPF-2442VG-GS	QPF-2442E-GS
	48″	1219	16	7.3	1.2	QPF-2448VG-GL	QPF-2448E-GL	QPF-2448VG-GS	QPF-2448E-GS
	54″	1372	19	8.6	1.5	QPF-2454VG-GL	QPF-2454E-GL	QPF-2454VG-GS	QPF-2454E-GS
	60″	1524	21	9.5	1.5	QPF-2460VG-GL	QPF-2460E-GL	QPF-2460VG-GS	QPF-2460E-GS
	72″	1829	25	11.3	1.6	QPF-2472VG-GL	QPF-2472E-GL	QPF-2472VG-GS	QPF-2472E-GS

…with Quad-Adjust® Truss Frames…

	length		weight		cu	…with Louvered Mats		…with Solid Mats	
	in.	mm	lb.	kg	ft	w/Valu-Gard® finish* model #	w/EAGLEgard® finish* model #	w/Valu-Gard® finish* model #	w/EAGLEgard® finish* model #
18″ width (457mm)	24″	610	7	3.2	0.7	QPF-QA1824VG-GL	QPF-QA1824E-GL	QPF-QA1824VG-GS	QPF-QA1824E-GS
	30″	762	8	3.6	0.7	QPF-QA1830VG-GL	QPF-QA1830E-GL	QPF-QA1830VG-GS	QPF-QA1830E-GS
	36″	914	10	4.5	0.7	QPF-QA1836VG-GL	QPF-QA1836E-GL	QPF-QA1836VG-GS	QPF-QA1836E-GS
	42″	1067	11	5.0	0.9	QPF-QA1842VG-GL	QPF-QA1842E-GL	QPF-QA1842VG-GS	QPF-QA1842E-GS
	48″	1219	12	5.4	0.9	QPF-QA1848VG-GL	QPF-QA1848E-GL	QPF-QA1848VG-GS	QPF-QA1848E-GS
	54″	1372	15	6.8	1.2	QPF-QA1854VG-GL	QPF-QA1854E-GL	QPF-QA1854VG-GS	QPF-QA1854E-GS
	60″	1524	17	7.7	1.2	QPF-QA1860VG-GL	QPF-QA1860E-GL	QPF-QA1860VG-GS	QPF-QA1860E-GS
	72″	1829	20	9.0	1.3	QPF-QA1872VG-GL	QPF-QA1872E-GL	QPF-QA1872VG-GS	QPF-QA1872E-GS
21″ width (533mm)	24″	610	8	3.6	0.7	QPF-QA2124VG-GL	QPF-QA2124E-GL	QPF-QA2124VG-GS	QPF-QA2124E-GS
	30″	762	9	4.1	0.7	QPF-QA2130VG-GL	QPF-QA2130E-GL	QPF-QA2130VG-GS	QPF-QA2130E-GS
	36″	914	11	5.0	0.8	QPF-QA2136VG-GL	QPF-QA2136E-GL	QPF-QA2136VG-GS	QPF-QA2136E-GS
	42″	1067	13	5.9	1.1	QPF-QA2142VG-GL	QPF-QA2142E-GL	QPF-QA2142VG-GS	QPF-QA2142E-GS
	48″	1219	14	6.4	1.1	QPF-QA2148VG-GL	QPF-QA2148E-GL	QPF-QA2148VG-GS	QPF-QA2148E-GS
	54″	1372	16	7.3	1.3	QPF-QA2154VG-GL	QPF-QA2154E-GL	QPF-QA2154VG-GS	QPF-QA2154E-GS
	60″	1524	18	8.2	1.3	QPF-QA2160VG-GL	QPF-QA2160E-GL	QPF-QA2160VG-GS	QPF-QA2160E-GS
	72″	1829	23	10.4	1.4	QPF-QA2172VG-GL	QPF-QA2172E-GL	QPF-QA2172VG-GS	QPF-QA2172E-GS
24″ width (610mm)	24″	610	10	4.5	0.8	QPF-QA2424VG-GL	QPF-QA2424E-GL	QPF-QA2424VG-GS	QPF-QA2424E-GS
	30″	762	11	5.0	0.8	QPF-QA2430VG-GL	QPF-QA2430E-GL	QPF-QA2430VG-GS	QPF-QA2430E-GS
	36″	914	13	5.9	0.8	QPF-QA2436VG-GL	QPF-QA2436E-GL	QPF-QA2436VG-GS	QPF-QA2436E-GS
	42″	1067	15	6.8	1.2	QPF-QA2442VG-GL	QPF-QA2442E-GL	QPF-QA2442VG-GS	QPF-QA2442E-GS
	48″	1219	16	7.3	1.2	QPF-QA2448VG-GL	QPF-QA2448E-GL	QPF-QA2448VG-GS	QPF-QA2448E-GS
	54″	1372	19	8.6	1.5	QPF-QA2454VG-GL	QPF-QA2454E-GL	QPF-QA2454VG-GS	QPF-QA2454E-GS
	60″	1524	21	9.5	1.5	QPF-QA2460VG-GL	QPF-QA2460E-GL	QPF-QA2460VG-GS	QPF-QA2460E-GS
	72″	1829	25	11.3	1.6	QPF-QA2472VG-GL	QPF-QA2472E-GL	QPF-QA2472VG-GS	QPF-QA2472E-GS

*Available with blue polymer mats and truss frames coated with chrome finish or Valu-Master® gray epoxy finish.
See spec sheets **EG01.47A** and **EG01.47B**.



QuadPLUS® 5-Tier Starter Units — Convenient easy-to-order starter unit kits.

see spec sheet **EG01.36**

Consists of:

- (1) Standard collar truss frame with louvered QuadPLUS® green shelf mats
- (3) Quad-Adjust® collar truss frames with louvered QuadPLUS® green shelf mats
- (1) Standard collar truss frame with solid QuadPLUS® green shelf mats
- (4) 74″ *(1880mm)* posts. Mobile units feature 5″ *(127mm)* resilient swivel stem casters—two with brake.

	length in.	length mm	Stationary: with Valu-Gard® model #	Stationary: with EAGLEgard® model #	Mobile: with Valu-Gard® model #	Mobile: with EAGLEgard® model #
18″ width (457mm)	36″	914	QPSU1836VG-G5-74	QPSU1836E-G5-74	QPMU1836VG-G5-74	QPMU1836E-G5-74
	48″	1219	QPSU1848VG-G5-74	QPSU1848E-G5-74	QPMU1848VG-G5-74	QPMU1848E-G5-74
	60″	1524	QPSU1860VG-G5-74	QPSU1860E-G5-74	QPMU1860VG-G5-74	QPMU1860E-G5-74
21″ width (533mm)	36″	914	QPSU2136VG-G5-74	QPSU2136E-G5-74	QPMU2136VG-G5-74	QPMU2136E-G5-74
	48″	1219	QPSU2148VG-G5-74	QPSU2148E-G5-74	QPMU2148VG-G5-74	QPMU2148E-G5-74
	60″	1524	QPSU2160VG-G5-74	QPSU2160E-G5-74	QPMU2160VG-G5-74	QPMU2160E-G5-74
24″ width (610mm)	36″	914	QPSU2436VG-G5-74	QPSU2436E-G5-74	QPMU2436VG-G5-74	QPMU2436E-G5-74
	48″	1219	QPSU2448VG-G5-74	QPSU2448E-G5-74	QPMU2448VG-G5-74	QPMU2448E-G5-74
	60″	1524	QPSU2460VG-G5-74	QPSU2460E-G5-74	QPMU2460VG-G5-74	QPMU2460E-G5-74

QuadPLUS® Wire Baskets and Truss Frames

see spec sheet **EG01.47C**

QuadPLUS® Wire Baskets are used in conjunction with specially-made truss frames. Once truss frame is assembled to posts, set basket inside frame.

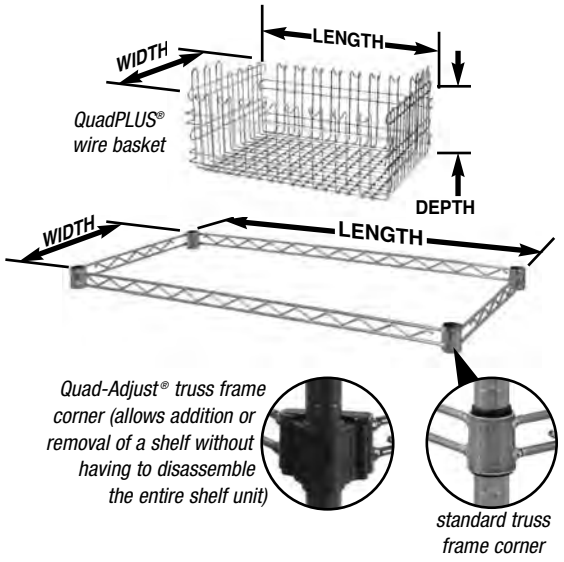

QuadPLUS® Wire Baskets

	length in.	length mm	depth in.	depth mm	Valu-Gard® green epoxy model #	EAGLEgard® green epoxy model #
18″ width (457mm)	16″	406	6″	152	QPB1816VG-6	QPB1816E-6
	16″	406	9″	229	QPB1816VG-9	QPB1816E-9
	22″	559	6″	152	QPB1822VG-6	QPB1822E-6
	22″	559	9″	229	QPB1822VG-9	QPB1822E-9
24″ width (610mm)	16″	406	6″	152	QPB2416VG-6	QPB2416E-6
	16″	406	9″	229	QPB2416VG-9	QPB2416E-9
	22″	559	6″	152	QPB2422VG-6	QPB2422E-6
	22″	559	9″	229	QPB2422VG-9	QPB2422E-9

	length in.	length mm	Truss Frames with Standard Corners: Valu-Gard® green epoxy model #	Truss Frames with Standard Corners: EAGLEgard® green epoxy model #	Truss Frames with Quad-Adjust® Corners: Valu-Gard® green epoxy model #	Truss Frames with Quad-Adjust® Corners: EAGLEgard® green epoxy model #	Basket Capacity per Truss Frame: quantity of 16″-wide basket	Basket Capacity per Truss Frame: quantity of 22″-wide basket
18″ width (457mm)	24″	610	QPAF-1824VG	QPAF-1824E	QPAF-QA1824VG	QPAF-QA1824E		1
	30″	760	QPAF-1830VG	QPAF-1830E	QPAF-QA1830VG	QPAF-QA1830E		1
	36″	914	QPAF-1836VG	QPAF-1836E	QPAF-QA1836VG	QPAF-QA1836E	2	
	42″	1060	QPAF-1842VG	QPAF-1842E	QPAF-QA1842VG	QPAF-QA1842E	1	1
	48″	1220	QPAF-1848VG	QPAF-1848E	QPAF-QA1848VG	QPAF-QA1848E		2
	54″	1372	QPAF-1854VG	QPAF-1854E	QPAF-QA1854VG	QPAF-QA1854E		2
	60″	1524	QPAF-1860VG	QPAF-1860E	QPAF-QA1860VG	QPAF-QA1860E	2	1
	72″	1829	QPAF-1872VG	QPAF-1872E	QPAF-QA1872VG	QPAF-QA1872E		3
24″ width (610mm)	24″	610	QPAF-2424VG	QPAF-2424E	QPAF-QA2424VG	QPAF-QA2424E		1
	30″	760	QPAF-2430VG	QPAF-2430E	QPAF-QA2430VG	QPAF-QA2430E		1
	36″	914	QPAF-2436VG	QPAF-2436E	QPAF-QA2436VG	QPAF-QA2436E	2	
	42″	1060	QPAF-2442VG	QPAF-2442E	QPAF-QA2442VG	QPAF-QA2442E	1	1
	48″	1220	QPAF-2448VG	QPAF-2448E	QPAF-QA2448VG	QPAF-QA2448E		2
	54″	1372	QPAF-2454VG	QPAF-2454E	QPAF-QA2454VG	QPAF-QA2454E		2
	60″	1524	QPAF-2460VG	QPAF-2460E	QPAF-QA2460VG	QPAF-QA2460E	2	1
	72″	1829	QPAF-2472VG	QPAF-2472E	QPAF-QA2472VG	QPAF-QA2472E		3

100 Industrial Boulevard, Clayton, DE 19938-8903 U.S.A.
Phone: 800-441-8440 or 302-653-3000. Fax: 302-653-2065
http://www.eaglegrp.com

EAGLE GROUP
Profit from the Eagle Advantage®

QuadPLUS® Polymer Dunnage Racks

see spec sheet **EG01.47E**



stationary QuadPLUS® polymer dunnage rack

patented QuadTruss® design (Patent #5,390,803)

Patented QuadTruss® Design

makes shelves up to 25% stronger and provides a retaining ledge for increased strength and product retention.

- Green polymer louvered or solid shelf mats lay on top of wire shelf.
- MICROGARD® protection standard on mats and on EAGLEgard® coated shelves.
- 1″ (25mm)-diameter posts grooved on 1″ (25mm) centers, allowing for the adjustment of the shelf and 3-sided frame.
- Temperature rating for mats: Up to 200°F for intermittent exposure to cleaning, such as a dishwasher.
- Mats have a temperature rating of -20°F to 125°F under continuous use.
- Easy assembly—no tools required!
- 14″ (356mm) height.

Stationary Racks — 1,000 lbs. (453.6 kg) weight capacity.

	length		weight		EAGLEgard® green epoxy		Valu-Gard® green epoxy	
					with solid mat	with louvered mat	with solid mat	with louvered mat
	in.	mm	lb.	kg	model #	model #	model #	model #
18″ width (457mm)	24″	610	33	15.0	QP-DR1824E-GS	QP-DR1824E-GL	QP-DR1824VG-GS	QP-DR1824VG-GL
	30″	760	36	16.3	QP-DR1830E-GS	QP-DR1830E-GL	QP-DR1830VG-GS	QP-DR1830VG-GL
	36″	914	43	19.5	QP-DR1836E-GS	QP-DR1836E-GL	QP-DR1836VG-GS	QP-DR1836VG-GL
	48″	1220	49	22.2	QP-DR1848E-GS	QP-DR1848E-GL	QP-DR1848VG-GS	QP-DR1848VG-GL
	60″	1524	55	24.9	QP-DR1860E-GS	QP-DR1860E-GL	QP-DR1860VG-GS	QP-DR1860VG-GL
21″ width (533mm)	24″	610	36	16.3	QP-DR2124E-GS	QP-DR2124E-GL	QP-DR2124VG-GS	QP-DR2124VG-GL
	30″	760	39	17.7	QP-DR2130E-GS	QP-DR2130E-GL	QP-DR2130VG-GS	QP-DR2130VG-GL
	36″	914	45	20.4	QP-DR2136E-GS	QP-DR2136E-GL	QP-DR2136VG-GS	QP-DR2136VG-GL
	48″	1220	51	23.1	QP-DR2148E-GS	QP-DR2148E-GL	QP-DR2148VG-GS	QP-DR2148VG-GL
	60″	1524	57	25.9	QP-DR2160E-GS	QP-DR2160E-GL	QP-DR2160VG-GS	QP-DR2160VG-GL
24″ width (610mm)	24″	610	40	18.1	QP-DR2424E-GS	QP-DR2424E-GL	QP-DR2424VG-GS	QP-DR2424VG-GL
	30″	760	42	19.1	QP-DR2430E-GS	QP-DR2430E-GL	QP-DR2430VG-GS	QP-DR2430VG-GL
	36″	914	47	21.3	QP-DR2436E-GS	QP-DR2436E-GL	QP-DR2436VG-GS	QP-DR2436VG-GL
	48″	1220	53	24.0	QP-DR2448E-GS	QP-DR2448E-GL	QP-DR2448VG-GS	QP-DR2448VG-GL
	60″	1524	63	28.6	QP-DR2460E-GS	QP-DR2460E-GL	QP-DR2460VG-GS	QP-DR2460VG-GL

Mobile Racks — 800 lbs. (362.8 kg) weight capacity. Comes with four 5″ heavy duty swivel casters with rubber tread (two with brake).

	length		weight		EAGLEgard® green epoxy		Valu-Gard® green epoxy	
					with solid mat	with louvered mat	with solid mat	with louvered mat
	in.	mm	lb.	kg	model #	model #	model #	model #
18″ width (457mm)	24″	610	33	15.0	QP-MDR1824E-GS	QP-MDR1824E-GL	QP-MDR1824VG-GS	QP-MDR1824VG-GL
	30″	760	36	16.3	QP-MDR1830E-GS	QP-MDR1830E-GL	QP-MDR1830VG-GS	QP-MDR1830VG-GL
	36″	914	43	19.5	QP-MDR1836E-GS	QP-MDR1836E-GL	QP-MDR1836VG-GS	QP-MDR1836VG-GL
	48″	1220	49	22.2	QP-MDR1848E-GS	QP-MDR1848E-GL	QP-MDR1848VG-GS	QP-MDR1848VG-GL
	60″	1524	55	24.9	QP-MDR1860E-GS	QP-MDR1860E-GL	QP-MDR1860VG-GS	QP-MDR1860VG-GL
21″ width (533mm)	24″	610	36	16.3	QP-MDR2124E-GS	QP-MDR2124E-GL	QP-MDR2124VG-GS	QP-MDR2124VG-GL
	30″	760	39	17.7	QP-MDR2130E-GS	QP-MDR2130E-GL	QP-MDR2130VG-GS	QP-MDR2130VG-GL
	36″	914	45	20.4	QP-MDR2136E-GS	QP-MDR2136E-GL	QP-MDR2136VG-GS	QP-MDR2136VG-GL
	48″	1220	51	23.1	QP-MDR2148E-GS	QP-MDR2148E-GL	QP-MDR2148VG-GS	QP-MDR2148VG-GL
	60″	1524	57	25.9	QP-MDR2160E-GS	QP-MDR2160E-GL	QP-MDR2160VG-GS	QP-MDR2160VG-GL
24″ width (610mm)	24″	610	40	18.1	QP-MDR2424E-GS	QP-MDR2424E-GL	QP-MDR2424VG-GS	QP-MDR2424VG-GL
	30″	760	42	19.1	QP-MDR2430E-GS	QP-MDR2430E-GL	QP-MDR2430VG-GS	QP-MDR2430VG-GL
	36″	914	47	21.3	QP-MDR2436E-GS	QP-MDR2436E-GL	QP-MDR2436VG-GS	QP-MDR2436VG-GL
	48″	1220	53	24.0	QP-MDR2448E-GS	QP-MDR2448E-GL	QP-MDR2448VG-GS	QP-MDR2448VG-GL
	60″	1524	63	28.6	QP-MDR2460E-GS	QP-MDR2460E-GL	QP-MDR2460VG-GS	QP-MDR2460VG-GL

QuadPLUS® Options & Accessories

see spec sheet **EG01.47D**



Tray Drying Racks

Perfect for bun pans, cutting boards, server trays and pizza pans. Fits over existing QuadPLUS® polymer shelving. Constructed of 6-gauge wire with Valu-Gard® or Eaglegard® green epoxy coating. 24″ width. Lengths range from 24″ to 60″ long. For additional sizes, contact factory.

	length		…with 1-1/2″ (38mm) Spacing		…with 3″ (76mm) Spacing	
	in.	mm	with Valu-Gard® model #	with EAGLEgard® model #	with Valu-Gard® model #	with EAGLEgard® model #
24″ width (610mm)	36″	914	QTR24361-VG	QTR24361-E	QTR24363-VG	QTR24363-E
	48″	1219	QTR24481-VG	QTR24481-E	QTR24483-VG	QTR24483-E
	60″	1524	QTR24601-VG	QTR24601-E	QTR24603-VG	QTR24603-E

Drop-In Drying Racks

For items such as pots, pans etc. Stainless steel wire rack hangs onto front, center and rear trusses of Valu-Gard® or EAGLEgard® frame included.

	length		w/Valu-Gard® finish model #	w/EAGLEgard® finish model #
	in.	mm		
24″ width (610mm)	36″	914	QDR2436-VG	QDR2436-E
	48″	1219	QDR2448-VG	QDR2448-E
	60″	1524	QDR2460-VG	QDR2460-E



drop-in drying rack



Ledges for QuadPLUS® Polymer Shelf Mats

Front-to-Back Ledges…

	width		cu		1″-high (25mm) weight			4″-high (102mm) weight		
	in.	mm	ft	lb.	kg	w/Valu-Gard® model #	w/EAGLEgard® model #	lb.	kg	w/Valu-Gard® model #	w/EAGLEgard® model #
	18″	457	0.3	0.3	0.1	QL18W-1VG	QL18W-1E	0.9	0.4	QL18W-4VG	QL18W-4E
	21″	533	0.3	0.4	0.2	QL21W-1VG	QL21W-1E	1.0	0.5	QL21W-4VG	QL21W-4E
	24″	610	0.3	0.5	0.2	QL24W-1VG	QL24W-1E	1.2	0.6	QL24W-4VG	QL24W-4E

Left-to-Right Ledges…

	width		cu		1″-high (25mm) weight			4″-high (102mm) weight		
	in.	mm	ft	lb.	kg	w/Valu-Gard® model #	w/EAGLEgard® model #	lb.	kg	w/Valu-Gard® model #	w/EAGLEgard® model #
	24″	610	0.3	0.5	0.2	QL24L-1VG	QL24L-1E	1.2	0.6	QL24L-4VG	QL24L-4E
	30″	762	0.5	0.7	0.3	QL30L-1VG	QL30L-1E	1.4	0.6	QL30L-4VG	QL30L-4E
	36″	914	0.6	0.9	0.4	QL36L-1VG	QL36L-1E	1.6	0.7	QL36L-4VG	QL36L-4E
	42″	1067	0.6	1.1	0.5	QL42L-1VG	QL42L-1E	1.8	0.8	QL42L-4VG	QL42L-4E
	48″	1092	0.7	1.3	0.6	QL48L-1VG	QL48L-1E	2.0	0.9	QL48L-4VG	QL48L-4E
	54″	1372	0.8	1.5	0.7	QL54L-1VG	QL54L-1E	2.2	1.0	QL54L-4VG	QL54L-4E
	60″	1524	0.8	1.7	0.8	QL60L-1VG	QL60L-1E	2.4	1.1	QL60L-4VG	QL60L-4E
	72″	1829	1.0	2.1	1.0	QL72L-1VG	QL72L-1E	2.6	1.2	QL72L-4VG	QL72L-4E

Optional QuadPLUS® Dividers

8″ *(203mm)* height.



length		with Valu-Gard® model #	with EAGLEgard® model #
in.	mm		
18″	457	QPSD18-VG	QPSD18-E
21″	533	QPSD21-VG	QPSD21-E
24″	610	QPSD24-VG	QPSD24-E

Optional Post Clamps

Provides maximum strength when shelving units are connected by clamping posts securely together.



stainless steel model #	black epoxy model #
ADD-A-CLAMP	ADD-A-CLAMP-BL

100 Industrial Boulevard, Clayton, DE 19938-8903 U.S.A.
Phone: 800-441-8440 or 302-653-3000. Fax: 302-653-2065
http://www.eaglegrp.com

EAGLE GROUP
Profit from the Eagle Advantage®

Posts (NSF)

see spec sheets **EG01.00** **EG01.01** **EG01.11A** **EG01.14**



Posts are numbered on vertical 1˝ (25mm) increments to help ensure fast and level assembly.

FEATURES:
- Height includes leveling bolt insert and cap.
- EAGLEbrite® posts feature air-dry lacquer and can be used for walk-in coolers.

Notes: For special length post, contact factory for pricing.

(•) MTS *(made to stock)* / ( ) MTO *(made to order)*

For Stationary Applications

height in.	height mm	cu ft	weight lb.	weight kg	EAGLEbrite® model #	chrome model #	Valu-Gard® model #	VALU-MASTER® model #	EAGLEgard® model	stainless steel model #
7˝	178	0.1	1.0	0.5	P7-Z •	P7-C	P7-VG	P7-V	P7-E •	P7-S
14˝	356	0.1	1.0	0.5	P14-Z •	P14-C •	P14-VG	P14-V	P14-E •	P14-S
18˝	457	0.1	1.5	0.7	P18-Z •	P18-C •	P18-VG	P18-V	P18-E	P18-S •
33˝	838	0.1	2.0	0.9	P33-Z •	P33-C •	P33-VG •	P33-V •	P33-E •	P33-S •
54˝	1372	0.1	3.0	1.4	P54-Z •	P54-C •	P54-VG •	P54-V •	P54-E •	P54-S •
63˝	1600	0.3	3.5	1.8	P63-Z •	P63-C •	P63-VG •	P63-V •	P63-E •	P63-S •
74˝	1880	0.5	4.0	1.8	P74-Z •	P74-C •	P74-VG •	P74-V •	P74-E •	P74-S •
86˝	2184	0.8	5.0	2.3	P86-Z •	P86-C •	P86-VG •	P86-V •	P86-E •	P86-S •
96˝	2438	0.9	6.0	2.7	n/a	P96-C •*	n/a	n/a	n/a	P96-S •*

* 96˝ (*2438mm*) posts are NOT to be used on units less than 24˝ *(610mm)* front-to-back. Recommend using in conjunction with foot plates to affix to floor, and with post clamps where applicable.

For Mobile Applications — See page 14 for appropriate stem casters.

height in.	height mm	cu ft	weight lb.	weight kg	EAGLEbrite® model #	chrome model #	Valu-Gard® model #	VALU-MASTER® model #	EAGLEgard® model	stainless steel model #
7˝	178	0.1	1.0	0.5	CP7-Z	CP7-C	CP7-VG	CP7-V	CP7-E	CP7-S
14˝	356	0.1	1.0	0.5	CP14-Z	CP14-C	CP14-VG	CP14-V	CP14-E	CP14-S
18˝	457	0.1	1.5	0.7	CP18-Z	CP18-C	CP18-VG	CP18-V	CP18-E	CP18-S
33˝	838	0.1	2.0	0.9	CP33-Z•	CP33-C•	CP33-VG•	CP33-V	CP33-E	CP33-S•
54˝	1372	0.1	3.0	1.4	CP54-Z•	CP54-C•	CP54-VG	CP54-V	CP54-E	CP54-S
63˝	1600	0.3	3.5	1.8	CP63-Z•	CP63-C•	CP63-VG•	CP63-V•	CP63-E•	CP63-S•
74˝	1880	0.5	4.0	1.8	CP74-Z•	CP74-C•	CP74-VG•	CP74-V•	CP74-E•	CP74-S•
86˝	2184	0.8	5.0	2.3	CP86-Z•	CP86-C•	CP86-VG•	CP86-V	CP86-E•	CP86-S

Stationary Wire Wall Mounts (NSF)

see spec sheet **EG02.12**



stationary wall mount (end unit)

Designed for fixed application

Note: Shelves *(page 6)* sold separately.

END UNIT:
- One single shelf support and mounting plate.

MID UNIT:
- One double shelf support and mounting plate.

(•) MTS *(made to stock)* / ( ) MTO *(made to order)*

			End Units*						Mid Units					
length in.	length mm	cu ft	weight** lbs.	weight** kg	chrome model #	Valu-Gard® model #	stainless** model #		weight** lbs.	weight** kg	chrome model #	Valu-Gard® model #	stainless** model #	
14˝	356	0.5	6	2.7	WB14-C •	WB14-VG •	WB14-S •		8	3.6	DWB14-C •	DWB14-VG	DWB14-S	
18˝	457	0.5	8	3.6	WB18-C •	WB18-VG •	WB18-S •		10	4.5	DWB18-C •	DWB18-VG	DWB18-S	
21˝	533	0.7	10	4.5	WB21-C •	WB21-VG	WB21-S		12	5.5	DWB21-C	DWB21-VG	DWB21-S	
24˝	610	0.7	12	5.5	WB24-C •	WB24-VG	WB24-S •		14	6.4	DWB24-C •	DWB24-VG	DWB24-S	

*End Units priced per piece; **For stainless steel units, add 1 lb. *(0.5 kg)* weight.

Stem Casters (NSF)

see spec sheet **EG01.05A**



resilient

Add mobility to your stationary unit.

FEATURES:

- Use with posts.
- Donut bumpers.
- Swivel casters have a temperature rating of -15°F.

Note: Decorative stem casters also available. See page 66.

These casters cannot be used with Master Trak®.

(•) MTS *(made to stock)* / ( ) MTO *(made to order)*

Resilient

type	capacity lbs.	capacity kg	wheel diameter in.	wheel diameter mm	wheel face in.	wheel face mm	weight lbs.	weight kg	cu ft	EAGLEbrite® zinc model #
stem/swivel	175	75.4	3″	76	1″	25	1.1	0.5	0.1	**CSS3-175**
stem/brake	175	75.4	3″	76	1″	25	1.1	0.5	0.1	**CSB3-175**
stem/swivel	125	56.7	4″	102	1″	25	1.1	0.5	0.1	**CSS4-125** •
stem/swivel	125	56.7	5″	127	1″	25	2.0	0.9	0.1	**CSS5-125** •
stem/swivel	300	136.1	5″	127	1¼″	32	2.5	1.2	0.1	**CSS5-300** •
stem/brake	300	136.1	5″	127	1¼″	32	2.8	1.3	0.1	**CSB5-300** •
stem/rigid ▼	300	136.1	5″	127	1¼″	32	3.5	1.6	0.1	**CSR5-300** •

Polyurethane

- Also available: Eaglebrite® zinc caster with step-pedal brake. Model **#CSPB5-300**

type	capacity lbs.	capacity kg	wheel diameter in.	wheel diameter mm	wheel face in.	wheel face mm	weight lbs.	weight kg	cu ft	nickel plated model #	stainless steel model #
stem/swivel	300	136.1	5″	127	1¼″	32	2.5	1.2	0.1	**CSS5P-300** •	**CSS5PS-300** •
stem/brake	300	136.1	5″	127	1¼″	32	2.8	1.3	0.1	**CSB5P-300** •	**CSB5PS-300** •
stem/rigid ▼	300	136.1	5″	127	1¼″	32	3.5	1.6	0.1	**CSR5P-300** •	**CSR5PS-300**



(nickel plated) swivel stem caster with polyurethane tread

Polymer Casters

- With polyurethane wheel.

type	type of bearing	capacity lbs.	capacity kg	wheel diameter in.	wheel diameter mm	wheel face in.	wheel face mm	weight lbs.	weight kg	cu ft	model #
stem/swivel	delrin	250	113.4	5″	127	1¼″	32	2.0	0.9	0.1	**CPSS5-250** •
stem/brake	delrin	250	113.4	5″	127	1¼″	32	2.0	0.9	0.1	**CPSB5-250** •



▼ Channel Frames for Rigid Stem Casters

Please note: Shelf width must be known when ordering rigid stem casters in order to ship appropriate channel frame to lock rigid casters.

shelf width in.	shelf width mm	weight lbs.	weight kg	cubic feet	model #
14″	356	1.5	0.7	0.1	**A201706**
18″	457	2.0	0.9	0.1	**A201007**
21″	533	2.5	1.1	0.1	**A201008**
24″	610	2.8	1.3	0.1	**A201009**
30″	762	3.5	1.6	0.1	**A204795**
36″	914	4.0	1.8	0.1	**A207562**

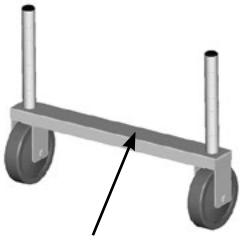

channel frame for rigid stem casters

Replacement Donut Bumpers for Stem Casters

description	model #
3½″ *(89mm)* diameter	**A200019** •
5″ *(127mm)* diameter, with swivel center	**A213261** •



donut bumper

100 Industrial Boulevard, Clayton, DE 19938-8903 U.S.A.
Phone: 800-441-8440 or 302-653-3000. Fax: 302-653-2065
http://www.eaglegrp.com

EAGLE GROUP
Profit from the Eagle Advantage®

Plate Casters (NSF)

see spec sheet EG01.05B

(•) MTS *(made to stock)* / ( ) MTO *(made to order)*

Polymer - Polyurethane tread.



type	capacity lbs.	capacity kg	wheel diameter in.	wheel diameter mm	wheel face in.	wheel face mm	weight lbs.	weight kg	model #
swivel	250	90.7	5″	127	1¼″	32	2.8	1.3	**PCPS5-250**
lock	250	90.7	5″	127	1¼″	32	2.8	1.3	**PCPL5-250**

Resilient



type	capacity lbs.	capacity kg	wheel diameter in.	wheel diameter mm	wheel face in.	wheel face mm	weight lbs.	weight kg	cu ft	EAGLEbrite® zinc model #
swivel	200	90.7	5″	127	1⅛″	29	2.8	1.3	0.5	**CPS5-200**
brake	200	90.7	5″	127	1⅛″	29	2.8	1.3	0.5	**CPB5-200**
rigid	200	90.7	5″	127	1⅛″	29	2.8	1.3	0.5	**CPR5-200**
swivel	250	113.4	5″	127	1¼″	32	3.0	1.4	0.5	**CPS5-250 •**
brake	250	113.4	5″	127	1¼″	32	3.0	1.4	0.5	**CPB5-250**
rigid	250	113.4	5″	127	1¼″	32	3.0	1.4	0.5	**CPR5-250**
swivel	500	226.8	6″	152	2″	51	9.0	4.1	0.5	**CPS6-500**
brake	500	226.8	6″	152	2″	51	9.0	4.1	0.5	**CPB6-500**
rigid	500	226.8	6″	152	2″	51	9.0	4.1	0.5	**CPR6-500**

Polyurethane



with brake

type	capacity lbs.	capacity kg	wheel diameter in.	wheel diameter mm	wheel face in.	wheel face mm	weight lbs.	weight kg	cu ft	EAGLEbrite® zinc model #
swivel	300	136.1	5″	127	1¼″	32	3.0	1.4	0.5	**CPS5P-300 •**
brake	300	136.1	5″	127	1¼″	32	3.0	1.4	0.5	**CPB5P-300 •**
rigid	300	136.1	5″	127	1¼″	32	3.0	1.4	0.5	**CPR5P-300**
swivel	500	226.8	5″	127	2″	51	8.0	3.6	0.5	**CPS5P-500 •**
brake	500	226.8	5″	127	2″	51	8.0	3.6	0.5	**CPB5P-500 •**
rigid	500	226.8	5″	127	2″	51	8.0	3.6	0.5	**CPR5P-500**
swivel	600	272.1	6″	152	2″	51	9.0	4.1	0.5	**CPS6P-600 •**
brake	600	272.1	6″	152	2″	51	9.0	4.1	0.5	**CPB6P-600 •**
rigid	600	272.1	6″	152	2″	51	9.0	4.1	0.5	**CPR6P-600**
swivel	700	317.5	8″	203	2″	51	10.5	4.8	1.0	**CPS8P-700**
brake	700	317.5	8″	203	2″	51	10.5	4.8	1.0	**CPB8P-700**
rigid	700	317.5	8″	203	2″	51	10.5	4.8	1.0	**CPR8P-700**

Stainless Steel Cart Washable Casters - Polyurethane tread.



with brake

type	capacity lbs.	capacity kg	wheel diameter in.	wheel diameter mm	wheel face in.	wheel face mm	weight lbs.	weight kg	cu ft	stainless steel model #
swivel	300	136.1	5″	127	1¼″	32	3.0	1.4	0.5	**CPS5S-300**
brake	300	136.1	5″	127	1¼″	32	3.0	1.4	0.5	**CPB5S-300**

Go Green. Go ECO-Built™ by EAGLE.

For restaurants and other institutions concerned about meeting their own green standards, buying ECO-Built™ is simply the right thing to do.

Look for the ECO-Built™ tag on the bar code

Solid Shelves (NSF)

see spec sheet **EG01.01**



Raised ¼˝-high "V" Edge on all sides and double hem bending provides quality and strength!

side view of solid shelf, showing raised "V" edge

FEATURES:

- Shelf corner collars and tapered split sleeves create locking mechanism to fasten shelves to posts.

Notes: Contact factory for availability of 72˝-long shelves. Availability based on application.

PACKAGING:

- 24˝-48˝ *(610-1219mm)* lengths: Four per box.
- 54˝-72˝ *(1372-1829mm)* lengths: Two per box.
- Four pairs of split sleeves per shelf.

All items can be shipped UPS.

(•) MTS *(made to stock)* / ( ) MTO *(made to order)*

Shelves are autoclave and cart washable when used with Autoclave Posts and Aluminum Split Sleeves #**A208908**. To order Autoclave Posts: model #**CP33-S-CAP** (33˝ height), #**CP54-S-CAP** (54˝ height), or #**CP63-S-CAP** (63˝ height).

	length		weight		cu	galvanized		VALU-MASTER®		Valu-Gard®	stainless
	in.	mm	lb.	kg	ft	model #	list	model #	list	model #	model #
14˝ width *(356mm)*	24˝	610	10	4.5	0.5	**SS1424G**		**SS1424V**		**SS1424VG**	**SS1424S**
	30˝	762	12	5.5	0.5	**SS1430G**		**SS1430V**		**SS1430VG**	**SS1430S**
	36˝	914	14	6.4	0.5	**SS1436G**		**SS1436V**		**SS1436VG**	**SS1436S** •
	42˝	1067	15	6.8	0.7	**SS1442G**		**SS1442V**		**SS1442VG**	**SS1442S**
	48˝	1219	17	7.7	0.7	**SS1448G**		**SS1448V**		**SS1448VG**	**SS1448S** •
	54˝	1372	20	9.1	0.9	**SS1454G**		**SS1454V**		**SS1454VG**	**SS1454S**
	60˝	1524	22	10.0	0.9	**SS1460G**		**SS1460V**		**SS1460VG**	**SS1460S** •
18˝ width *(457mm)*	24˝	610	11	5.0	0.7	**SS1824G**		**SS1824V**		**SS1824VG**	**SS1824S** •
	30˝	762	14	6.4	0.7	**SS1830G**		**SS1830V**		**SS1830VG**	**SS1830S** •
	36˝	914	16	7.3	0.7	**SS1836G** •		**SS1836V**		**SS1836VG**	**SS1836S** •
	42˝	1067	18	8.2	0.9	**SS1842G**		**SS1842V**		**SS1842VG**	**SS1842S**
	48˝	1219	20	9.1	0.9	**SS1848G** •		**SS1848V** •		**SS1848VG**	**SS1848S** •
	54˝	1372	22	10.0	1.2	**SS1854G**		**SS1854V**		**SS1854VG**	**SS1854S**
	60˝	1524	24	10.9	1.2	**SS1860G** •		**SS1860V**		**SS1860VG**	**SS1860S** •
21˝ width *(533mm)*	24˝	610	13	5.9	0.7	**SS2124G**		**SS2124V**		**SS2124VG**	**SS2124S**
	30˝	762	15	6.8	0.7	**SS2130G**		**SS2130V**		**SS2130VG**	**SS2130S**
	36˝	914	18	8.2	0.8	**SS2136G**		**SS2136V**		**SS2136VG**	**SS2136S** •
	42˝	1067	21	9.5	1.1	**SS2142G**		**SS2142V**		**SS2142VG**	**SS2142S**
	48˝	1219	23	10.5	1.1	**SS2148G**		**SS2148V**		**SS2148VG**	**SS2148S**
	54˝	1372	25	11.4	1.3	**SS2154G**		**SS2154V**		**SS2154VG**	**SS2154S**
	60˝	1524	28	12.7	1.3	**SS2160G**		**SS2160V**		**SS2160VG**	**SS2160S**
24˝ width *(610mm)*	24˝	610	15	6.8	0.8	**SS2424G** •		**SS2424V**		**SS2424VG**	**SS2424S** •
	30˝	762	17	7.7	0.8	**SS2430G**		**SS2430V**		**SS2430VG**	**SS2430S**
	36˝	914	19	8.6	0.8	**SS2436G** •		**SS2436V** •		**SS2436VG**	**SS2436S** •
	42˝	1067	23	10.5	1.2	**SS2442G**		**SS2442V**		**SS2442VG**	**SS2442S** •
	48˝	1219	24	10.9	1.2	**SS2448G** •		**SS2448V**		**SS2448VG**	**SS2448S** •
	54˝	1372	27	12.3	1.5	**SS2454G**		**SS2454V**		**SS2454VG**	**SS2454S**
	60˝	1524	31	14.1	1.5	**SS2460G** •		**SS2460V**		**SS2460VG**	**SS2460S** •

Solid Shelf Joining Clamp

see spec sheet **EG01.03D**



model #
A203078

Note: Two required per shelf.

FEATURES:

- Clamp and two additional posts create various shelving add-on configurations.
- Joins shelves end-to-end, back-to-back, or at right angles.

(•) MTS *(made to stock)* / ( ) MTO *(made to order)*

100 Industrial Boulevard, Clayton, DE 19938-8903 U.S.A.
Phone: 800-441-8440 or 302-653-3000. Fax: 302-653-2065
http://www.eaglegrp.com

EAGLE GROUP
Profit from the Eagle Advantage®

Seismic Footplate Kits

see spec sheet **EG01.27**



bolt plate for #SFP10-1



two-post bolt plate for #SFP10-2



four-post bolt plate for #SFP10-4

FEATURES

- For 1″-diameter posts of pre-existing shelf units.
- 20 PSF per shelf weight capacity.
- Includes hardware to attach to posts.
- Bolt plate is zinc-plated.
- Post straps are chrome-plated.

Note: Shelves and posts sold separately.

Converts standard shelving into seismic shelving!



post strap for #SFP10-2 and #SFP10-4

description	quantity of bolt plates per kit	width x length x height in.	mm	kit model #
one-post bolt plate	4	2⅞″ x 7″ x 4¼″	73 x 178 x 108	**SFP10-1**
two-post bolt plate, 2 sets of post straps*	2	8″ x 11″ x 4¼″	203 x 279 x 108	**SFP10-2**
four-post bolt plate, 4 sets of post straps*	1	11″ x 11″ x 4¼″	279 x 279 x 108	**SFP10-4**

***** Post straps come with hardware for assembly, and split sleeves for attaching to posts.

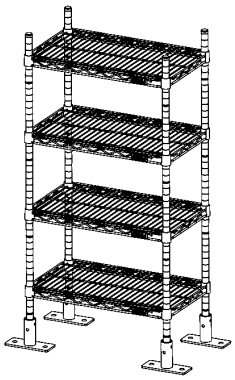

For single shelving unit, you need…

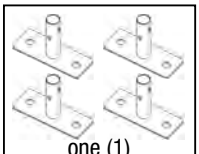

one (1) #SFP10-1 kit

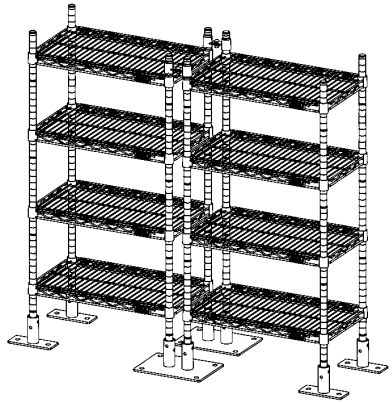

For TWO adjacent shelving units, you need…

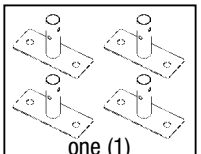

one (1) #SFP10-1 kit

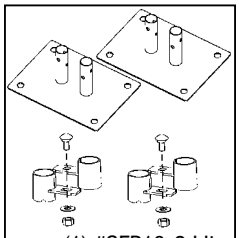

one (1) #SFP10-2 kit

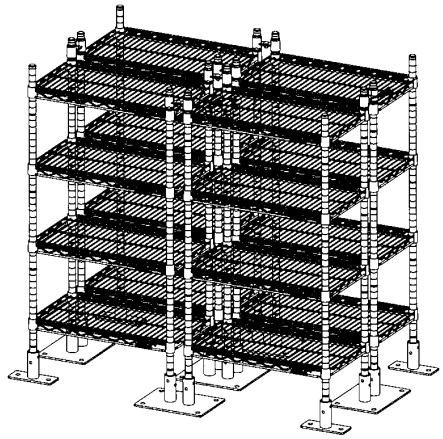

For FOUR adjacent shelving units, you need…

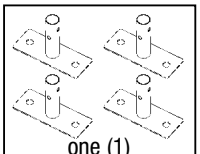

one (1) #SFP10-1 kit

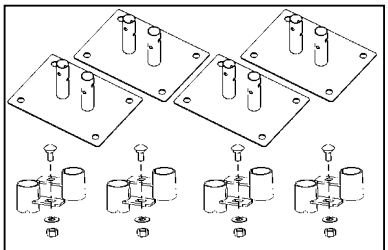

two (2) #SFP10-2 kits

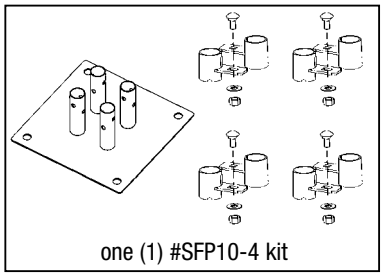

one (1) #SFP10-4 kit

OSHPD APPROVED

OPM-0349-13

Approved by the California Office of Statewide Health Planning and Development.

Note: OSHPD ongoing evaluation may affect EAGLE GROUP's approve/pre-approve status. Consult factory.

Four-Shelf Starter Units (NSF)

see spec sheet **EG01.25**



EAGLEgard® finish standard with MICROGARD® protection.

See bottom of page 4 for details.

INCLUDES:

- Four shelves.
- Four posts *(same finish as shelves).*
- Shipped knocked-down.

Note: *54″ (1372mm)* shelves available see page 6.

(•) MTS *(made to stock)* / ( ) MTO *(made to order)*

patented QuadTruss® design

(Patent #5,390,803)

Patented QuadTruss® Design
makes shelves up to 25% stronger and provides a retaining ledge for increased strength and product retention.

Models with 63″ *(1600mm)* Height

length		weight		cu	EAGLEbrite®	chrome	VALU-MASTER®	Valu-Gard®	EAGLEgard®	stainless
in.	mm	lb.	kg	ft	model #	model #	model #	model #	model #	model #
18″ width *(457mm)*										
24″	610	42	19	1.8	S4-63-1824Z •	S4-63-1824C •	S4-63-1824V •	S4-63-1824VG •	S4-63-1824E •	S4-63-1824S •
30″	762	47	21	2.2	S4-63-1830Z •	S4-63-1830C •	S4-63-1830V •	S4-63-1830VG •	S4-63-1830E •	S4-63-1830S •
36″	914	53	24	2.6	S4-63-1836Z •	S4-63-1836C •	S4-63-1836V •	S4-63-1836VG •	S4-63-1836E •	S4-63-1836S •
42″	1067	57	26	3.0	S4-63-1842Z •	S4-63-1842C •	S4-63-1842V •	S4-63-1842VG •	S4-63-1842E •	S4-63-1842S •
48″	1219	63	29	3.5	S4-63-1848Z •	S4-63-1848C •	S4-63-1848V •	S4-63-1848VG •	S4-63-1848E •	S4-63-1848S •
60″	1524	82	37	4.2	S4-63-1860Z •	S4-63-1860C •	S4-63-1860V •	S4-63-1860VG •	S4-63-1860E •	S4-63-1860S •
72″	1829	94	43	5.0	S4-63-1872Z •	S4-63-1872C •	S4-63-1872V •	S4-63-1872VG •	S4-63-1872E •	S4-63-1872S •
21″ width *(533mm)*										
24″	610	46	21	2.1	S4-63-2124Z •	S4-63-2124C •	S4-63-2124V •	S4-63-2124VG •	S4-63-2124E •	S4-63-2124S
30″	762	52	24	2.6	S4-63-2130Z •	S4-63-2130C •	S4-63-2130V •	S4-63-2130VG •	S4-63-2130E •	S4-63-2130S
36″	914	59	27	3.0	S4-63-2136Z •	S4-63-2136C •	S4-63-2136V •	S4-63-2136VG •	S4-63-2136E •	S4-63-2136S •
42″	1067	65	30	3.5	S4-63-2142Z •	S4-63-2142C •	S4-63-2142V •	S4-63-2142VG •	S4-63-2142E •	S4-63-2142S
48″	1219	71	32	4.0	S4-63-2148Z •	S4-63-2148C •	S4-63-2148V •	S4-63-2148VG •	S4-63-2148E •	S4-63-2148S •
60″	1524	88	40	5.0	S4-63-2160Z •	S4-63-2160C •	S4-63-2160V •	S4-63-2160VG •	S4-63-2160E •	S4-63-2160S •
72″	1829	98	45	7.8	S4-63-2172Z •	S4-63-2172C •	S4-63-2172V •	S4-63-2172VG •	S4-63-2172E •	S4-63-2172S
24″ width *(610mm)*										
24″	610	50	23	2.4	S4-63-2424Z •	S4-63-2424C •	S4-63-2424V •	S4-63-2424VG •	S4-63-2424E •	S4-63-2424S •
30″	762	57	26	2.9	S4-63-2430Z •	S4-63-2430C •	S4-63-2430V •	S4-63-2430VG •	S4-63-2430E •	S4-63-2430S •
36″	914	65	30	3.5	S4-63-2436Z •	S4-63-2436C •	S4-63-2436V •	S4-63-2436VG •	S4-63-2436E •	S4-63-2436S •
42″	1067	72	33	3.6	S4-63-2442Z •	S4-63-2442C •	S4-63-2442V •	S4-63-2442VG •	S4-63-2442E •	S4-63-2442S •
48″	1219	79	36	4.5	S4-63-2448Z •	S4-63-2448C •	S4-63-2448V •	S4-63-2448VG •	S4-63-2448E •	S4-63-2448S •
60″	1524	98	45	5.6	S4-63-2460Z •	S4-63-2460C •	S4-63-2460V •	S4-63-2460VG •	S4-63-2460E •	S4-63-2460S •
72″	1829	120	55	6.8	S4-63-2472Z •	S4-63-2472C •	S4-63-2472V •	S4-63-2472VG •	S4-63-2472E •	S4-63-2472S •

Models with 74″ *(1880mm)* Height

length		weight		cu	EAGLEbrite®	chrome	VALU-MASTER®	Valu-Gard®	EAGLEgard®	stainless
in.	mm	lb.	kg	ft	model #	model #	model #	model #	model #	model #
18″ width *(457mm)*										
24″	610	51	23	1.9	S4-74-1824Z •	S4-74-1824C •	S4-74-1824V •	S4-74-1824VG •	S4-74-1824E •	S4-74-1824S •
30″	762	58	26	2.3	S4-74-1830Z •	S4-74-1830C •	S4-74-1830V •	S4-74-1830VG •	S4-74-1830E •	S4-74-1830S •
36″	914	65	30	2.7	S4-74-1836Z •	S4-74-1836C •	S4-74-1836V •	S4-74-1836VG •	S4-74-1836E •	S4-74-1836S •
42″	1067	70	32	3.1	S4-74-1842Z •	S4-74-1842C •	S4-74-1842V •	S4-74-1842VG •	S4-74-1842E •	S4-74-1842S •
48″	1219	78	36	3.6	S4-74-1848Z •	S4-74-1848C •	S4-74-1848V •	S4-74-1848VG •	S4-74-1848E •	S4-74-1848S •
60″	1524	102	46	4.3	S4-74-1860Z •	S4-74-1860C •	S4-74-1860V •	S4-74-1860VG •	S4-74-1860E •	S4-74-1860S •
72″	1829	117	53	5.1	S4-74-1872Z •	S4-74-1872C •	S4-74-1872V •	S4-74-1872VG •	S4-74-1872E •	S4-74-1872S •
21″ width *(533mm)*										
24″	610	57	26	2.2	S4-74-2124Z •	S4-74-2124C •	S4-74-2124V •	S4-74-2124VG •	S4-74-2124E •	S4-74-2124S
30″	762	64	29	2.7	S4-74-2130Z •	S4-74-2130C •	S4-74-2130V •	S4-74-2130VG •	S4-74-2130E •	S4-74-2130S
36″	914	73	33	3.1	S4-74-2136Z •	S4-74-2136C •	S4-74-2136V •	S4-74-2136VG •	S4-74-2136E •	S4-74-2136S •
42″	1067	81	37	3.6	S4-74-2142Z •	S4-74-2142C •	S4-74-2142V •	S4-74-2142VG •	S4-74-2142E •	S4-74-2142S
48″	1219	88	40	4.1	S4-74-2148Z •	S4-74-2148C •	S4-74-2148V •	S4-74-2148VG •	S4-74-2148E •	S4-74-2148S •
60″	1524	109	50	5.1	S4-74-2160Z •	S4-74-2160C •	S4-74-2160V •	S4-74-2160VG •	S4-74-2160E •	S4-74-2160S •
72″	1829	122	55	7.7	S4-74-2172Z •	S4-74-2172C •	S4-74-2172V •	S4-74-2172VG •	S4-74-2172E •	S4-74-2172S
24″ width *(610mm)*										
24″	610	62	28	2.5	S4-74-2424Z •	S4-74-2424C •	S4-74-2424V •	S4-74-2424VG •	S4-74-2424E •	S4-74-2424S •
30″	762	71	32	3.0	S4-74-2430Z •	S4-74-2430C •	S4-74-2430V •	S4-74-2430VG •	S4-74-2430E •	S4-74-2430S •
36″	914	81	37	3.6	S4-74-2436Z •	S4-74-2436C •	S4-74-2436V •	S4-74-2436VG •	S4-74-2436E •	S4-74-2436S •
42″	1067	89	40	3.7	S4-74-2442Z •	S4-74-2442C •	S4-74-2442V •	S4-74-2442VG •	S4-74-2442E •	S4-74-2442S •
48″	1219	98	45	4.6	S4-74-2448Z •	S4-74-2448C •	S4-74-2448V •	S4-74-2448VG •	S4-74-2448E •	S4-74-2448S •
60″	1524	122	55	5.7	S4-74-2460Z •	S4-74-2460C •	S4-74-2460V •	S4-74-2460VG •	S4-74-2460E •	S4-74-2460S •
72″	1829	149	68	6.9	S4-74-2472Z •	S4-74-2472C •	S4-74-2472V •	S4-74-2472VG •	S4-74-2472E •	S4-74-2472S •

100 Industrial Boulevard, Clayton, DE 19938-8903 U.S.A.
Phone: 800-441-8440 or 302-653-3000. Fax: 302-653-2065
http://www.eaglegrp.com

EAGLE GROUP
Profit from the Eagle Advantage®

Four-Shelf Add-on Units (NSF)

see spec sheet **EG01.25**



EAGLEgard® finish standard with MICROGARD® protection.

See bottom of page 4 for details.

INCLUDES:

- Four shelves.
- Two posts *(same finish as shelves).*
- Two "S" hooks per shelf.
- Shipped knocked-down.

Note: 54″ *(1372mm)* shelves available see page 6.

(•) MTS *(made to stock)* / ( ) MTO *(made to order)*

patented QuadTruss® design

(Patent #5,390,803)

Patented QuadTruss® Design
makes shelves up to 25% stronger and provides a retaining ledge for increased strength and product retention.

Models with 63″ *(1600mm)* Height

	length		weight		cu	EAGLEbrite®	chrome	VALU-MASTER®	Valu-Gard®	EAGLEgard®	stainless
	in.	mm	lb.	kg	ft	model #	model #	model #	model #	model #	model #
18″ width *(457mm)*	24″	610	35	16	1.8	A4-63-1824Z •	A4-63-1824C •	A4-63-1824V •	A4-63-1824VG •	A4-63-1824E •	A4-63-1824S •
	30″	762	40	18	2.2	A4-63-1830Z •	A4-63-1830C •	A4-63-1830V •	A4-63-1830VG •	A4-63-1830E •	A4-63-1830S •
	36″	914	46	21	2.6	A4-63-1836Z •	A4-63-1836C •	A4-63-1836V •	A4-63-1836VG •	A4-63-1836E •	A4-63-1836S •
	42″	1067	50	23	3.0	A4-63-1842Z •	A4-63-1842C •	A4-63-1842V •	A4-63-1842VG •	A4-63-1842E •	A4-63-1842S •
	48″	1219	56	25	3.5	A4-63-1848Z •	A4-63-1848C •	A4-63-1848V •	A4-63-1848VG •	A4-63-1848E •	A4-63-1848S •
	60″	1524	75	34	4.2	A4-63-1860Z •	A4-63-1860C •	A4-63-1860V •	A4-63-1860VG •	A4-63-1860E •	A4-63-1860S •
	72″	1829	87	40	5.0	A4-63-1872Z •	A4-63-1872C •	A4-63-1872V •	A4-63-1872VG •	A4-63-1872E •	A4-63-1872S •
21″ width *(533mm)*	24″	610	39	18	2.1	A4-63-2124Z •	A4-63-2124C •	A4-63-2124V •	A4-63-2124VG •	A4-63-2124E •	A4-63-2124S
	30″	762	45	21	2.6	A4-63-2130Z •	A4-63-2130C •	A4-63-2130V •	A4-63-2130VG •	A4-63-2130E •	A4-63-2130S
	36″	914	52	24	3.0	A4-63-2136Z •	A4-63-2136C •	A4-63-2136V •	A4-63-2136VG •	A4-63-2136E •	A4-63-2136S •
	42″	1067	58	26	3.5	A4-63-2142Z •	A4-63-2142C •	A4-63-2142V •	A4-63-2142VG •	A4-63-2142E •	A4-63-2142S
	48″	1219	64	29	4.0	A4-63-2148Z •	A4-63-2148C •	A4-63-2148V •	A4-63-2148VG •	A4-63-2148E •	A4-63-2148S •
	60″	1524	81	37	5.0	A4-63-2160Z •	A4-63-2160C •	A4-63-2160V •	A4-63-2160VG •	A4-63-2160E •	A4-63-2160S •
	72″	1829	92	42	7.8	A4-63-2172Z •	A4-63-2172C •	A4-63-2172V •	A4-63-2172VG •	A4-63-2172E •	A4-63-2172S
24″ width *(610mm)*	24″	610	43	20	2.4	A4-63-2424Z •	A4-63-2424C •	A4-63-2424V •	A4-63-2424VG •	A4-63-2424E •	A4-63-2424S •
	30″	762	50	23	2.9	A4-63-2430Z •	A4-63-2430C •	A4-63-2430V •	A4-63-2430VG •	A4-63-2430E •	A4-63-2430S •
	36″	914	58	26	3.5	A4-63-2436Z •	A4-63-2436C •	A4-63-2436V •	A4-63-2436VG •	A4-63-2436E •	A4-63-2436S •
	42″	1067	65	30	3.6	A4-63-2442Z •	A4-63-2442C •	A4-63-2442V •	A4-63-2442VG •	A4-63-2442E •	A4-63-2442S •
	48″	1219	72	33	4.5	A4-63-2448Z •	A4-63-2448C •	A4-63-2448V •	A4-63-2448VG •	A4-63-2448E •	A4-63-2448S •
	60″	1524	91	41	5.6	A4-63-2460Z •	A4-63-2460C •	A4-63-2460V •	A4-63-2460VG •	A4-63-2460E •	A4-63-2460S •
	72″	1829	113	51	6.8	A4-63-2472Z •	A4-63-2472C •	A4-63-2472V •	A4-63-2472VG •	A4-63-2472E •	A4-63-2472S •

Models with 74″ *(1880mm)* Height

	length		weight		cu	EAGLEbrite®	chrome	VALU-MASTER®	Valu-Gard®	EAGLEgard®	stainless
	in.	mm	lb.	kg	ft	model #	model #	model #	model #	model #	model #
18″ width *(457mm)*	24″	610	43	20	1.9	A4-74-1824Z •	A4-74-1824C •	A4-74-1824V •	A4-74-1824VG •	A4-74-1824E •	A4-74-1824S •
	30″	762	50	23	2.3	A4-74-1830Z •	A4-74-1830C •	A4-74-1830V •	A4-74-1830VG •	A4-74-1830E •	A4-74-1830S •
	36″	914	57	26	2.7	A4-74-1836Z •	A4-74-1836C •	A4-74-1836V •	A4-74-1836VG •	A4-74-1836E •	A4-74-1836S •
	42″	1067	62	28	3.1	A4-74-1842Z •	A4-74-1842C •	A4-74-1842V •	A4-74-1842VG •	A4-74-1842E •	A4-74-1842S •
	48″	1219	70	32	3.6	A4-74-1848Z •	A4-74-1848C •	A4-74-1848V •	A4-74-1848VG •	A4-74-1848E •	A4-74-1848S •
	60″	1524	93	42	4.3	A4-74-1860Z •	A4-74-1860C •	A4-74-1860V •	A4-74-1860VG •	A4-74-1860E •	A4-74-1860S •
	72″	1829	108	49	5.1	A4-74-1872Z •	A4-74-1872C •	A4-74-1872V •	A4-74-1872VG •	A4-74-1872E •	A4-74-1872S •
21″ width *(533mm)*	24″	610	48	22	2.2	A4-74-2124Z •	A4-74-2124C •	A4-74-2124V •	A4-74-2124VG •	A4-74-2124E •	A4-74-2124S
	30″	762	56	26	2.7	A4-74-2130Z •	A4-74-2130C •	A4-74-2130V •	A4-74-2130VG •	A4-74-2130E •	A4-74-2130S
	36″	914	65	30	3.1	A4-74-2136Z •	A4-74-2136C •	A4-74-2136V •	A4-74-2136VG •	A4-74-2136E •	A4-74-2136S •
	42″	1067	73	33	3.6	A4-74-2142Z •	A4-74-2142C •	A4-74-2142V •	A4-74-2142VG •	A4-74-2142E •	A4-74-2142S
	48″	1219	80	36	4.1	A4-74-2148Z •	A4-74-2148C •	A4-74-2148V •	A4-74-2148VG •	A4-74-2148E •	A4-74-2148S •
	60″	1524	101	46	5.1	A4-74-2160Z •	A4-74-2160C •	A4-74-2160V •	A4-74-2160VG •	A4-74-2160E •	A4-74-2160S •
	72″	1829	113	51	7.7	A4-74-2172Z •	A4-74-2172C •	A4-74-2172V •	A4-74-2172VG •	A4-74-2172E •	A4-74-2172S
24″ width *(610mm)*	24″	610	53	24	2.5	A4-74-2424Z •	A4-74-2424C •	A4-74-2424V •	A4-74-2424VG •	A4-74-2424E •	A4-74-2424S •
	30″	762	62	28	3.0	A4-74-2430Z •	A4-74-2430C •	A4-74-2430V •	A4-74-2430VG •	A4-74-2430E •	A4-74-2430S •
	36″	914	73	33	3.6	A4-74-2436Z •	A4-74-2436C •	A4-74-2436V •	A4-74-2436VG •	A4-74-2436E •	A4-74-2436S •
	42″	1067	81	37	3.7	A4-74-2442Z •	A4-74-2442C •	A4-74-2442V •	A4-74-2442VG •	A4-74-2442E •	A4-74-2442S •
	48″	1219	90	41	4.6	A4-74-2448Z •	A4-74-2448C •	A4-74-2448V •	A4-74-2448VG •	A4-74-2448E •	A4-74-2448S •
	60″	1524	113	51	5.7	A4-74-2460Z •	A4-74-2460C •	A4-74-2460V •	A4-74-2460VG •	A4-74-2460E •	A4-74-2460S •
	72″	1829	141	64	6.9	A4-74-2472Z •	A4-74-2472C •	A4-74-2472V •	A4-74-2472VG •	A4-74-2472E •	A4-74-2472S •

Five-Shelf Starter Units (NSF)

see spec sheet **EG01.25**



EAGLEgard® finish standard with MICROGARD® protection.

See bottom of page 4 for details.

INCLUDES:

- Five wire shelves.
- Four posts *(same finish as shelves).*
- Shipped knocked-down.

Note: 54″ *(1372mm)* shelves available *see page 6.*

(•) MTS *(made to stock)* / ( ) MTO *(made to order)*

patented QuadTruss® design

(Patent #5,390,803)

Patented QuadTruss® Design
makes shelves up to 25% stronger and provides a retaining ledge for increased strength and product retention.

Models with 74″ *(1880mm)* Height

	length		weight		cu	EAGLEbrite®	chrome	VALU-MASTER®	Valu-Gard®	EAGLEgard®	stainless
	in.	mm	lb.	kg	ft	model #	model #	model #	model #	model #	model #
18″ width *(457mm)*	24″	610	51	23	1.9	S5-74-1824Z •	S5-74-1824C •	S5-74-1824V •	S5-74-1824VG •	S5-74-1824E •	S5-74-1824S
	30″	762	58	26	2.3	S5-74-1830Z •	S5-74-1830C •	S5-74-1830V •	S5-74-1830VG •	S5-74-1830E •	S5-74-1830S
	36″	914	65	30	2.7	S5-74-1836Z •	S5-74-1836C •	S5-74-1836V •	S5-74-1836VG •	S5-74-1836E •	S5-74-1836S
	42″	1067	70	32	3.1	S5-74-1842Z •	S5-74-1842C •	S5-74-1842V •	S5-74-1842VG •	S5-74-1842E •	S5-74-1842S
	48″	1219	78	36	3.6	S5-74-1848Z •	S5-74-1848C •	S5-74-1848V •	S5-74-1848VG •	S5-74-1848E •	S5-74-1848S
	60″	1524	102	46	4.3	S5-74-1860Z •	S5-74-1860C •	S5-74-1860V •	S5-74-1860VG •	S5-74-1860E •	S5-74-1860S
	72″	1829	117	53	5.1	S5-74-1872Z •	S5-74-1872C •	S5-74-1872V •	S5-74-1872VG •	S5-74-1872E •	S5-74-1872S
21″ width *(533mm)*	24″	610	57	26	2.2	S5-74-2124Z •	S5-74-2124C •	S5-74-2124V •	S5-74-2124VG •	S5-74-2124E •	S5-74-2124S
	30″	762	64	29	2.7	S5-74-2130Z •	S5-74-2130C •	S5-74-2130V •	S5-74-2130VG •	S5-74-2130E •	S5-74-2130S
	36″	914	73	33	3.1	S5-74-2136Z •	S5-74-2136C •	S5-74-2136V •	S5-74-2136VG •	S5-74-2136E •	S5-74-2136S
	42″	1067	81	37	3.6	S5-74-2142Z •	S5-74-2142C •	S5-74-2142V •	S5-74-2142VG •	S5-74-2142E •	S5-74-2142S
	48″	1219	88	40	4.1	S5-74-2148Z •	S5-74-2148C •	S5-74-2148V •	S5-74-2148VG •	S5-74-2148E •	S5-74-2148S
	60″	1524	109	50	5.1	S5-74-2160Z •	S5-74-2160C •	S5-74-2160V •	S5-74-2160VG •	S5-74-2160E •	S5-74-2160S
	72″	1829	122	55	7.7	S5-74-2172Z •	S5-74-2172C •	S5-74-2172V •	S5-74-2172VG •	S5-74-2172E •	S5-74-2172S
24″ width *(610mm)*	24″	610	62	28	2.5	S5-74-2424Z •	S5-74-2424C •	S5-74-2424V •	S5-74-2424VG •	S5-74-2424E •	S5-74-2424S
	30″	762	71	32	3.0	S5-74-2430Z •	S5-74-2430C •	S5-74-2430V •	S5-74-2430VG •	S5-74-2430E •	S5-74-2430S
	36″	914	81	37	3.6	S5-74-2436Z •	S5-74-2436C •	S5-74-2436V •	S5-74-2436VG •	S5-74-2436E •	S5-74-2436S
	42″	1067	89	40	3.7	S5-74-2442Z •	S5-74-2442C •	S5-74-2442V •	S5-74-2442VG •	S5-74-2442E •	S5-74-2442S
	48″	1219	98	45	4.6	S5-74-2448Z •	S5-74-2448C •	S5-74-2448V •	S5-74-2448VG •	S5-74-2448E •	S5-74-2448S
	60″	1524	122	55	5.7	S5-74-2460Z •	S5-74-2460C •	S5-74-2460V •	S5-74-2460VG •	S5-74-2460E •	S5-74-2460S
	72″	1829	149	68	6.9	S5-74-2472Z •	S5-74-2472C •	S5-74-2472V •	S5-74-2472VG •	S5-74-2472E •	S5-74-2472S

Models with 86″ *(2184mm)* Height

	length		weight		cu	EAGLEbrite®	chrome	VALU-MASTER®	Valu-Gard®	EAGLEgard®	stainless
	in.	mm	lb.	kg	ft	model #	model #	model #	model #	model #	model #
18″ width *(457mm)*	24″	610	55	25	3.9	S5-86-1824Z •	S5-86-1824C •	S5-86-1824V •	S5-86-1824VG •	S5-86-1824E •	S5-86-1824S
	30″	762	60	27	3.9	S5-86-1830Z •	S5-86-1830C •	S5-86-1830V •	S5-86-1830VG •	S5-86-1830E •	S5-86-1830S
	36″	914	65	30	3.9	S5-86-1836Z •	S5-86-1836C •	S5-86-1836V •	S5-86-1836VG •	S5-86-1836E •	S5-86-1836S
	42″	1067	75	34	4.9	S5-86-1842Z •	S5-86-1842C •	S5-86-1842V •	S5-86-1842VG •	S5-86-1842E •	S5-86-1842S
	48″	1219	80	36	4.9	S5-86-1848Z •	S5-86-1848C •	S5-86-1848V •	S5-86-1848VG •	S5-86-1848E •	S5-86-1848S
	60″	1524	105	48	6.4	S5-86-1860Z •	S5-86-1860C •	S5-86-1860V •	S5-86-1860VG •	S5-86-1860E •	S5-86-1860S
	72″	1829	120	54	7.4	S5-86-1872Z •	S5-86-1872C •	S5-86-1872V •	S5-86-1872VG •	S5-86-1872E •	S5-86-1872S
21″ width *(533mm)*	24″	610	60	27	3.9	S5-86-2124Z •	S5-86-2124C •	S5-86-2124V •	S5-86-2124VG •	S5-86-2124E •	S5-86-2124S
	30″	762	65	30	3.9	S5-86-2130Z •	S5-86-2130C •	S5-86-2130V •	S5-86-2130VG •	S5-86-2130E •	S5-86-2130S
	36″	914	75	34	4.4	S5-86-2136Z •	S5-86-2136C •	S5-86-2136V •	S5-86-2136VG •	S5-86-2136E •	S5-86-2136S
	42″	1067	80	36	5.9	S5-86-2142Z •	S5-86-2142C •	S5-86-2142V •	S5-86-2142VG •	S5-86-2142E •	S5-86-2142S
	48″	1219	90	41	5.9	S5-86-2148Z •	S5-86-2148C •	S5-86-2148V •	S5-86-2148VG •	S5-86-2148E •	S5-86-2148S
	60″	1524	110	50	6.9	S5-86-2160Z •	S5-86-2160C •	S5-86-2160V •	S5-86-2160VG •	S5-86-2160E •	S5-86-2160S
	72″	1829	140	64	8.4	S5-86-2172Z •	S5-86-2172C •	S5-86-2172V •	S5-86-2172VG •	S5-86-2172E •	S5-86-2172S
24″ width *(610mm)*	24″	610	65	30	4.4	S5-86-2424Z •	S5-86-2424C •	S5-86-2424V •	S5-86-2424VG •	S5-86-2424E •	S5-86-2424S
	30″	762	75	34	4.4	S5-86-2430Z •	S5-86-2430C •	S5-86-2430V •	S5-86-2430VG •	S5-86-2430E •	S5-86-2430S
	36″	914	85	39	4.4	S5-86-2436Z •	S5-86-2436C •	S5-86-2436V •	S5-86-2436VG •	S5-86-2436E •	S5-86-2436S
	42″	1067	95	43	6.4	S5-86-2442Z •	S5-86-2442C •	S5-86-2442V •	S5-86-2442VG •	S5-86-2442E •	S5-86-2442S
	48″	1219	100	45	6.4	S5-86-2448Z •	S5-86-2448C •	S5-86-2448V •	S5-86-2448VG •	S5-86-2448E •	S5-86-2448S
	60″	1524	125	57	7.9	S5-86-2460Z •	S5-86-2460C •	S5-86-2460V •	S5-86-2460VG •	S5-86-2460E •	S5-86-2460S
	72″	1829	150	68	9.4	S5-86-2472Z •	S5-86-2472C •	S5-86-2472V •	S5-86-2472VG •	S5-86-2472E •	S5-86-2472S

100 Industrial Boulevard, Clayton, DE 19938-8903 U.S.A.
Phone: 800-441-8440 or 302-653-3000. Fax: 302-653-2065
http://www.eaglegrp.com

EAGLE GROUP
Profit from the Eagle Advantage®

Five-Shelf Add-On Units (NSF)

see spec sheet **EG01.25**



INCLUDES:
- Five wire shelves.
- Two posts *(same finish as shelves).*
- Two "S" hooks per shelf.
- Shipped knocked-down.

Note: 54″ *(1372mm)* shelves available *see page 6.*

(•) MTS *(made to stock)* / ( ) MTO *(made to order)*

EAGLEgard® finish standard with MICROGARD® protection.
See bottom of page 4 for details.

patented QuadTruss® design
(Patent #5,390,803)

Patented QuadTruss® Design
makes shelves up to 25% stronger and provides a retaining ledge for increased strength and product retention.

Models with 74″ *(1880mm)* Height

	length		weight		cu	EAGLEbrite®	chrome	VALU-MASTER®	Valu-Gard®	EAGLEgard®	stainless
	in.	mm	lb.	kg	ft	model #	model #	model #	model #	model #	model #
18″ width *(457mm)*	24″	610	43	20	1.9	A5-74-1824Z •	A5-74-1824C •	A5-74-1824V •	A5-74-1824VG •	A5-74-1824E •	A5-74-1824S
	30″	762	50	23	2.3	A5-74-1830Z •	A5-74-1830C •	A5-74-1830V •	A5-74-1830VG •	A5-74-1830E •	A5-74-1830S
	36″	914	57	26	2.7	A5-74-1836Z •	A5-74-1836C •	A5-74-1836V •	A5-74-1836VG •	A5-74-1836E •	A5-74-1836S
	42″	1067	62	28	3.1	A5-74-1842Z •	A5-74-1842C •	A5-74-1842V •	A5-74-1842VG •	A5-74-1842E •	A5-74-1842S
	48″	1219	80	36	3.6	A5-74-1848Z •	A5-74-1848C •	A5-74-1848V •	A5-74-1848VG •	A5-74-1848E •	A5-74-1848S
	60″	1524	93	42	4.3	A5-74-1860Z •	A5-74-1860C •	A5-74-1860V •	A5-74-1860VG •	A5-74-1860E •	A5-74-1860S
	72″	1829	108	49	5.1	A5-74-1872Z •	A5-74-1872C •	A5-74-1872V •	A5-74-1872VG •	A5-74-1872E •	A5-74-1872S
21″ width *(533mm)*	24″	610	48	22	2.2	A5-74-2124Z •	A5-74-2124C •	A5-74-2124V •	A5-74-2124VG •	A5-74-2124E •	A5-74-2124S
	30″	762	56	26	2.7	A5-74-2130Z •	A5-74-2130C •	A5-74-2130V •	A5-74-2130VG •	A5-74-2130E •	A5-74-2130S
	36″	914	65	30	3.1	A5-74-2136Z •	A5-74-2136C •	A5-74-2136V •	A5-74-2136VG •	A5-74-2136E •	A5-74-2136S
	42″	1067	73	33	3.6	A5-74-2142Z •	A5-74-2142C •	A5-74-2142V •	A5-74-2142VG •	A5-74-2142E •	A5-74-2142S
	48″	1219	80	36	4.1	A5-74-2148Z •	A5-74-2148C •	A5-74-2148V •	A5-74-2148VG •	A5-74-2148E •	A5-74-2148S
	60″	1524	101	46	5.1	A5-74-2160Z •	A5-74-2160C •	A5-74-2160V •	A5-74-2160VG •	A5-74-2160E •	A5-74-2160S
	72″	1829	113	51	7.7	A5-74-2172Z •	A5-74-2172C •	A5-74-2172V •	A5-74-2172VG •	A5-74-2172E •	A5-74-2172S
24″ width *(610mm)*	24″	610	53	24	2.5	A5-74-2424Z •	A5-74-2424C •	A5-74-2424V •	A5-74-2424VG •	A5-74-2424E •	A5-74-2424S
	30″	762	62	28	3.0	A5-74-2430Z •	A5-74-2430C •	A5-74-2430V •	A5-74-2430VG •	A5-74-2430E •	A5-74-2430S
	36″	914	73	33	3.6	A5-74-2436Z •	A5-74-2436C •	A5-74-2436V •	A5-74-2436VG •	A5-74-2436E •	A5-74-2436S
	42″	1067	81	37	3.7	A5-74-2442Z •	A5-74-2442C •	A5-74-2442V •	A5-74-2442VG •	A5-74-2442E •	A5-74-2442S
	48″	1219	90	41	4.6	A5-74-2448Z •	A5-74-2448C •	A5-74-2448V •	A5-74-2448VG •	A5-74-2448E •	A5-74-2448S
	60″	1524	113	51	5.7	A5-74-2460Z •	A5-74-2460C •	A5-74-2460V •	A5-74-2460VG •	A5-74-2460E •	A5-74-2460S
	72″	1829	141	64	6.9	A5-74-2472Z •	A5-74-2472C •	A5-74-2472V •	A5-74-2472VG •	A5-74-2472E •	A5-74-2472S

Models with 86″ *(2184mm)* Height

	length		weight		cu	EAGLEbrite®	chrome	VALU-MASTER®	Valu-Gard®	EAGLEgard®	stainless
	in.	mm	lb.	kg	ft	model #	model #	model #	model #	model #	model #
18″ width *(457mm)*	24″	610	45	20	3.7	A5-86-1824Z •	A5-86-1824C •	A5-86-1824V •	A5-86-1824VG •	A5-86-1824E •	A5-86-1824S
	30″	762	51	23	3.7	A5-86-1830Z •	A5-86-1830C •	A5-86-1830V •	A5-86-1830VG •	A5-86-1830E •	A5-86-1830S
	36″	914	56	25	3.7	A5-86-1836Z •	A5-86-1836C •	A5-86-1836V •	A5-86-1836VG •	A5-86-1836E •	A5-86-1836S
	42″	1067	66	30	4.7	A5-86-1842Z •	A5-86-1842C •	A5-86-1842V •	A5-86-1842VG •	A5-86-1842E •	A5-86-1842S
	48″	1219	71	32	4.7	A5-86-1848Z •	A5-86-1848C •	A5-86-1848V •	A5-86-1848VG •	A5-86-1848E •	A5-86-1848S
	60″	1524	96	44	6.2	A5-86-1860Z •	A5-86-1860C •	A5-86-1860V •	A5-86-1860VG •	A5-86-1860E •	A5-86-1860S
	72″	1829	111	50	7.2	A5-86-1872Z •	A5-86-1872C •	A5-86-1872V •	A5-86-1872VG •	A5-86-1872E •	A5-86-1872S
21″ width *(533mm)*	24″	610	51	23	3.7	A5-86-2124Z •	A5-86-2124C •	A5-86-2124V •	A5-86-2124VG •	A5-86-2124E •	A5-86-2124S
	30″	762	56	25	3.7	A5-86-2130Z •	A5-86-2130C •	A5-86-2130V •	A5-86-2130VG •	A5-86-2130E •	A5-86-2130S
	36″	914	66	30	4.2	A5-86-2136Z •	A5-86-2136C •	A5-86-2136V •	A5-86-2136VG •	A5-86-2136E •	A5-86-2136S
	42″	1067	71	32	5.7	A5-86-2142Z •	A5-86-2142C •	A5-86-2142V •	A5-86-2142VG •	A5-86-2142E •	A5-86-2142S
	48″	1219	81	37	5.7	A5-86-2148Z •	A5-86-2148C •	A5-86-2148V •	A5-86-2148VG •	A5-86-2148E •	A5-86-2148S
	60″	1524	101	46	6.7	A5-86-2160Z •	A5-86-2160C •	A5-86-2160V •	A5-86-2160VG •	A5-86-2160E •	A5-86-2160S
	72″	1829	131	59	8.2	A5-86-2172Z •	A5-86-2172C •	A5-86-2172V •	A5-86-2172VG •	A5-86-2172E •	A5-86-2172S
24″ width *(610mm)*	24″	610	56	25	4.2	A5-86-2424Z •	A5-86-2424C •	A5-86-2424V •	A5-86-2424VG •	A5-86-2424E •	A5-86-2424S
	30″	762	66	30	4.2	A5-86-2430Z •	A5-86-2430C •	A5-86-2430V •	A5-86-2430VG •	A5-86-2430E •	A5-86-2430S
	36″	914	76	35	4.2	A5-86-2436Z •	A5-86-2436C •	A5-86-2436V •	A5-86-2436VG •	A5-86-2436E •	A5-86-2436S
	42″	1067	86	39	6.2	A5-86-2442Z •	A5-86-2442C •	A5-86-2442V •	A5-86-2442VG •	A5-86-2442E •	A5-86-2442S
	48″	1219	91	41	6.2	A5-86-2448Z •	A5-86-2448C •	A5-86-2448V •	A5-86-2448VG •	A5-86-2448E •	A5-86-2448S
	60″	1524	116	53	7.7	A5-86-2460Z •	A5-86-2460C •	A5-86-2460V •	A5-86-2460VG •	A5-86-2460E •	A5-86-2460S
	72″	1829	141	64	9.2	A5-86-2472Z •	A5-86-2472C •	A5-86-2472V •	A5-86-2472VG •	A5-86-2472E •	A5-86-2472S

Add-A-Shelf® (NSF)

see spec sheet **EG01.11A**





Add-A-Shelf® Collars
allows addition or removal of shelf without breaking down the entire unit

description	model #
set of four	**A208891**

- *One set of four included with each shelf.*
- *Must be used with split sleeves. To order: Model # **PLASTIC SPLIT SLEEVES** (set of four). Contact factory for pricing.*

WEIGHT CAPACITY:
- 300 lb. *(136.1 kg)*; per shelf.
  - using an evenly distributed load.

Note: Top and bottom shelves of unit must be standard shelves. Post are sold separately. See page 23.

(For shelves with EAGLEbrite® or chrome finish, see page 6; For shelves with black, red, or white epoxy finish, see page 65).

WARNING:
- Use Add-A-Shelf® shelves for intermediate shelves. Add-A-Shelf® is not recommended for mobile applications.

(•) MTS *(made to stock)* / ( ) MTO *(made to order)*

patented QuadTruss® design
(Patent #5,390,803)

Patented QuadTruss® Design
makes shelves up to 25% stronger and provides a retaining ledge for increased strength and product retention.

Add-A-Shelf® Adjustable Shelves - Patent # 5,884,567

	length		weight		cu	EAGLEbrite®	chrome	black	red	white
	in.	mm	lb.	kg	ft	model #	model #	model #	model #	model #
14″ width *(356mm)*	36″	914	8	3.6	0.5	**A1436Z**	**A1436C •**	**A1436BL •**	**A1436R**	**A1436W**
	48″	1219	10	4.5	0.7	**A1448Z**	**A1448C •**	**A1448BL**	**A1448R**	**A1448W**
18″ width *(457mm)*	36″	914	9	4.1	0.7	**A1836Z**	**A1836C •**	**A1836BL**	**A1836R**	**A1836W**
	48″	1219	12	5.5	0.9	**A1848Z**	**A1848C •**	**A1848BL**	**A1848R**	**A1848W**
	60″	1524	15	6.8	1.0	**A1860Z**	**A1860C**	**A1860BL**	**A1860R**	**A1860W**
21″ width *(533mm)*	36″	914	11	5.0	0.8	**A2136Z**	**A2136C**	**A2136BL**	**A2136R**	**A2136W**
	48″	1219	14	6.4	1.1	**A2148Z**	**A2148C**	**A2148BL**	**A2148R**	**A2148W**
	60″	1524	17	7.7	1.3	**A2160Z**	**A2160C**	**A2160BL**	**A2160R**	**A2160W**
24″ width *(610mm)*	36″	914	13	5.9	0.8	**A2436Z**	**A2436C •**	**A2436BL**	**A2436R**	**A2436W**
	48″	1219	16	7.3	1.2	**A2448Z**	**A2448C •**	**A2448BL**	**A2448R**	**A2448W**
	60″	1524	21	9.5	1.5	**A2460Z**	**A2460C •**	**A2460BL**	**A2460R**	**A2460W**

PACKAGING:
- 36″ and 48″ lengths: Four per box.
- 60″ lengths: Two per box.
- Four pairs split sleeves per shelf.
- Four-pack collars per shelf.

Add-A-Shelf® Reverse Mat Shelves - Patent # 5,884,567

	length		weight		cu	EAGLEbrite®	chrome	black	red	white
	in.	mm	lb.	kg	ft	model #	model #	model #	model #	model #
14″ width *(356mm)*	36″	914	8	3.6	0.5	**D1436Z**	**D1436C**	**D1436BL**	**D1436R**	**D1436W**
	48″	1219	10	4.5	0.7	**D1448Z**	**D1448C**	**D1448BL**	**D1448R**	**D1448W**
18″ width *(457mm)*	36″	914	9	4.1	0.7	**D1836Z**	**D1836C**	**D1836BL**	**D1836R**	**D1836W**
	48″	1219	12	5.5	0.9	**D1848Z**	**D1848C**	**D1848BL**	**D1848R**	**D1848W**
21″ width *(533mm)*	36″	914	11	5.0	0.8	**D2136Z**	**D2136C**	**D2136BL**	**D2136R**	**D2136W**
	48″	1219	14	6.4	1.1	**D2148Z**	**D2148C**	**D2148BL**	**D2148R**	**D2148W**
24″ width *(610mm)*	36″	914	13	5.9	0.8	**D2436Z**	**D2436C**	**D2436BL**	**D2436R**	**D2436W**
	48″	1219	16	7.3	1.2	**D2448Z**	**D2448C**	**D2448BL**	**D2448R**	**D2448W**



HOW TO ASSEMBLE: Add-A-Shelf® Collar

Numerically calibrated grooved posts, tapered plastic split sleeves and shelf collars combine to make shelving assembly a SIMPLE 3 STEP EXERCISE:



Snap split sleeves onto post over the number of your choice.



Slide collar over split sleeves. When together, a positive lock is created without the use of tools.



Place shelf over collar to complete.


Add-A-Shelf® as a merchandise display unit

100 Industrial Boulevard, Clayton, DE 19938-8903 U.S.A.
Phone: 800-441-8440 or 302-653-3000. Fax: 302-653-2065
http://www.eaglegrp.com

EAGLE GROUP
Profit from the Eagle Advantage®

Posts for Add-A-Shelf®

see spec sheet **EG01.11A**

(•) MTS *(made to stock)* / ( ) MTO *(made to order)*



post height in.	post height mm	weight lb.	weight kg	cu ft	EAGLEbrite® model #	chrome model #	black model #	red model #	white model #
7″	178	0.8	0.4	0.1	P7-Z •	P7-C •	P7-BL •	P7-R	P7-W
14″	356	1.0	0.5	0.1	P14-Z •	P14-C •	P14-BL •	P14-R	P14-W
33″	356	1.0	0.5	0.1	P33-Z •	P33-C •	P33-BL •	P33-R	P33-W
54″	1372	3.0	1.4	0.1	P54-Z •	P54-C •	P54-BL •	P54-R	P54-W
63″	1600	3.5	1.8	0.3	P63-Z •	P63-C •	P63-BL •	P63-R	P63-W
74″	1880	4.0	1.8	0.5	P74-Z •	P74-C •	P74-BL •	P74-R	P74-W
86″	2184	5.0	2.3	0.8	P86-Z •	P86-C •	P86-BL •	P86-R	P86-W

Add-A-Shelf® Post Clamps

see spec sheet **EG01.11A**

(•) MTS *(made to stock)* / ( ) MTO *(made to order)*



stainless steel model #	black epoxy model #
ADD-A-CLAMP	ADD-A-CLAMP-BL

Add-A-Shelf® Starter Units (NSF)

see spec sheet **EG01.11B**



KIT INCLUDES:

- Two standard shelves.
- Two Add-A-Shelf® shelves.
- Four Redi-Pak® posts.
- Four bags of split sleeves.
- Two bags of Add-A-Shelf® collars.

ALL IN ONE BOX
LOWERING SHIPPING COST!

FEATURES:

- Front edge of shelf can be lowered 4″ *(102mm)* to create slanted shelf.

Note: Top and bottom shelves of unit must be standard shelves.

WARNING:

- Use Add-A-Shelf® shelves for intermediate shelves. Add-A-Shelf® is not recommended for mobile applications.

patented QuadTruss® design

(Patent #5,390,803)

Patented QuadTruss® Design
makes shelves up to 25% stronger and provides a retaining ledge for increased strength and product retention.

	length in.	length mm	Units with 63″ *(1600mm)* Posts: weight lbs.	weight kg	chrome model #	black epoxy model #	Units with 74″ *(1880mm)* Posts: weight lbs.	weight kg	chrome model #	black epoxy model #
14″ width *(356mm)*	36″	914	46	20.9	RS4-63-A1436C	RS4-63-A1436BL	48	21.8	RS4-74-A1436C	RS4-74-A1436BL
	48″	1219	54	24.5	RS4-63-A1448C	RS4-63-A1448BL	56	25.4	RS4-74-A1448C	RS4-74-A1448BL
18″ width *(457mm)*	36″	914	50	22.7	RS4-63-A1836C	RS4-63-A1836BL	52	23.6	RS4-74-A1836C	RS4-74-A1836BL
	48″	1219	62	28.1	RS4-63-A1848C	RS4-63-A1848BL	64	29.0	RS4-74-A1848C	RS4-74-A1848BL
21″ width *(533mm)*	36″	914	58	26.3	RS4-63-A2136C	RS4-63-A2136BL	60	27.2	RS4-74-A2136C	RS4-74-A2136BL
	48″	1219	70	31.8	RS4-63-A2148C	RS4-63-A2148BL	72	32.7	RS4-74-A2148C	RS4-74-A2148BL
24″ width *(610mm)*	36″	914	66	29.9	RS4-63-A2436C	RS4-63-A2436BL	68	30.8	RS4-74-A2436C	RS4-74-A2436BL
	48″	1219	78	35.4	RS4-63-A2448C	RS4-63-A2448BL	80	36.3	RS4-74-A2448C	RS4-74-A2448BL

Redi-Pak® Wire Shelving Units (NSF)

see spec sheet **EG01.26**





Packed and shipped in one box.

SAVES UP TO 50%
ON SHIPPING COSTS!

4-Shelf Units:
- Four wire shelves.
- Four two-piece posts.

5-Shelf Units:
- Five wire shelves.
- Four two-piece posts.

Can be shipped UPS.

patented QuadTruss® design

(Patent #5,390,803)

Patented QuadTruss® Design
makes shelves up to 25% stronger and provides a retaining ledge for increased strength and product retention.

4-Shelf Units, 63″ *(1600mm)* Height

	length		weight		cu	EAGLEbrite®	chrome	VALU-MASTER®	Valu-Gard®	EAGLEgard®
	in.	mm	lb.	kg	ft	model #	model #	model #	model #	model #
18″ width *(457mm)*	36″	914	52	23.6	2.8	1836Z63	1836C63	1836V63	1836VG63	1836EG63
	48″	1219	64	29.0	3.6	1848Z63	1848C63	1848V63	1848VG63	1848EG63
	60″	1524	84	38.1	4.8	1860Z63	1860C63	1860V63	1860VG63	1860EG63
24″ width *(610mm)*	36″	914	68	30.8	3.2	2436Z63	2436C63	2436V63	2436VG63	2436EG63
	48″	1219	80	36.3	4.8	2448Z63	2448C63	2448V63	2448VG63	2448EG63
	60″	1524	100	45.4	6.0	2460Z63	2460C63	2460V63	2460VG63	2460EG63

4-Shelf Units, 74″ *(1880mm)* Height

	length		weight		cu	EAGLEbrite®	chrome	VALU-MASTER®	Valu-Gard®	EAGLEgard®
	in.	mm	lb.	kg	ft	model #	model #	model #	model #	model #
18″ width *(457mm)*	36″	914	52	23.6	2.8	1836Z74	1836C74	1836V74	1836VG74	1836EG74
	48″	1219	74	33.6	3.6	1848Z74	1848C74	1848V74	1848VG74	1848EG74
	60″	1524	84	38.1	4.8	1860Z74	1860C74	1860V74	1860VG74	1860EG74
24″ width *(610mm)*	36″	914	68	30.8	3.2	2436Z74	2436C74	2436V74	2436VG74	2436EG74
	48″	1219	80	36.3	4.8	2448Z74	2448C74	2448V74	2448VG74	2448EG74
	60″	1524	100	45.4	6.0	2460Z74	2460C74	2460V74	2460VG74	2460EG74

5-Shelf Units, 63″ *(1600mm)* Height

	length		weight		cu	EAGLEbrite®	chrome	VALU-MASTER®	Valu-Gard®	EAGLEgard®
	in.	mm	lb.	kg	ft	model #	model #	model #	model #	model #
18″ width *(457mm)*	36″	914	61	27.7	3.5	1836Z63-5	1836C63-5	1836V63-5	1836VG63-5	1836EG63-5
	48″	1219	76	34.5	4.5	1848Z63-5	1848C63-5	1848V63-5	1848VG63-5	1848EG63-5
	60″	1524	101	45.8	6.0	1860Z63-5	1860C63-5	1860V63-5	1860VG63-5	1860EG63-5
24″ width *(610mm)*	36″	914	81	36.7	4.0	2436Z63-5	2436C63-5	2436V63-5	2436VG63-5	2436EG63-5
	48″	1219	96	43.6	6.0	2448Z63-5	2448C63-5	2448V63-5	2448VG63-5	2448EG63-5
	60″	1524	121	54.9	7.5	2460Z63-5	2460C63-5	2460V63-5	2460VG63-5	2460EG63-5

5-Shelf Units, 74″ *(1880mm)* Height

	length		weight		cu	EAGLEbrite®	chrome	VALU-MASTER®	Valu-Gard®	EAGLEgard®
	in.	mm	lb.	kg	ft	model #	model #	model #	model #	model #
18″ width *(457mm)*	36″	914	61	27.7	3.5	1836Z74-5	1836C74-5	1836V74-5	1836VG74-5	1836EG74-5
	48″	1219	76	34.5	4.5	1848Z74-5	1848C74-5	1848V74-5	1848VG74-5	1848EG74-5
	60″	1524	101	45.8	6.0	1860Z74-5	1860C74-5	1860V74-5	1860VG74-5	1860EG74-5
24″ width *(610mm)*	36″	914	81	36.7	4.0	2436Z74-5	2436C74-5	2436V74-5	2436VG74-5	2436EG74-5
	48″	1219	96	43.6	6.0	2448Z74-5	2448C74-5	2448V74-5	2448VG74-5	2448EG74-5
	60″	1524	121	54.9	7.5	2460Z74-5	2460C74-5	2460V74-5	2460VG74-5	2460EG74-5

100 Industrial Boulevard, Clayton, DE 19938-8903 U.S.A.
Phone: 800-441-8440 or 302-653-3000. Fax: 302-653-2065
http://www.eaglegrp.com

EAGLE GROUP
Profit from the Eagle Advantage®

Redi-Pak® Utility Carts

see spec sheet **EG01.10**





Packed and shipped in one box.

SAVES UP TO 50% ON SHIPPING COSTS!

WEIGHT CAPACITY:
- Medium-duty 500 lb. *(227 kg)*.

INCLUDES:
- 36½″ *(927mm)* height.
- One handle.
- Two posts.
- Four resilient 4″ *(102mm)* casters with donut bumpers.
- Either two or three chrome shelves with built-in 1″ *(25mm)* ledge on three sides.

Can be shipped UPS.

(•) MTS *(made to stock)* / ( ) MTO *(made to order)*

Easy handling and inventory tracking!

width	length in.	length mm	cubic feet	2-Shelf Unit weight lb.	2-Shelf Unit weight kg	2-Shelf Unit model #	3-Shelf Unit weight lbs.	3-Shelf Unit weight kg	3-Shelf Unit model #
18″ *(457mm)*	36″	914	3.0	38	17.2	**U2-1836C-RP**	45	20.4	**U3-1836C-RP**

patented QuadTruss® design

(Patent #5,390,803)

Reverse Mat Shelves

see spec sheet **EG01.03E**

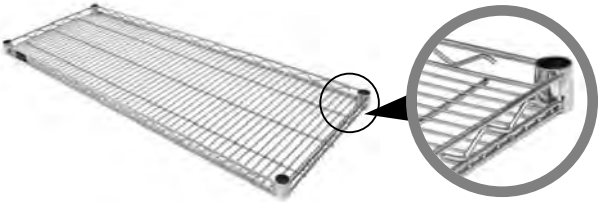

Shelves have built-in ledges which prevent contents from falling off!

WEIGHT CAPACITY:
- 250 lb. *(113 kg)*; per shelf.

(•) MTS *(made to stock)* / ( ) MTO *(made to order)*

patented QuadTruss® design

(Patent #5,390,803)

Patented QuadTruss® Design makes shelves up to 25% stronger and provides a retaining ledge for increased strength and product retention.

	length in.	length mm	weight lb.	weight kg	cu ft	EAGLEbrite® model #	chrome model #	black model #	red model #	white model #
14″ width *(356mm)*	36″	914	7	3.2	0.5	**RM1436Z**	**RM1436C**	**RM1436BL**	**RM1436R**	**RM1436W**
	48″	1219	10	4.5	0.7	**RM1448Z**	**RM1448C**	**RM1448BL** •	**RM1448R**	**RM1448W**
18″ width *(457mm)*	36″	914	9	4.1	0.7	**RM1836Z**	**RM1836C**	**RM1836BL**	**RM1836R**	**RM1836W**
	48″	1219	11	4.9	0.9	**RM1848Z**	**RM1848C**	**RM1848BL**	**RM1848R**	**RM1848W**
21″ width *(533mm)*	36″	914	11	4.9	0.8	**RM2136Z**	**RM2136C**	**RM2136BL**	**RM2136R**	**RM2136W**
	48″	1219	13	5.9	1.1	**RM2148Z**	**RM2148C**	**RM2148BL**	**RM2148R**	**RM2148W**
24″ width *(610mm)*	24″	610	9	4.1	0.8	**RM2424Z**	**RM2424C**	**RM2424BL**	**RM2424R**	**RM2424W**
	36″	914	12	5.4	0.8	**RM2436Z**	**RM2436C**	**RM2436BL**	**RM2436R**	**RM2436W**
	48″	1219	15	6.8	1.2	**RM2448Z**	**RM2448C**	**RM2448BL**	**RM2448R**	**RM2448W**

Label Holders for Reverse Mat Shelves

see spec sheet **EG01.03E**



length in.	length mm	fits shelf size in.	fits shelf size mm	model #
3¼″	83	all		**A225494**
13″	330	18″	457	**A225512**
19″	483	24″	610	**A225513**
25″	635	30″	762	**A225514**
31″	787	36″	914	**A225515**
43″	1092	48″	1219	**A225516**
45″	1143	48″	1219	**A225517**
55″	1397	60″	1524	**A225518**
67″	1702	72″	1829	**A225519**

FEATURES:
- Clear plastic.
- Snaps onto shelf edge.
- Provides easy identification of shelf contents or section.
- Holds 1¼″ *(32mm)* high labels.

(•) MTS *(made to stock)* / ( ) MTO *(made to order)*

Double-Mat Wire Shelves (NSF)

see spec sheet EG01.49

FEATURES:

- Heavy duty open wire shelf design: mat wires are spaced only 7/16″ *(11mm)* apart.

(•) MTS *(made to stock)* / ( ) MTO *(made to order)*



double-mat wire shelves assembled with 33″ (838mm) posts (posts sold separately – see page 13)

Accommodates round-bottomed soda bottles and small-legged appliances.

patented QuadTruss® design

(Patent #5,390,803)

Patented QuadTruss® Design
makes shelves up to 25% stronger and provides a retaining ledge for increased strength and product retention.

	length		weight		EAGLEbrite® zinc	VALU-MASTER®	Valu-Gard®
	in.	mm	lb.	kg	model #	model #	model #
18″ width *(457mm)*	36″	914	14	6.4	**DWS1836Z**	**DWS1836V**	**DWS1836VG**
	48″	1219	18	8.2	**DWS1848Z**	**DWS1848V**	**DWS1848VG**
	60″	1524	22	10.0	**DWS1860Z**	**DWS1860V**	**DWS1860VG**
24″ width *(610mm)*	36″	914	17	7.7	**DWS2436Z**	**DWS2436V**	**DWS2436VG**
	48″	1219	22	10.0	**DWS2448Z**	**DWS2448V**	**DWS2448VG**
	60″	1524	27	12.2	**DWS2460Z**	**DWS2460V**	**DWS2460VG**

Double-Mat Wire Shelf Starter Units (NSF)

see spec sheet EG01.49

FEATURES:

- Heavy duty open wire shelf design: mat wires are spaced only 7/16″ *(11mm)* apart.
- Four double-mat wire shelves.
- Four 63″ or 74″ *(1600 or 1880mm)* high posts *(same finish as shelves).*



Accommodates round-bottomed soda bottles and small-legged appliances.

patented QuadTruss® design

(Patent #5,390,803)

Patented QuadTruss® Design
makes shelves up to 25% stronger and provides a retaining ledge for increased strength and product retention.

Models with 63″ *(1600mm)* Height

	length		weight		EAGLEbrite® zinc	VALU-MASTER®	Valu-Gard®
	in.	mm	lb.	kg	model #	model #	model #
18″ width *(457mm)*	36″	914	70	31.8	**DWS4-63-1836Z**	**DWS4-63-1836V**	**DWS4-63-1836VG**
	48″	1219	86	39.0	**DWS4-63-1848Z**	**DWS4-63-1848V**	**DWS4-63-1848VG**
	60″	1524	102	46.3	**DWS4-63-1860Z**	**DWS4-63-1860V**	**DWS4-63-1860VG**
24″ width *(610mm)*	36″	914	82	37.2	**DWS4-63-2436Z**	**DWS4-63-2436V**	**DWS4-63-2436VG**
	48″	1219	102	46.3	**DWS4-63-2448Z**	**DWS4-63-2448V**	**DWS4-63-2448VG**
	60″	1524	122	55.3	**DWS4-63-2460Z**	**DWS4-63-2460V**	**DWS4-63-2460VG**

Models with 74″ *(1880mm)* Height

	length		weight		EAGLEbrite® zinc	VALU-MASTER®	Valu-Gard®
	in.	mm	lb.	kg	model #	model #	model #
18″ width *(457mm)*	36″	914	72	32.7	**DWS4-74-1836Z**	**DWS4-74-1836V**	**DWS4-74-1836VG**
	48″	1219	88	39.9	**DWS4-74-1848Z**	**DWS4-74-1848V**	**DWS4-74-1848VG**
	60″	1524	104	47.2	**DWS4-74-1860Z**	**DWS4-74-1860V**	**DWS4-74-1860VG**
24″ width *(610mm)*	36″	914	84	38.1	**DWS4-74-2436Z**	**DWS4-74-2436V**	**DWS4-74-2436VG**
	48″	1219	104	47.2	**DWS4-74-2448Z**	**DWS4-74-2448V**	**DWS4-74-2448VG**
	60″	1524	124	56.2	**DWS4-74-2460Z**	**DWS4-74-2460V**	**DWS4-74-2460VG**

100 Industrial Boulevard, Clayton, DE 19938-8903 U.S.A.
Phone: 800-441-8440 or 302-653-3000. Fax: 302-653-2065
http://www.eaglegrp.com

EAGLE GROUP
Profit from the Eagle Advantage®

WINE SHELVES

Convert your existing shelving unit by adding cradle wine shelves onto standard posts.

Cradle Wine Shelves (NSF)

see spec sheet **EG01.20**

(•) MTS *(made to stock)* / ( ) MTO *(made to order)*



(posts sold separately — see page 13)

Each bottle is "cradled" by heavy gauge wire to avoid movement.

	length		weight		cu	capacity	chrome	black epoxy
	in.	mm	lb.	kg	ft	(750ml bottles)	model #	model #
14″ width	36″	914	7	3.2	1.0	9	**W1436C •**	**W1436BL**
(356mm)	48″	1219	9	4.1	1.3	12	**W1448C •**	**W1448BL**

Bulk Wine Shelf Units (NSF)

see spec sheet **EG01.24**



Largest capacity offered in the industry; bottles are stored in bulk.

FEATURES:

- Each compartment is adjustable for bottle diameter.
- Holds one dozen bottles per compartment.
- Bottles are retained with removable dividers, back panels and end panels.
- Panels are chrome plated.
- 74″ *(1880mm)* height.

Note: Not for mobile applications.

	length		weight		cu	capacity	chrome	black epoxy
	in.	mm	lb.	kg	ft	(750ml bottles)	model #	model #
14″ width	36″	914	140	63.5	5	180	**BW1436C**	**BW1436BL**
(356mm)	48″	1219	160	72.5	9	240	**BW1448C**	**BW1448BL**

Bulk Wine Shelf Units with Security Doors

	length		weight		cu	capacity	chrome	black epoxy
	in.	mm	lb.	kg	ft	(750ml bottles)	model #	model #
14″ width	36″	914	183	83.0	5	180	**BW1436C-SC**	**BW1436BL-SC**
(356mm)	48″	1219	205	93.0	9	240	**BW1448C-SC**	**BW1448BL-SC**

Wine Glass Racks

see spec sheet **EG01.03E**



length		zinc	chrome
in.	mm	model #	model #
18″	457	**WGR18-Z**	**WGR18-C**
24″	610	**WGR24-Z**	**WGR24-C**

FEATURES:

- Fits onto underside of existing wire shelves or wire overshelves.
- 18″ & 24″ *(457 & 610mm)* lengths available.
- No hardware or tools required for installation.

SHELVING CONFIGURATIONS FOR WINE STORAGE

Created with standard shelving by adding a series of rods, tabs and enclosure panels.

Enclosure Panels (NSF)

see spec sheet **EG01.03A**

• Includes four retaining clamps.

Helps secure shelf contents, enclosing the back and sides of unit.

(•) MTS *(made to stock)* / ( ) MTO *(made to order)*

Note: These do not work with corner castings of solid shelves. Recommended for use with wire shelves only.



shelf	panel width in.	panel width mm	post height in.	post height mm	weight lb.	weight kg	cubic feet	chrome model #	stainless model #
18″ width (457mm)	14″	356	54″	1372	6	2.7	1.5	E1854-C	E1854-S
	14″	356	63″	1600	7	3.2	1.8	E1863-C •	E1863-S
	14″	356	74″	1880	8	3.6	2.0	E1874-C •	E1874-S
	14″	356	86″	2184	9	4.1	2.3	E1886-C	E1886-S
24″ width (610mm)	20″	508	54″	1372	9	4.1	2.1	E2454-C	E2454-S
	20″	508	63″	1600	10	4.5	2.3	E2463-C •	E2463-S
	20″	508	74″	1880	11	5.0	2.6	E2474-C •	E2474-S
	20″	508	86″	2184	12	5.4	2.8	E2486-C	E2486-S

CONSULT THESE TABLES FOR NUMBER OF PANELS REQUIRED:

Panels sold individually. Consult charts below for number of panels needed.

For the Back of Unit

shelf length in.	shelf length mm	54″ (1372mm) post ht. —panel(s) required	63″ (1600mm) post ht. —panel(s) required	74″ (1880mm) post ht. —panel(s) required	86″ (2184mm) post ht. —panel(s) required
30″	762	(1) **E2454**	(1) **E2463**	(1) **E2474**	(1) **E2486**
36″	914	(2) **E1854**	(2) **E1863**	(2) **E1874**	(2) **E1886**
42″	1067	(1) **E1854**	(1) **E1863**	(1) **E1874**	(1) **E1886**
		(1) **E2454**	(1) **E2463**	(1) **E2474**	(1) **E2486**
48″	1092	(2) **E2454**	(2) **E2463**	(2) **E2474**	(2) **E2486**
54″	1372	(2) **E1854**	(2) **E1863**	(2) **E1874**	(2) **E1886**
		(1) **E2454**	(1) **E2463**	(1) **E2474**	(1) **E2486**
60″	1524	(2) **E2454**	(2) **E2463**	(2) **E2474**	(2) **E2486**
		(1) **E1854**	(1) **E1863**	(1) **E1874**	(1) **E1886**
72″	1829	(3) **E2454**	(3) **E2463**	(3) **E2474**	(3) **E2486**

For Each End

shelf width in.	shelf width mm	54″ (1372mm) post ht. —panel(s) required	63″ (1600mm) post ht. —panel(s) required	74″ (1880mm) post ht. —panel(s) required	86″ (2184mm) post ht. —panel(s) required
18″	457	(1) **E1854**	(1) **E1863**	(1) **E1874**	(1) **E1886**
21″	533	(1) **E1854**	(1) **E1863**	(1) **E1874**	(1) **E1886**
24″	610	(1) **E2454**	(1) **E2463**	(1) **E2474**	(1) **E2486**
30″	762	(1) **E2454**	(1) **E2463**	(1) **E2474**	(1) **E2486**
36″	914	(2) **E1854**	(2) **E1863**	(2) **E1874**	(1) **E1886**

Clips for Solid Shelves (ONLY)

spec sheet **EG01.03A**

Sold individually.



model #
A204318

Rods and Tabs

see spec sheet **EG01.03D**



chrome model #	stainless steel model #
R54-C	**R54-S**
R63-C •	**R63-S**
R74-C •	**R74-S**
R86-C •	**R86-S**

FEATURES:

- Used to enclose backs or sides of shelving units to prevent contents from falling.
- Also used to partition shelving units by positioning rods interior to shelves.
- Model number indicates height.
- Each rod comes with four tabs.

(•) MTS *(made to stock)* / ( ) MTO *(made to order)*

100 Industrial Boulevard, Clayton, DE 19938-8903 U.S.A.
Phone: 800-441-8440 or 302-653-3000. Fax: 302-653-2065
http://www.eaglegrp.com

EAGLE GROUP
Profit from the Eagle Advantage®

Wire Can Rack and Wire Can Rack Systems

see spec sheets **EG01.03E** **EG01.15**

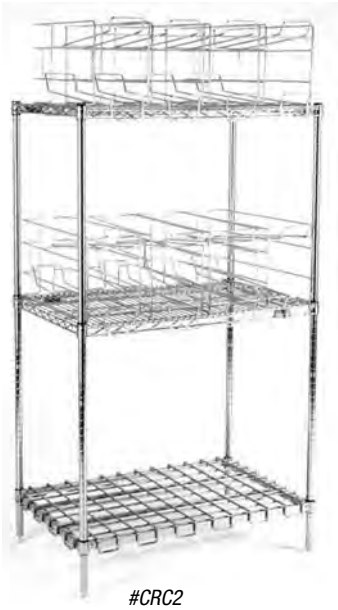

#CRC2



wire can rack

CAN RACK:

- Fits on 24″ *(610mm)* wide shelves.
- Rack is front loading.
- Front dispensing.
- Gravity fed.
- Made of chrome-plated mild steel and heavy gauge wire.
- Each rack holds eight #10 cans or twelve #5 cans.

RACK SYSTEMS:

- 24″ x 36″ *(610 x 914mm)* wire shelves.
- Four 1″ *(125mm)*-diameter posts.
- Standard can rack.

(•) MTS *(made to stock)* / ( ) MTO *(made to order)*

description	weight lb.	weight kg	cu ft	capacity (#10 cans)	model #
individual wire can rack	7	3.2	1.8	8	**CRC •**
2-tier plus bottom dunnage, four 63″ posts	120	54.4	19.3	124	**CRC2 ***
3-tier unit, 24″ x 36″ shelves, four 63″ posts	137	62.1	25.2	96	**CRC3**
4-tier unit, 24″ x 36″ shelves, four 74″ posts	178	80.7	33.2	128	**CRC4**

* System holds 64 racked cans plus 10 boxes of 6 cans each on the dunnage shelf.

Plate Display Shelving

see spec sheet **EG01.37**



four plate display shelves and posts shown assembled

Wire shelves allow for smaller items to be displayed also, while open-wire construction helps prevent dust build-up!

FEATURES:

- Black epoxy finish.
- Reverse mat wire shelf features built-in ledges.
- Bottom of plates rest behind built-in ledges, and top of plates rest on truss rails that run end-to-end.

Note: Shelves and posts sold separately.

(•) MTS *(made to stock)* / ( ) MTO *(made to order)*

Reverse Mat Shelf for Plate Display Shelving

- Includes one pair of end-to-end truss rails, and one pair of front-to-back truss assemblies.

width	length in.	length mm	weight lbs.	weight kg	cu ft	model #
18″ *(457mm)*	72″	1829	30	13.6	2.1	**PDS1872BL**

Posts for Plate Display Shelving

height in.	height mm	weight lbs.	weight kg	cu ft	model #
33″	838	2.0	0.9	0.1	**P33-BL •**
54″	1372	3.0	1.4	0.1	**P54-BL •**
63″	1600	3.5	1.8	0.3	**P63-BL •**
74″	1880	4.0	1.8	0.5	**P74-BL •**
86″	2184	5.0	2.3	0.8	**P86-BL •**

Cantilever Shelves

see spec sheet **EG01.03E**

length in.	length mm	weight lb.	weight kg	cubic feet	chrome model #	stainless steel model #
24″	610	5	2.3	0.5	**CS1224-C**	**CS1224-S**
30″	762	5	2.3	0.8	**CS1230-C**	**CS1230-S**
36″	914	6	2.7	0.8	**CS1236-C**	**CS1236-S**
42″	1067	7	3.2	0.9	**CS1242-C**	**CS1242-S**
48″	1219	8	3.6	1.0	**CS1248-C**	**CS1248-S**
54″	1372	9	4.1	1.1	**CS1254-C**	**CS1254-S**
60″	1524	10	4.5	1.3	**CS1260-C**	**CS1260-S**

FEATURES:

- 1″ *(25mm)* wraparound ledge.
- 12″ *(305mm)* wide shelves.

NOTE: When ordering back posts, confirm with customer service, the correct post height to accommodate these shelves.



Ideal for adding extra storage above an existing shelving unit.

Packaged two per box.

A highly flexible and maneuverable transport product which can be configured in either wire or solid shelves, or a combination of both.

Medium Duty Utility Carts (NSF)

see spec sheet **EG01.10**



patented QuadTruss® design

(Patent #5,390,803)

Patented QuadTruss® Design
makes shelves up to 25% stronger and provides a retaining ledge for increased strength and product retention.

WEIGHT CAPACITY:
- 500 lb. *(227 kg)* maximum.

INCLUDES:
- Two chrome handles.
- Four resilient rubber casters.
- 18″ *(457mm)* wide carts have 4″ *(102mm)* casters.
- 21″ & 24″ *(533 & 610mm)* carts have 5″ *(127mm)* casters.

Note: See page 31 for optional stainless steel handles.

(•) MTS *(made to stock)* / ( ) MTO *(made to order)*

2-Shelf Units

	width	length in.	length mm	cu ft	weight lbs.	weight kg	EAGLEbrite® model #	chrome model #	stainless steel model #
40″ height* (1016mm)	18″ (457mm)	24″	610	2.5	32	14.5	EU2-1824Z •	EU2-1824C •	EU2-1824S
		30″	762	2.5	35	15.8	EU2-1830Z •	EU2-1830C •	EU2-1830S
		36″	914	2.5	38	17.2	EU2-1836Z •	EU2-1836C •	EU2-1836S
including casters	21″ (533mm)	36″	914	2.9	42	19.1	EU2-2136Z •	EU2-2136C •	EU2-2136S
	24″ (610mm)	36″	914	2.9	45	20.4	EU2-2436Z •	EU2-2436C •	EU2-2436S

* Stainless steel carts are 40″ *(1016mm)* height. Chrome carts 37¾″ *(959mm)* height including casters.

3-Shelf Units

	width	length in.	length mm	cu ft	weight lbs.	weight kg	EAGLEbrite® model #	chrome model #	stainless steel model #
40″ height* (1016mm)	18″ (457mm)	24″	610	2.5	37	16.7	EU3-1824Z •	EU3-1824C •	EU3-1824S
		30″	762	2.5	41	18.5	EU3-1830Z •	EU3-1830C •	EU3-1830S
		36″	914	2.5	45	20.4	EU3-1836Z •	EU3-1836C •	EU3-1836S
including casters	21″ (533mm)	36″	914	2.9	48	21.8	EU3-2136Z •	EU3-2136C •	EU3-2136S
	24″ (610mm)	36″	914	2.9	58	26.3	EU3-2436Z •	EU3-2436C •	EU3-2436S

* Stainless steel carts are 40″ *(1016mm)* height. Chrome carts 37¾″ *(959mm)* height including casters.

Utility Carts with Solid Shelf (NSF)

see spec sheet **EG01.10**



patented QuadTruss® design

(Patent #5,390,803)

Patented QuadTruss® Design
makes shelves up to 25% stronger and provides a retaining ledge for increased strength and product retention.

INCLUDES:
- Two chrome handles.
- Four casters.
- Two chrome finish open-wire shelves.
- One stainless steel solid shelf.

Note: See page 31 for optional stainless steel handles.

	width	length in.	length mm	caster diameter in.	caster diameter mm	weight lbs.	weight kg	cu ft	model #
37¾″ height (959mm)	18″ (457mm)	24″	610	4″	102	36	16.3	2.5	EU3-1824CS
		30″	762	4″	102	39	17.7	2.5	EU3-1830CS
		36″	914	4″	102	42	19.1	2.5	EU3-1836CS
including casters	21″ (533mm)	36″	914	5″	127	65	29.5	2.9	U3-2136CS
	24″ (610mm)	36″	914	5″	127	71	32.2	3.3	U3-2436CS

100 Industrial Boulevard, Clayton, DE 19938-8903 U.S.A.
Phone: 800-441-8440 or 302-653-3000. Fax: 302-653-2065
http://www.eaglegrp.com

EAGLE GROUP
Profit from the Eagle Advantage®

Heavy Duty Utility Carts (NSF)

see spec sheet EG01.10



patented QuadTruss® design

(Patent #5,390,803)

Patented QuadTruss® Design
makes shelves up to 25% stronger and provides a retaining ledge for increased strength and product retention.

WEIGHT CAPACITY:
- 800 lb. *(363 kg)* maximum.

INCLUDES:
- Two handles *(see below)*—one on each end.
- Four 5″ *(127mm)* resilient rubber swivel casters.

(•) MTS *(made to stock)* / ( ) MTO *(made to order)*

2-Shelf Units

		length		cu	weight		EAGLEbrite®	chrome	stainless steel
		in.	mm	ft	lbs.	kg	model #	model #	model #
40″ height* (1016mm) including casters	18″ width (457mm)	36″	914	2.5	38	17.2	U2-1836Z •	U2-1836C •	U2-1836S
		42″	1067	2.9	41	18.5	U2-1842Z •	U2-1842C •	U2-1842S
	21″ width (533mm)	36″	914	2.9	42	19.1	U2-2136Z •	U2-2136C •	U2-2136S
		42″	1067	3.4	44	20.0	U2-2142Z •	U2-2142C •	U2-2142S
		48″	1219	3.9	48	21.8	U2-2148Z •	U2-2148C •	U2-2148S
	24″ width (610mm)	36″	914	3.3	46	20.9	U2-2436Z •	U2-2436C •	U2-2436S
		42″	1067	3.9	50	22.7	U2-2442Z •	U2-2442C •	U2-2442S
		48″	1219	4.4	52	23.6	U2-2448Z •	U2-2448C •	U2-2448S
		60″	1524	5.5	62	28.1	U2-2460Z •	U2-2460C •	U2-2460S

* Stainless steel carts are 40″ *(1016mm)* height. Chrome carts 37¾″ *(959mm)* height including casters.

3-Shelf Units

		length		cu	weight		EAGLEbrite®	chrome	stainless steel
		in.	mm	ft	lbs.	kg	model #	model #	model #
40″ height* (1016mm) including casters	18″ width (457mm)	36″	914	2.5	48	21.8	U3-1836Z •	U3-1836C •	U3-1836S
		42″	1067	2.9	52	23.6	U3-1842Z •	U3-1842C •	U3-1842S
	21″ width (533mm)	36″	914	2.9	53	24.0	U3-2136Z •	U3-2136C •	U3-2136S
		42″	1067	3.4	56	25.4	U3-2142Z •	U3-2142C •	U3-2142S
		48″	1219	3.9	62	28.1	U3-2148Z •	U3-2148C •	U3-2148S
	24″ width (610mm)	36″	914	3.3	59	26.8	U3-2436Z •	U3-2436C •	U3-2436S
		42″	1067	3.9	65	29.5	U3-2442Z •	U3-2442C •	U3-2442S
		48″	1219	4.4	68	30.8	U3-2448Z •	U3-2448C •	U3-2448S
		60″	1524	5.5	83	37.6	U3-2460Z •	U3-2460C •	U3-2460S

* Stainless steel carts are 40″ *(1016mm)* height. Chrome carts 37¾″ *(959mm)* height including casters.

Handles for Utility Carts (NSF)

see spec sheet EG01.03B

(•) MTS *(made to stock)* / ( ) MTO *(made to order)*



width		weight		cubic	chrome*	stainless steel**
in.	mm	lbs.	kg	feet	model #	model #
18″	457	4.0	1.8	0.9	UH18-C •	UH18-S
21″	533	4.2	1.9	0.9	UH21-C •	UH21-S
24″	610	4.5	2.1	0.9	UH24-C •	UH24-S

*31½″ *(800mm)* height without casters
**33⅜″ *(848mm)* height without casters

Wire Basket Utility Carts (NSF)

see spec sheet **EG01.35**

FEATURES:

- Four 4″ *(102mm)* swivel stem casters with bumpers and two push handles.
- 40″ *(1016mm)* overall cart height.



description	weight lbs.	weight kg	model #
1 chrome basket shelf, 1 chrome standard shelf	31	14.1	**WBC1836C-1B1W**
2 chrome basket shelves	32	14.5	**WBC1836C-2B**

Replacement Wire Basket Shelf — 400-lb. (181.4 kg) weight capacity.

width x length in.	width x length mm	weight lbs.	weight kg	chrome model #
18″ x 36″	457 x 914	10	4.5	**WBS1836C**



Black Polymer Utility Cart (NSF)

see spec sheet **EG01.06**

WEIGHT CAPACITY:

- 200 lb. *(90.7 kg)*.

FEATURES:

- Four 4″ *(102mm)* diameter swivel casters, two with brake.
- Stylish brushed aluminum uprights.



Utilizes three heavy duty black polymer shelves and utility handles!

height	width	length in.	length mm	weight lbs.	weight kg	model #
37¾″ *(959mm)* *including casters*	**18⅝″** *(473mm)*	33⅝″	854	30	13.6	**EU3-2030-P**

Stainless Utility Carts (NSF)

see spec sheet **EG01.42**

FEATURES:

- Type 430 stainless steel construction.
- Three stainless steel hemmed shelves welded to angle legs.
- Galvanized bottom channel frame featuring four 4″ *(102mm)* swivel plate casters with poly tread, two with brake.
- 1″-diameter handle on one end.
- 500-lb. weight capacity.

Shelves are hemmed for further strength and stability!



#UC-311



#UUC-322

overall width x length x height in.	overall width x length x height mm	shelf width x length (inner dimensions) in.	shelf width x length (inner dimensions) mm	shelf clearance in.	shelf clearance mm	weight lbs.	weight kg	with * standard upturns model #	with upturn on all sides of all shelves model #
16¾″ x 29⅝″ x 32″	426 x 753 x 813	16½″ x 25⅝″	419 x 643	12½″	318	95	43.1	**UC-311**	**UUC-311**
19″ x 33″ x 32″	483 x 838 x 813	18¾″ x 28 11/16″	476 x 729	12½″	318	95	43.1	**UC-322**	**UUC-322**

* Upturn on sides and rear of top and center shelves.

100 Industrial Boulevard, Clayton, DE 19938-8903 U.S.A.
Phone: 800-441-8440 or 302-653-3000. Fax: 302-653-2065
http://www.eaglegrp.com

EAGLE GROUP
Profit from the Eagle Advantage®

Stem Caster Carts (NSF)

see spec sheet EG01.07

(•) MTS *(made to stock)* / ( ) MTO *(made to order)*



INCLUDES:

- Four 63″ *(1600mm)* posts.
- Four shelves.
- Plastic split sleeves.
- Donut bumpers.
- Indicated 5″ x 1¼″ *(127 x 32mm)* casters.
- 68″ *(1727mm)* overall height.
- Fast assembly without the use of tools.
- Shipped knocked-down.

patented QuadTruss® design

(Patent #5,390,803)

Patented QuadTruss® Design

makes shelves up to 25% stronger and provides a retaining ledge for increased strength and product retention.

		weight lbs.	weight kg	cu ft	caster type	wheel tread	EAGLEbrite® chrome model #	model #
18″ width *(457mm)*	36″ length *(914mm)*	58	26.3	2.6	swivel	resilient	CC1836Z-S •	CC1836C-S •
					swivel	poly	CC1836Z-SP •	CC1836C-SP •
					swivel/brake	resilient	CC1836Z-SB •	CC1836C-SB •
					swivel/brake	poly	CC1836Z-SBP •	CC1836C-SBP •
					swivel/rigid	resilient	CC1836Z-SR •	CC1836C-SR •
					swivel/rigid	poly	CC1836Z-SRP •	CC1836C-SRP •
	48″ length *(1219mm)*	70	31.7	3.5	swivel	resilient	CC1848Z-S •	CC1848C-S •
					swivel	poly	CC1848Z-SP •	CC1848C-SP •
					swivel/brake	resilient	CC1848Z-SB •	CC1848C-SB •
					swivel/brake	poly	CC1848Z-SBP •	CC1848C-SBP •
					swivel/rigid	resilient	CC1848Z-SR •	CC1848C-SR •
					swivel/rigid	poly	CC1848Z-SRP •	CC1848C-SRP •
	60″ length *(1524mm)*	86	39.0	4.4	swivel	resilient	CC1860Z-S •	CC1860C-S •
					swivel	poly	CC1860Z-SP •	CC1860C-SP •
					swivel/brake	resilient	CC1860Z-SB •	CC1860C-SB •
					swivel/brake	poly	CC1860Z-SBP •	CC1860C-SBP •
					swivel/rigid	resilient	CC1860Z-SR •	CC1860C-SR •
					swivel/rigid	poly	CC1860Z-SRP •	CC1860C-SRP •
21″ width *(533mm)*	36″ length *(914mm)*	67	30.4	3.0	swivel	resilient	CC2136Z-S •	CC2136C-S •
					swivel	poly	CC2136Z-SP •	CC2136C-SP •
					swivel/brake	resilient	CC2136Z-SB •	CC2136C-SB •
					swivel/brake	poly	CC2136Z-SBP •	CC2136C-SBP •
					swivel/rigid	resilient	CC2136Z-SR •	CC2136C-SR •
					swivel/rigid	poly	CC2136Z-SRP •	CC2136C-SRP •
	48″ length *(1219mm)*	79	35.8	4.0	swivel	resilient	CC2148Z-S •	CC2148C-S •
					swivel	poly	CC2148Z-SP •	CC2148C-SP •
					swivel/brake	resilient	CC2148Z-SB •	CC2148C-SB •
					swivel/brake	poly	CC2148Z-SBP •	CC2148C-SBP •
					swivel/rigid	resilient	CC2148Z-SR •	CC2148C-SR •
					swivel/rigid	poly	CC2148Z-SRP •	CC2148C-SRP •
	60″ length *(1524mm)*	96	43.5	5.0	swivel	resilient	CC2160Z-S •	CC2160C-S •
					swivel	poly	CC2160Z-SP •	CC2160C-SP •
					swivel/brake	resilient	CC2160Z-SB •	CC2160C-SB •
					swivel/brake	poly	CC2160Z-SBP •	CC2160C-SBP •
					swivel/rigid	resilient	CC2160Z-SR •	CC2160C-SR •
					swivel/rigid	poly	CC2160Z-SRP •	CC2160C-SRP •
24″ width *(610mm)*	36″ length *(914mm)*	74	33.5	3.5	swivel	resilient	CC2436Z-S •	CC2436C-S •
					swivel	poly	CC2436Z-SP •	CC2436C-SP •
					swivel/brake	resilient	CC2436Z-SB •	CC2436C-SB •
					swivel/brake	poly	CC2436Z-SBP •	CC2436C-SBP •
					swivel/rigid	resilient	CC2436Z-SR •	CC2436C-SR •
					swivel/rigid	poly	CC2436Z-SRP •	CC2436C-SRP •
	48″ length *(1219mm)*	90	40.8	4.5	swivel	resilient	CC2448Z-S •	CC2448C-S •
					swivel	poly	CC2448Z-SP •	CC2448C-SP •
					swivel/brake	resilient	CC2448Z-SB •	CC2448C-SB •
					swivel/brake	poly	CC2448Z-SBP •	CC2448C-SBP •
					swivel/rigid	resilient	CC2448Z-SR •	CC2448C-SR •
					swivel/rigid	poly	CC2448Z-SRP •	CC2448C-SRP •
	60″ length *(1524mm)*	110	49.9	5.6	swivel	resilient	CC2460Z-S •	CC2460C-S •
					swivel	poly	CC2460Z-SP •	CC2460C-SP •
					swivel/brake	resilient	CC2460Z-SB •	CC2460C-SB •
					swivel/brake	poly	CC2460Z-SBP •	CC2460C-SBP •
					swivel/rigid	resilient	CC2460Z-SR •	CC2460C-SR •
					swivel/rigid	poly	CC2460Z-SRP •	CC2460C-SRP •

Cart Covers

see spec sheet **EG01.09**

Meets J.C.A.H. standards for transporting clean linen!



cart cover enveloping entire cart/truck



cart cover with panel folded back for easy shelf accessibility

Light weight, easy to handle!

FEATURES:

- Top corners are reinforced.
- Choice of white coated, white uncoated, or transparent vinyl.
- Coated cart covers available in powder blue (suffix "**PB**") and light green (suffix "**LG**"). Example: CVC-63-1836**PB**. Other colors available—consult factory.
- 10˝ x 12˝ *(254 x 305mm)* paperwork pouch at right side, when facing front of cart cover.
- Covers are nonreturnable.

Note: Cart covers to fit Security Units *(pages 44-45)* available. To order cart cover for Stationary or Mobile Security Unit, add suffix "**-S**" to end of model number (ex: CV-63-2436-**S**) and add 20% to list price.

Double-Flap option available for upcharge. To order, add suffix "**-DF**" to model number (ex: CV-63-2436-**DF**).

To order cart cover for Dolly Truck Security Unit, add suffix "**-D**" to end of model number (ex: CV-63-2436-**D**) and add 20% to list price.

	length		post height		weight		cu	White Coated Nylon*		White Uncoated Polyester		Transparent**
	in.	mm	in.	mm	lbs.	kg	ft	zipper model #	velcro model #	zipper model #	velcro model #	zipper model #
18˝ width *(457mm)*	36˝	914	54˝	1372	10	4.5	1	CZC-54-1836	CVC-54-1836	CZ-54-1836	CV-54-1836	CZ-54-1836-T
			63˝	1600				CZC-63-1836	CVC-63-1836	CZ-63-1836	CV-63-1836	CZ-63-1836-T
	48˝	1219	54˝	1372	10	4.5	1	CZC-54-1848	CVC-54-1848	CZ-54-1848	CV-54-1848	CZ-54-1848-T
			63˝	1600				CZC-63-1848	CVC-63-1848	CZ-63-1848	CV-63-1848	CZ-63-1848-T
	60˝	1524	54˝	1372	11	5.0	1	CZC-54-1860	CVC-54-1860	CZ-54-1860	CV-54-1860	CZ-54-1860-T
			63˝	1600				CZC-63-1860	CVC-63-1860	CZ-63-1860	CV-63-1860	CZ-63-1860-T
21˝ width *(533mm)*			54˝	1372				CZC-54-2148	CVC-54-2148	CZ-54-2148	CV-54-2148	CZ-54-2148-T
	48˝	1219	63˝	1600	10	4.5	1	CZC-63-2148	CVC-63-2148	CZ-63-2148	CV-63-2148	CZ-63-2148-T
			74˝	1880				CZC-74-2148	CVC-74-2148	CZ-74-2148	CV-74-2148	CZ-74-2148-T
			54˝	1372				CZC-54-2160	CVC-54-2160	CZ-54-2160	CV-54-2160	CZ-54-2160-T
	60˝	1524	63˝	1600	11	5.0	1	CZC-63-2160	CVC-63-2160	CZ-63-2160	CV-63-2160	CZ-63-2160-T
			74˝	1880				CZC-74-2160	CVC-74-2160	CZ-74-2160	CV-74-2160	CZ-74-2160-T
24˝ width *(610mm)*	24˝	610	54˝	1372	10	4.5	1	CZC-54-2424	CVC-54-2424	CZ-54-2424	CV-54-2424	CZ-54-2424-T
			63˝	1600				CZC-63-2424	CVC-63-2424	CZ-63-2424	CV-63-2424	CZ-63-2424-T
			54˝	1372				CZC-54-2436	CVC-54-2436	CZ-54-2436	CV-54-2436	CZ-54-2436-T
	36˝	914	63˝	1600	10	4.5	1	CZC-63-2436	CVC-63-2436	CZ-63-2436	CV-63-2436	CZ-63-2436-T
			74˝	1880				CZC-74-2436	CVC-74-2436	CZ-74-2436	CV-74-2436	CZ-74-2436-T
			86˝	2184				CZC-86-2436	CVC-86-2436	CZ-86-2436	CV-86-2436	CZ-86-2436-T
			54˝	1372				CZC-54-2448	CVC-54-2448	CZ-54-2448	CV-54-2448	CZ-54-2448-T
	48˝	1219	63˝	1600	10	4.5	1	CZC-63-2448	CVC-63-2448	CZ-63-2448	CV-63-2448	CZ-63-2448-T
			74˝	1880				CZC-74-2448	CVC-74-2448	CZ-74-2448	CV-74-2448	CZ-74-2448-T
			86˝	2184				CZC-86-2448	CVC-86-2448	CZ-86-2448	CV-86-2448	CZ-86-2448-T
			54˝	1372				CZC-54-2460	CVC-54-2460	CZ-54-2460	CV-54-2460	CZ-54-2460-T
	60˝	1524	63˝	1600	11	5.0	1	CZC-63-2460	CVC-63-2460	CZ-63-2460	CV-63-2460	CZ-63-2460-T
			74˝	1880				CZC-74-2460	CVC-74-2460	CZ-74-2460	CV-74-2460	CZ-74-2460-T
			86˝	2184				CZC-86-2460	CVC-86-2460	CZ-86-2460	CV-86-2460	CZ-86-2460-T
			54˝	1372				CZC-54-2472	CVC-54-2472	CZ-54-2472	CV-54-2472	CZ-54-2472-T
	72˝	1829	63˝	1600	12	5.4	1	CZC-63-2472	CVC-63-2472	CZ-63-2472	CV-63-2472	CZ-63-2472-T
			74˝	1880				CZC-74-2472	CVC-74-2472	CZ-74-2472	CV-74-2472	CZ-74-2472-T
			86˝	2184				CZC-86-2472	CVC-86-2472	CZ-86-2472	CV-86-2472	CZ-86-2472-T

* White-Coated Nylon Covers are fire-retardant; ** Entire cover is transparent except for the seams. Transparent covers with velcro available at same price.

Helps keep equipment clean on shelf carts and shelf trucks.

100 Industrial Boulevard, Clayton, DE 19938-8903 U.S.A.
Phone: 800-441-8440 or 302-653-3000. Fax: 302-653-2065
http://www.eaglegrp.com

EAGLE GROUP
Profit from the Eagle Advantage®

Angled Shelf/ Visual Merchandising Carts (NSF)

see spec sheet EG01.44



visual merchandising cart with optional shelf dividers

Ideal for displaying POINT-OF-SALE or SPECIAL SALE ITEMS.

FEATURES:

- 68″ *(1727mm)* height.
- 3¼″ *(83mm)* upturn at front
- 1¼″ *(32mm)* downturn at rear.
- Shelves are reversible.
- Units available in 3′, 4′, and 5′ *(914, 1219 and 1524mm)* lengths.

WEIGHT CAPACITY:

- 300 lbs. *(136.1 kg)* per shelf.

INCLUDES:

- Four shelves adjust on 1″ *(25mm)* vertical increments and the 0°-30° slope of each shelf.
- Four posts.
- Four 5″ x 1¼″ *(127 x 32mm)* standard resilient swivel casters, two with brake.
- Additional caster sizes are available.
- Standard wire shelves *(page 6)* can be used.

Note: To order red or white epoxy finish, add suffix "**R**" *(red)* or "**W**" *(white)*. **Example: M1836R.** *Priced same as black epoxy.*

Additional shelves and wire dividers available as options.

All carts listed are 18″ (457mm)-wide. 24″ (610mm)-wide carts available.

(•) MTS *(made to stock)* / ( ) MTO *(made to order)*

length in.	length mm	weight lb.	weight kg	cu ft	EAGLEbrite® model #	chrome model #	black model #	VALU-MASTER® model #	Valu-Gard® model #
24″	610	52	23.6	3.6	**M1824Z-4**	**M1824C-4**	**M1824BL-4**	**M1824V-4**	**M1824VG-4**
36″	914	60	27.2	4.4	**M1836Z-4 •**	**M1836C-4**	**M1836BL-4**	**M1836V-4**	**M1836VG-4**
48″	1219	68	30.8	5.8	**M1848Z-4 •**	**M1848C-4**	**M1848BL-4**	**M1848V-4**	**M1848VG-4**
60″	1524	76	34.5	7.3	**M1860Z-4 •**	**M1860C-4**	**M1860BL-4**	**M1860V-4**	**M1860VG-4**



Additional Angled Shelves for Angled Shelf / Visual Merchandising Carts - Hanger rails included.

length in.	length mm	weight lb.	weight kg	cu ft	EAGLEbrite® model #	chrome model #	black model #	VALU-MASTER® model #	Valu-Gard® model #
24″	610	4	1.8	2.2	**M1824Z**	**M1824C**	**M1824BL**	**M1824V**	**M1824VG**
36″	914	9	4.1	2.5	**M1836Z**	**M1836C**	**M1836BL**	**M1836V**	**M1836VG**
48″	1219	12	5.5	2.8	**M1848Z**	**M1848C**	**M1848BL**	**M1848V**	**M1848VG**
60″	1524	17	7.7	3.1	**M1860Z**	**M1860C**	**M1860BL**	**M1860V**	**M1860VG**

Note: If purchased as component piece for unit assembly, two 3-sided truss frames must be ordered *(see page 36)*.



Shelf Dividers for Angled Shelf / Visual Merchandising Carts - 4½″ *(114mm)* height.

length in.	length mm	weight lb.	weight kg	cu ft	chrome model #	black model #	VALU-MASTER® model #	Valu-Gard® model #

Front-to-Back Hanger Rail for Angled Shelf / Visual Merchandising Carts

length in.	length mm	weight lb.	weight kg	cu ft	EAGLEbrite® model #	chrome model #	black model #	VALU-MASTER® model #	Valu-Gard® model #
18″	457	0.7	0.3	2.0	**WR18-Z**	**WR18-C**	**WR18-BL**	**WR18-V**	**WR18-VG**



Side-to-Side Hanger Rails for Angled Shelf / Visual Merchandising Carts

length in.	length mm	weight lb.	weight kg	cu ft	EAGLEbrite® model #	chrome model #	black model #	VALU-MASTER® model #	Valu-Gard® model #
24″	610	1.5	0.7	0.3	**LR24-Z**	**LR24-C**	**LR24-BL**	**LR24-V**	**LR24-VG**
36″	914	1.9	0.9	0.6	**LR36-Z**	**LR36-C**	**LR36-BL**	**LR36-V**	**LR36-VG**
48″	1219	2.1	1.0	0.7	**LR48-Z**	**LR48-C**	**LR48-BL**	**LR48-V**	**LR48-VG**
60″	1524	2.5	1.1	0.8	**LR60-Z**	**LR60-C**	**LR60-BL**	**LR60-V**	**LR60-VG**

...Merchandising Carts (continued) NSF

see spec sheet **EG01.44**

(•) MTS *(made to stock)* / ( ) MTO *(made to order)*



three-sided truss frame 18″ (457mm) front-to-back.



four-sided truss frame 18″ (457mm) front-to-back.

length		wt.		cu	3-Sided Truss Frames					4-Sided Truss Frames				
in.	mm	lb.	kg	ft	EAGLEbrite® model #	chrome model #	black model #	VALU-MASTER® model #	Valu-Gard® model #	EAGLEbrite® model #	chrome model #	black model #	VALU-MASTER® model #	Valu-Gard® model #
36″	914	3.5	1.6	2	3TF1836-Z	3TF1836-C	3TF1836-BL	3TF1836-V	3TF1836-VG	4TF1836-Z	4TF1836-C	4TF1836-BL	4TF1836-V	4TF1836-VG
48″	1219	4.0	1.8	3	3TF1848-Z	3TF1848-C	3TF1848-BL	3TF1848-V	3TF1848-VG	4TF1848-Z	4TF1848-C	4TF1848-BL	4TF1848-V	4TF1848-VG
60″	1524	4.5	2.0	4	3TF1860-Z	3TF1860-C	3TF1860-BL	3TF1860-V	3TF1860-VG	4TF1860-Z	4TF1860-C	4TF1860-BL	4TF1860-V	4TF1860-VG

Aisle Merchandising Carts

see product announcement **EG8129**

INCLUDES:

- Top & bottom standard wire shelves.
- Intermediate Add-A-Shelf® shelves, adjustable on 1″ *(25mm)* increments, can be sloped or flat.
- Four posts with 2⅜″ *(60mm)*-diameter decorative black swivel casters, all with brake.

48″ *(1219mm)* Height, with Four Shelves

	length		black	red	white	VALU-MASTER®	Valu-Gard®
	in.	mm	model #	model #	model #	model #	model #
14″ width *(356mm)*	22″	559	MC1422-48-4BL	MC1422-48-4R	MC1422-48-4W	MC1422-48-4V	MC1422-48-4VG
	24″	610	MC1424-48-4BL	MC1424-48-4R	MC1424-48-4W	MC1424-48-4V	MC1424-48-4VG
	30″	762	MC1430-48-4BL	MC1430-48-4R	MC1430-48-4W	MC1430-48-4V	MC1430-48-4VG
	36″	914	MC1436-48-4BL	MC1436-48-4R	MC1436-48-4W	MC1436-48-4V	MC1436-48-4VG

54″ *(1372mm)* Height, with Four Shelves

	length		black	red	white	VALU-MASTER®	Valu-Gard®
	in.	mm	model #	model #	model #	model #	model #
14″ width *(356mm)*	22″	559	MC1422-54-4BL	MC1422-54-4R	MC1422-54-4W	MC1422-54-4V	MC1422-54-4VG
	24″	610	MC1424-54-4BL	MC1424-54-4R	MC1424-54-4W	MC1424-54-4V	MC1424-54-4VG
	30″	762	MC1430-54-4BL	MC1430-54-4R	MC1430-54-4W	MC1430-54-4V	MC1430-54-4VG
	36″	914	MC1436-54-4BL	MC1436-54-4R	MC1436-54-4W	MC1436-54-4V	MC1436-54-4VG

63″ *(1600mm)* Height, with Five Shelves

	length		black	red	white	VALU-MASTER®	Valu-Gard®
	in.	mm	model #	model #	model #	model #	model #
14″ width *(356mm)*	22″	559	MC1422-63-5BL	MC1422-63-5R	MC1422-63-5W	MC1422-63-5V	MC1422-63-5VG
	24″	610	MC1424-63-5BL	MC1424-63-5R	MC1424-63-5W	MC1424-63-5V	MC1424-63-5VG
	30″	762	MC1430-63-5BL	MC1430-63-5R	MC1430-63-5W	MC1430-63-5V	MC1430-63-5VG
	36″	914	MC1436-63-5BL	MC1436-63-5R	MC1436-63-5W	MC1436-63-5V	MC1436-63-5VG

74″ *(1880mm)* Height, with Six Shelves

	length		black	red	white	VALU-MASTER®	Valu-Gard®
	in.	mm	model #	model #	model #	model #	model #
14″ width *(356mm)*	22″	559	MC1422-74-6BL	MC1422-74-6R	MC1422-74-6W	MC1422-74-6V	MC1422-74-6VG
	24″	610	MC1424-74-6BL	MC1424-74-6R	MC1424-74-6W	MC1424-74-6V	MC1424-74-6VG
	30″	762	MC1430-74-6BL	MC1430-74-6R	MC1430-74-6W	MC1430-74-6V	MC1430-74-6VG
	36″	914	MC1436-74-6BL	MC1436-74-6R	MC1436-74-6W	MC1436-74-6V	MC1436-74-6VG



four-shelf cart

Ideal for POINT-OF-PURCHASE displays or SEASONAL PROMOTIONS.

patented QuadTruss® design

(Patent #5,390,803)

Patented QuadTruss® Design

makes shelves up to 25% stronger and provides a retaining ledge for increased strength and product retention.

Additional Add-A-Shelf® Adjustable Shelves for Aisle Merchandising Carts - Patent # 5,884,567

	length		weight		cu	Add-A-Shelf® Shelves					Add-A-Shelf® Reverse Mat Shelves				
	in.	mm	lb.	kg	ft	black model #	red model #	white model #	VALU-MASTER® model #	Valu-Gard® model #	black model #	red model #	white model #	VALU-MASTER® model #	Valu-Gard® model #
14″ (356mm) width	22″	559	6	2.7	0.5	A1422BL	A1422R	A1422W	A1422V	A1422VG	D1422BL	D1422R	D1422W	D1422V	D1422VG
	24″	610	6	2.7	0.5	A1424BL	A1424R	A1424W	A1424V	A1424VG	D1424BL	D1424R	D1424W	D1424V	D1424VG
	30″	762	7	3.2	0.5	A1430BL	A1430R	A1430W	A1430V	A1430VG	D1430BL	D1430R	D1430W	D1430V	D1430VG
	36″	914	8	3.6	0.5	A1436BL•	A1436R	A1436W	A1436V	A1436VG	D1436BL	D1436R	D1436W	D1436V	D1436VG

100 Industrial Boulevard, Clayton, DE 19938-8903 U.S.A.
Phone: 800-441-8440 or 302-653-3000. Fax: 302-653-2065
http://www.eaglegrp.com

EAGLE GROUP Profit from the Eagle Advantage®

Dolly Trucks (NSF)

see spec sheet **EG01.08**



FEATURES:

- Fast assembly without tools.
- Open wire construction.
- Shipped knocked-down.

INCLUDES:

- Four shelves.
- Four posts.
- Plastic split sleeves.
- Four designated 5″ x 1¼″ *(127 x 32mm)* casters.
- Aluminum truck dolly with wraparound bumper.

patented QuadTruss® design

(Patent #5,390,803)

Patented QuadTruss® Design
makes shelves up to 25% stronger and provides a retaining ledge for increased strength and product retention.

			shelf dimensions width x length in.	mm	weight lbs.	kg	cu ft	caster type	wheel tread	with EAGLEbrite® shelf unit model #	with chrome shelf unit model #
69″ height *(1753mm)*	23¾″ width *(603mm)*	40⅞″ length *(1038mm)*	18″ x 36″	457 x 914	72	32.7	4.2	swivel	resilient	DT1836-ZS	DT1836-CS
								swivel	poly	DT1836-ZSP	DT1836-CSP
								swivel/brake	resilient	DT1836-ZSB	DT1836-CSB
								swivel/brake	poly	DT1836-ZSBP	DT1836-CSBP
		52⅞″ length *(1343mm)*	18″ x 48″	457 x 1219	86	39.0	5.6	swivel	resilient	DT1848-ZS	DT1848-CS
								swivel	poly	DT1848-ZSP	DT1848-CSP
								swivel/brake	resilient	DT1848-ZSB	DT1848-CSB
								swivel/brake	poly	DT1848-ZSBP	DT1848-CSBP
		64⅞″ length *(1648mm)*	18″ x 36″	457 x 914	100	45.4	6.8	swivel	resilient	DT1860-ZS	DT1860-CS
								swivel	poly	DT1860-ZSP	DT1860-CSP
								swivel/brake	resilient	DT1860-ZSB	DT1860-CSB
								swivel/brake	poly	DT1860-ZSBP	DT1860-CSBP
	26¾″ width *(680mm)*	40⅞″ length *(1038mm)*	21″ x 36″	533 x 914	82	37.2	4.8	swivel	resilient	DT2136-ZS	DT2136-CS
								swivel	poly	DT2136-ZSP	DT2136-CSP
								swivel/brake	resilient	DT2136-ZSB	DT2136-CSB
								swivel/brake	poly	DT2136-ZSBP	DT2136-CSBP
		52⅞″ length *(1343mm)*	21″ x 48″	533 x 1219	98	44.5	6.4	swivel	resilient	DT2148-ZS	DT2148-CS
								swivel	poly	DT2148-ZSP	DT2148-CSP
								swivel/brake	resilient	DT2148-ZSB	DT2148-CSB
								swivel/brake	poly	DT2148-ZSBP	DT2148-CSBP
		64⅞″ length *(1648mm)*	21″ x 60″	533 x 1524	114	51.7	7.9	swivel	resilient	DT2160-ZS	DT2160-CS
								swivel	poly	DT2160-ZSP	DT2160-CSP
								swivel/brake	resilient	DT2160-ZSB	DT2160-CSB
								swivel/brake	poly	DT2160-ZSBP	DT2160-CSBP
	29¾″ width *(756mm)*	40⅞″ length *(1038mm)*	24″ x 36″	610 x 914	90	40.8	5.6	swivel	resilient	DT2436-ZS	DT2436-CS
								swivel	poly	DT2436-ZSP	DT2436-CSP
								swivel/brake	resilient	DT2436-ZSB	DT2436-CSB
								swivel/brake	poly	DT2436-ZSBP	DT2436-CSBP
		52⅞″ length *(1343mm)*	24″ x 48″	610 x 1219	112	50.8	7.2	swivel	resilient	DT2448-ZS	DT2448-CS
								swivel	poly	DT2448-ZSP	DT2448-CSP
								swivel/brake	resilient	DT2448-ZSB	DT2448-CSB
								swivel/brake	poly	DT2448-ZSBP	DT2448-CSBP
		64⅞″ length *(1648mm)*	24″ x 60″	610 x 1524	134	60.8	8.9	swivel	resilient	DT2460-ZS	DT2460-CS
								swivel	poly	DT2460-ZSP	DT2460-CSP
								swivel/brake	resilient	DT2460-ZSB	DT2460-CSB
								swivel/brake	poly	DT2460-ZSBP	DT2460-CSBP

Garment Racks

see spec sheet **EG01.28**



model # URS1836C

Convenient storage of coats, uniforms, or garments.

patented QuadTruss® design
(Patent #5,390,803)

Patented QuadTruss® Design
makes shelves up to 25% stronger and provides a retaining ledge for increased strength and product retention.

INCLUDES:

- Four chrome post with adjustable feet.
- Two wire chrome plated shelves.
- 74″ *(1880mm)* height on stationary units.
- 80″ *(3032mm)* height on mobile units.
- Mobile racks four 5″ *(127mm)* polyurethane tread casters, with rubber donut bumper.

(•) MTS *(made to stock)* / ( ) MTO *(made to order)*

	length in.	length mm	weight lbs.	weight kg	cu ft	description	STATIONARY model #	MOBILE model #
18″ width (457mm)	36″	914	48	21.8	2.2	2 wire shelves	**GR1836C**	**UR1836C**
	36″	914	64	29.0	2.2	same, plus 1 solid shelf	**GRS1836C**	**URS1836C**
	48″	1219	52	23.6	2.6	2 wire shelves	**GR1848C**	**UR1848C**
	48″	1219	72	32.7	2.6	same, plus 1 solid shelf	**GRS1848C**	**URS1848C**
	60″	1524	58	26.3	3.2	2 wire shelves	**GR1860C**	**UR1860C**
	60″	1524	82	37.2	3.2	same, plus 1 solid shelf	**GRS1860C**	**URS1860C**

Optional Wire Shelves

	length in.	length mm	weight lbs.	weight kg	cu ft	model #
18″ width (457mm)	36″	914	9	4.1	0.7	**1836C** •
	48″	1219	12	5.5	0.9	**1848C** •
	60″	1524	17	7.7	1.2	**1860C** •

Optional Hangers

description	weight lbs.	weight kg	cu ft	chrome model #
open loop hanger	0.4	0.2	0.3	**OLH-C** •
closed loop hanger	0.4	0.2	0.3	**CLH-C**

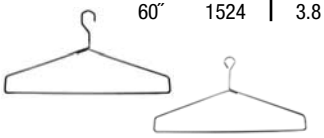

Replacement Coat Hanger Tubes

length in.	length mm	weight lbs.	weight kg	cu ft	model #
24″	610	1.5	0.7	0.1	**CH24**
30″	762	1.7	0.8	0.1	**CH30**
36″	914	2.2	1.0	0.1	**CH36**
42″	1067	2.7	1.2	0.1	**CH42**
48″	1219	3.2	1.5	0.1	**CH48** •
54″	1372	3.5	1.6	0.2	**CH54**
60″	1524	3.8	1.7	0.2	**CH60**



Platforms NSF

see spec sheet **EG01.13**

FEATURES:

- Open-wire construction for improved air circulation, minimizing dust.

(•) MTS *(made to stock)* / ( ) MTO *(made to order)*

Note: Optional 3-Sided Channel Frames available. See page 58.



600 lbs. weight capacity

patented QuadTruss® design
(Patent #5,390,803)

Patented QuadTruss® Design
makes shelves up to 25% stronger and provides a retaining ledge for increased strength and product retention.

		length in.	length mm	weight lbs.	weight kg	cu ft	EAGLEbrite® model #	chrome model #	EAGLEgard® model #
14″ height (356mm)	18″ width (457mm)	24″	610	10	4.5	0.7	**PF1824-Z** •	**PF1824-C** •	**PF1824-E** •
		30″	762	11	5.0	0.7	**PF1830-Z** •	**PF1830-C** •	**PF1830-E** •
		36″	914	13	5.9	0.7	**PF1836-Z** •	**PF1836-C** •	**PF1836-E** •
	21″ width (533mm)	24″	610	12	5.4	0.7	**PF2124-Z** •	**PF2124-C** •	**PF2124-E** •
		30″	762	13	5.9	0.7	**PF2130-Z** •	**PF2130-C** •	**PF2130-E** •
		36″	914	14	6.4	0.8	**PF2136-Z** •	**PF2136-C** •	**PF2136-E** •
	24″ width (610mm)	24″	610	13	5.9	0.8	**PF2424-Z** •	**PF2424-C** •	**PF2424-E** •
		30″	762	15	6.8	0.8	**PF2430-Z** •	**PF2430-C** •	**PF2430-E** •
		36″	914	17	7.7	0.8	**PF2436-Z** •	**PF2436-C** •	**PF2436-E** •

100 Industrial Boulevard, Clayton, DE 19938-8903 U.S.A.
Phone: 800-441-8440 or 302-653-3000. Fax: 302-653-2065
http://www.eaglegrp.com

EAGLE GROUP
Profit from the Eagle Advantage®

* Optional 3-Sided Channel Frames available in these finishes and sizes. See page 58

Dunnage Shelves (NSF)

see spec sheet **EG01.13**



Improves your system's weight-bearing capacity.

FEATURES:

- Four-sided frame with center supports.
- Removable heavy duty 5⁄16″ *(8mm)*-diameter wire mat assembly.

Note: All weights and cubic feet are approximate.

(•) MTS *(made to stock)* / ( ) MTO *(made to order)*

	length		weight		cu	chrome	EAGLEgard®	stainless steel
	in.	mm	lbs.	kg	ft	model #	model #	model #
18″ width *(457mm)*	24″	610	14	6.4	0.6	**DS1824-C**	**DS1824-E**	n/a
	30″	762	18	8.2	0.7	**DS1830-C**	**DS1830-E**	n/a
	36″	914	21	9.5	0.8	**DS1836-C**	**DS1836-E**	**DS1836-S**
	48″	1219	28	12.7	1.1	**DS1848-C**	**DS1848-E** •	**DS1848-S**
	60″	1524	33	15.0	1.3	**DS1860-C**	**DS1860-E** •	**DS1860-S**
21″ width *(533mm)*	24″	610	15	6.8	0.6	**DS2124-C**	**DS2124-E**	n/a
	30″	762	19	8.6	0.8	**DS2130-C**	**DS2130-E**	n/a
	36″	914	22	10.0	0.9	**DS2136-C**	**DS2136-E**	n/a
	48″	1219	28	12.7	1.2	**DS2148-C**	**DS2148-E**	n/a
	60″	1524	34	15.4	1.5	**DS2160-C**	**DS2160-E**	n/a
24″ width *(610mm)*	24″	610	16	7.3	0.8	**DS2424-C**	**DS2424-E**	n/a
	30″	762	20	9.0	0.9	**DS2430-C**	**DS2430-E**	n/a
	36″	914	24	10.9	1.1	**DS2436-C**	**DS2436-E**	**DS2436-S**
	48″	1219	30	13.6	1.4	**DS2448-C**	**DS2448-E** •	**DS2448-S**
	60″	1524	37	16.8	1.8	**DS2460-C**	**DS2460-E** •	**DS2460-S**

Dunnage Racks (NSF)

see spec sheet **EG01.13**



Store large items off the floor!

Snag-free wire surface.

WEIGHT CAPACITY:

- Up to 36″ *(914mm)* long: 1600 lbs. *(726 kg)*.
- 48″ *(1219mm)* long: 1300 lbs. *(590 kg)*.
- 60″ *(1524mm)* long: 1000 lbs. *(454 kg)*.
  - static load equally distributed.

Note: All weights and cubic feet are approximate.

(•) MTS *(made to stock)* / ( ) MTO *(made to order)*

		length		weight		cu	chrome	EAGLEgard®	stainless steel
		in.	mm	lbs.	kg	ft	model #	model #	model #
14″ overall height *(356mm)*	**18″ width** *(457mm)*	24″	610	21	9.5	0.5	**DR1824-C**	**DR1824-E**	n/a
		30″	762	24	10.9	1.0	**DR1830-C**	**DR1830-E**	n/a
		36″	914	31	14.1	1.6	**DR1836-C**	**DR1836-E**	**DR1836-S**
		48″	1219	37	16.8	2.2	**DR1848-C**	**DR1848-E** •	**DR1848-S**
		60″	1524	43	19.5	3.0	**DR1860-C**	**DR1860-E**	n/a
	21″ width *(533mm)*	24″	610	24	10.9	0.8	**DR2124-C**	**DR2124-E**	n/a
		30″	762	27	12.2	2.0	**DR2130-C**	**DR2130-E**	n/a
		36″	914	33	15.0	2.0	**DR2136-C**	**DR2136-E**	n/a
		48″	1219	39	17.6	2.9	**DR2148-C**	**DR2148-E**	n/a
		60″	1524	45	20.4	3.3	**DR2160-C**	**DR2160-E**	n/a
	24″ width *(610mm)*	24″	610	27	12.2	1.4	**DR2424-C**	**DR2424-E**	n/a
		30″	762	30	13.6	1.8	**DR2430-C**	**DR2430-E**	n/a
		36″	914	35	15.9	2.1	**DR2436-C** •	**DR2436-E** •	**DR2436-S**
		48″	1219	41	18.6	2.8	**DR2448-C** •	**DR2448-E** •	**DR2448-S**
		60″	1524	47	21.3	3.5	**DR2460-C**	**DR2460-E**	n/a

Mobile Dunnage Racks (NSF)

see spec sheet EG01.13



Easy to maneuver!

WEIGHT CAPACITY:
- 800 lbs. *(363 kg)* - equally distributed on the top surface.

INCLUDES:
- Four 5″ *(127mm)* swivel polyurethane tread casters, two with brakes.
- 3-sided frame with 1″ *(25mm)*-square tubing.
- Snag-free wire surface.

Note: All weights and cubic feet are approximate.

		length		weight		cu	chrome	EAGLEgard®	stainless steel
		in.	mm	lbs.	kg	ft	model #	model #	model #
14″ overall height (356mm)	18″ width (457mm)	24″	610	33	15.0	1.0	MDR1824-C	MDR1824-E	n/a
		30″	762	36	16.3	2.3	MDR1830-C	MDR1830-E	n/a
		36″	914	43	19.5	2.3	MDR1836-C	MDR1836-E	MDR1836-S
		48″	1219	49	22.2	3.0	MDR1848-C	MDR1848-E	MDR1848-S
		60″	1524	55	24.9	4.5	MDR1860-C	MDR1860-E	n/a
	21″ width (533mm)	24″	610	36	16.3	3.1	MDR2124-C	MDR2124-E	n/a
		30″	762	39	17.6	3.3	MDR2130-C	MDR2130-E	n/a
		36″	914	45	20.4	3.0	MDR2136-C	MDR2136-E	n/a
		48″	1219	51	23.1	4.0	MDR2148-C	MDR2148-E	n/a
		60″	1524	57	25.9	5.0	MDR2160-C	MDR2160-E	n/a
	24″ width (610mm)	24″	610	40	18.1	3.0	MDR2424-C	MDR2424-E	n/a
		30″	762	42	19.1	3.0	MDR2430-C	MDR2430-E	n/a
		36″	914	47	21.3	3.0	MDR2436-C	MDR2436-E	MDR2436-S
		48″	1219	53	24.0	4.0	MDR2448-C	MDR2448-E	MDR2448-S
		60″	1524	63	28.6	5.0	MDR2460-C	MDR2460-E	n/a

Polymer Dunnage Racks (NSF)

see spec sheet EG01.17

FEATURES:
- No assembly required.

(•) MTS *(made to stock)* / ( ) MTO *(made to order)*



Durable polyethylene construction prevents corrosion and rust.

	width		length		weight		cubic	capacity			
	in.	mm	in.	mm	lbs.	kg	feet	lbs.	kg	color	model #
12″ height (305mm)	22″	559	36″	914	18	8.2	5.5	2000	907	black	PD3622
	22″	559	48″	1219	24	10.9	7.4	3000	1361	black	PD4822
	22″	559	60″	1524	28	12.7	9.2	3000	1361	black	PD6022
	36″	914	48″	1219	35	15.9	12.0	3500	1588	black	PD4836

Starter Units with Dunnage Shelf (NSF)

see spec sheet EG01.19



Heavy duty dunnage shelf improves the units overall weight-bearing capacity.

FEATURES:
- Tapered split sleeves create a positive lock that becomes stronger as the load increases.
- 74″ *(1880mm)* posts numbered in increments of 1″ *(25mm)* to ensure fast and level assembly.

Stationary

width x length		zinc	chrome	EAGLEgard®
in.	mm	model #	model #	model #
24″ x 48″	610 x 1219	DS4-P74-2448Z	DS4-P74-2448C	DS4-P74-2448E

patented QuadTruss® design

(Patent #5,390,803)

Mobile

width x length		zinc	chrome	EAGLEgard®
in.	mm	model #	model #	model #
24″ x 48″	610 x 1219	DS4-CP74-2448Z	DS4-CP74-2448C	DS4-CP74-2448E

Note: Mobile models feature 5″ resilient swivel casters with bumpers.

100 Industrial Boulevard, Clayton, DE 19938-8903 U.S.A.
Phone: 800-441-8440 or 302-653-3000. Fax: 302-653-2065
http://www.eaglegrp.com

EAGLE GROUP
Profit from the Eagle Advantage®

Aluminum Dunnage Racks (NSF)

see spec sheet EG01.17

FEATURES:
- 1½″ *(38mm)* square tubing.
- Plastic feet.



(•) MTS *(made to stock)* / ( ) MTO *(made to order)*

	length in.	length mm	weight lbs.	weight kg	cubic feet	weight capacity lbs.	weight capacity kg	number of lats	RACKS WITH 8″ (203mm) HEIGHT model #	RACKS WITH 12″ (305mm) HEIGHT model #
20″ width *(508mm)*	36″	914	10	4.5	6.8	2000	907	4	**WDR203608-A •**	**WDR203612-A •**
	48″	1219	14	6.4	8.9	2000	907	4	**WDR204808-A •**	**WDR204812-A •**
	60″	1524	18	8.2	11.0	1500	680	4	**WDR206008-A •**	**WDR206012-A •**
24″ width *(610mm)*	36″	914	12	5.4	8.0	2000	907	5	**WDR243608-A •**	**WDR243612-A •**
	48″	1219	16	7.3	10.5	2000	907	5	**WDR244808-A •**	**WDR244812-A •**
	60″	1524	20	9.1	13.1	1500	680	5	**WDR246008-A •**	**WDR246012-A •**

Nesting Dunnage Racks (NSF)

see spec sheet EG01.17

FEATURES:
- All-aluminum construction.



Racks are stackable, saving space when not in use.

2,700 to 3,200 lb. (1225 to 1452 kg) weight capacity.

		length in.	length mm	weight lbs.	weight kg	cubic feet	weight capacity lbs.	weight capacity kg	model #
12″ height *(305mm)*	**18″ width** *(457mm)*	24″	610	8	3.6	3.0	3200	1452	**NDR182412-A**
		36″	914	10	4.5	4.5	3200	1452	**NDR183612-A**
		48″	1219	12	5.4	6.0	2700	1225	**NDR184812-A**
	20″ width *(508mm)*	24″	610	8	3.6	3.4	3200	1452	**NDR202412-A**
		36″	914	10	4.5	5.1	3200	1452	**NDR203612-A**
		48″	1219	12	5.4	6.7	2700	1225	**NDR204812-A**
	24″ width *(610mm)*	24″	610	9	4.1	4.0	3200	1452	**NDR242412-A**
		36″	914	11	5.0	6.0	3200	1452	**NDR243612-A**
		48″	1219	14	6.4	8.0	2700	1225	**NDR244812-A**

Aluminum Truck Dollies

see spec sheet EG01.03B

INCLUDES:
- Four designated 5″ x 1¼″ *(127 x 32mm)* casters with poly tread.
- Wraparound bumpers.



	length in.	length mm	weight lbs.	weight kg	cubic feet	caster type	caster load rate (each) lbs.	caster load rate (each) kg	model #
29¾″ width *(756mm)*	52⅞″	1343	41	18.6	6.3	swivel	300	136.1	**TD2448-SP**
	52⅞″	1343	44	20.0	6.3	swivel/brake	300	136.1	**TD2448-BSP**
	64⅞″	1648	48	21.8	7.6	swivel	300	136.1	**TD2460-SP**
	64⅞″	1648	50	22.7	7.6	swivel/brake	300	136.1	**TD2460-BSP**

Dolly Frames with Wraparound Bumper

see spec sheet **EG01.03B**



dolly frames with wraparound bumper

ORDERING:

- If ordering casters list dolly frame and caster model numbers separately.
- Holes are prepunched for use with plate casters on page 15.

(•) MTS *(made to stock)* / ( ) MTO *(made to order)*

	length		Aluminum weight		cu		Chrome Plated Steel weight		cu	
	in.	mm	lbs.	kg	ft	model #	lbs.	kg	ft	model #
23¾″ width *(603mm)*	40⅞″	1038	14	6.4	1.6	**DF1836-A**	16	7.3	1.6	**DF1836-C**
	46⅞″	1191	16	7.3	1.9	**DF1842-A**	18	8.2	1.9	**DF1842-C**
	52⅞″	1343	18	8.2	2.1	**DF1848-A**	20	9.1	2.1	**DF1848-C**
	64⅞″	1648	21	9.6	2.6	**DF1860-A**	23	10.4	2.6	**DF1860-C**
	76⅞″	1953	23	10.4	2.9	**DF1872-A**	25	11.3	2.9	**DF1872-C**
26¾″ width *(680mm)*	40⅞″	1038	17	7.7	1.8	**DF2136-A**	19	8.6	1.8	**DF2136-C**
	46⅞″	1191	19	8.6	2.1	**DF2142-A**	21	9.6	2.1	**DF2142-C**
	52⅞″	1343	21	9.6	2.4	**DF2148-A**	24	10.9	2.4	**DF2148-C**
	64⅞″	1648	23	10.4	2.9	**DF2160-A**	23	11.8	2.9	**DF2160-C**
	76⅞″	1953	25	11.3	3.5	**DF2172-A**	28	12.7	3.5	**DF2172-C**
29¾″ width *(756mm)*	40⅞″	1038	21	9.6	2.1	**DF2436-A**	23	10.4	2.1	**DF2436-C**
	46⅞″	1191	26	11.8	2.4	**DF2442-A**	29	13.2	2.4	**DF2442-C**
	52⅞″	1343	29	13.2	3.9	**DF2448-A**	32	14.5	3.9	**DF2448-C**
	64⅞″	1648	31	14.1	4.2	**DF2460-A**	34	15.4	4.2	**DF2460-C**
	76⅞″	1953	39	17.7	4.5	**DF2472-A**	42	19.1	4.5	**DF2472-C**

Plastic Label Holders

see spec sheet **EG01.03D**



gray plastic label holder



black plastic label holder



clear plastic label holder

FEATURES:

- Snaps onto shelf edge.
- Provides easy identification of shelf contents or section.
- Holds labels up to 1½″ *(38mm)*-tall.

(•) MTS *(made to stock)* / ( ) MTO *(made to order)*

length in.	length mm	fits shelf size in.	fits shelf size mm	gray model #	black model #	clear model #
3″	76	all	all	**A204331***	**A206216***	**A208746**
13″	330	18″	457	**A206196**	**A206217**	**A208747**
19″	483	24″	610	**A206197**	**A206218**	**A208749**
25″	635	30″	762	**A206198**	**A206219**	**A208750**
31″	787	36″	914	**A206199**	**A206220**	**A208751** •
33″	838	36″	914	**A213096**	**A227763**	**A227764**
37″	940	42″	1067	**A223747**	**A223748**	**A223749**
43″	1092	48″	1219	**A206200**	**A206221**	**A208752**
45″	1143	48″	1219	**A212494**	**A225208**	**A217621**
55″	1397	60″	1524	**A206201**	**A206222**	**A208753**
67″	1702	72″	1829	**A227842**	**A227841**	**A222144**

* Actual length: 3¼″ *(83mm)*



Wire Basket Shelf (NSF)

see spec sheet **EG01.03E**



400-lb. (181.4 kg) weight capacity!

FEATURES:

- Chrome-plated.
- For use with standard shelving posts.
- 4¼″ *(107mm)* depth.

width	length in	length mm	weight lbs.	weight kg	chrome model #
18″ *(457mm)*	36″	914	10	4.5	**WBS1836C**

100 Industrial Boulevard, Clayton, DE 19938-8903 U.S.A.
Phone: 800-441-8440 or 302-653-3000. Fax: 302-653-2065
http://www.eaglegrp.com

EAGLE GROUP
Profit from the Eagle Advantage®

Security Modules (NSF)

see spec sheet **EG01.16**



shown with hinged door (shown mounted to shelf unit sold separately)



shown with flip-up door (shown mounted to shelf unit sold separately)

INCLUDES:

- End panels.
- Rear panel.
- Door(s).
- Fits in between two wire shelves spaced 20″ *(508mm)* apart.

Note: Shelving units sold separately—see pages 18 and 20.



Converts portion of shelf unit into a lockable enclosed security unit, adding versatility to shelf unit. More than one module can be added to unit, depending on unit's overall height.

Hinged Doors

	length		weight		EAGLEbrite® zinc	chrome	Valu-Gard® green	EAGLEgard®	stainless steel
	in.	mm	lb.	kg	model #	model #	model #	model #	model #
18″ width *(457mm)*	30″	762	25	11.3	**SECM1830Z**	**SECM1830C**	**SECM1830VG**	**SECM1830E**	**SECM1830S**
	36″	914	26	11.8	**SECM1836Z**	**SECM1836C**	**SECM1836VG**	**SECM1836E**	**SECM1836S**
	48″	1219	34	15.4	**SECM1848Z**	**SECM1848C**	**SECM1848VG**	**SECM1848E**	**SECM1848S**
	60″	1524	39	17.6	**SECM1860Z***	**SECM1860C***	**SECM1860VG***	**SECM1860E***	**SECM1860S***
21″ width *(533mm)*	30″	762	26	11.8	**SECM2130Z**	**SECM2130C**	**SECM2130VG**	**SECM2130E**	**SECM2130S**
	36″	914	29	13.2	**SECM2136Z**	**SECM2136C**	**SECM2136VG**	**SECM2136E**	**SECM2136S**
	48″	1219	33	15.0	**SECM2148Z**	**SECM2148C**	**SECM2148VG**	**SECM2148E**	**SECM2148S**
	60″	1524	39	17.6	**SECM2160Z***	**SECM2160C***	**SECM2160VG***	**SECM2160E***	**SECM2160S***
24″ width *(610mm)*	30″	762	26	11.8	**SECM2430Z**	**SECM2430C**	**SECM2430VG**	**SECM2430E**	**SECM2430S**
	36″	914	31	14.1	**SECM2436Z**	**SECM2436C**	**SECM2436VG**	**SECM2436E**	**SECM2436S**
	48″	1219	36	16.3	**SECM2448Z**	**SECM2448C**	**SECM2448VG**	**SECM2448E**	**SECM2448S**
	60″	1524	39	17.6	**SECM2460Z***	**SECM2460C***	**SECM2460VG***	**SECM2460E***	**SECM2460S***

* 60″ (1524mm)-long Security Modules with Hinged Doors require notched shelves to accommodate for latch. Consult factory.

Flip-Up Door

	length		weight		EAGLEbrite® zinc	chrome	Valu-Gard® green	EAGLEgard®	stainless steel
	in.	mm	lb.	kg	model #	model #	model #	model #	model #
18″ width *(457mm)*	30″	762	25	11.3	**SECM1830FZ**	**SECM1830FC**	**SECM1830FVG**	**SECM1830FE**	**SECM1830FS**
	36″	914	26	11.8	**SECM1836FZ**	**SECM1836FC**	**SECM1836FVG**	**SECM1836FE**	**SECM1836FS**
	48″	1219	34	15.4	**SECM1848FZ**	**SECM1848FC**	**SECM1848FVG**	**SECM1848FE**	**SECM1848FS**
	60″	1524	39	17.6	**SECM1860FZ**	**SECM1860FC**	**SECM1860FVG**	**SECM1860FE**	**SECM1860FS**
21″ width *(533mm)*	30″	762	26	11.8	**SECM2130FZ**	**SECM2130FC**	**SECM2130FVG**	**SECM2130FE**	**SECM2130FS**
	36″	914	30	13.6	**SECM2136FZ**	**SECM2136FC**	**SECM2136FVG**	**SECM2136FE**	**SECM2136FS**
	48″	1219	33	15.0	**SECM2148FZ**	**SECM2148FC**	**SECM2148FVG**	**SECM2148FE**	**SECM2148FS**
	60″	1524	39	17.6	**SECM2160FZ**	**SECM2160FC**	**SECM2160FVG**	**SECM2160FE**	**SECM2160FS**
24″ width *(610mm)*	30″	762	28	12.7	**SECM2430FZ**	**SECM2430FC**	**SECM2430FVG**	**SECM2430FE**	**SECM2430FS**
	36″	914	32	14.5	**SECM2436FZ**	**SECM2436FC**	**SECM2436FVG**	**SECM2436FE**	**SECM2436FS**
	48″	1219	38	17.2	**SECM2448FZ**	**SECM2448FC**	**SECM2448FVG**	**SECM2448FE**	**SECM2448FS**
	60″	1524	43	19.5	**SECM2460FZ**	**SECM2460FC**	**SECM2460FVG**	**SECM2460FE**	**SECM2460FS**

FULL-SIZE SECURITY UNITS

Safely store and transport costly materials and items subject to pilferage.

Full-Size Stationary Security Units (NSF)

see spec sheet **EG01.22**



additional center shelves (see page 45)

patented QuadTruss® design

(Patent #5,390,803)

Patented QuadTruss® Design
makes shelves up to 25% stronger and provides a retaining ledge for increased strength and product retention.

FEATURES:

- 2″ x 2″ *(51 x 51mm)* mesh.
- Shipped knocked-down.

(•) MTS *(made to stock)* / ( ) MTO *(made to order)*

Note: See page 34 for optional cart covers available.

Doors on front and rear of unit available for upcharge. To order, add suffix "**-2D**" (ex: SC2436S-**2D**).

		length		weight		cu	chrome	EAGLEgard®	stainless steel
		in.	mm	lbs.	kg	ft	model #	model #	model #
67″ overall height *(1702mm)*	17¼″ width *(438mm)*	33¼″	845	114	51.7	5	**SC1430**	**SC1430E**	**SC1430S**
		39¼″	997	123	55.8	5	**SC1436** •	**SC1436E**	**SC1436S**
		51¼″	1302	141	64.0	9	**SC1448** •	**SC1448E**	**SC1448S**
		63¼″	1607	159	72.1	10	**SC1460**	**SC1460E**	**SC1460S**
	27¼″ width *(692mm)*	33¼″	845	123	55.8	9	**SC2430**	**SC2430E**	**SC2430S**
		39¼″	997	145	65.8	9	**SC2436** •	**SC2436E** •	**SC2436S**
		51¼″	1302	171	77.6	13	**SC2448** •	**SC2448E** •	**SC2448S**
		63¼″	1607	197	89.4	15	**SC2460** •	**SC2460E**	**SC2460S**
	33¼″ width *(845mm)*	33¼″	845	145	65.8	15	**SC3030**	**SC3030E**	**SC3030S**
		39¼″	997	163	73.9	13	**SC3036**	**SC3036E**	**SC3036S**
		51¼″	1302	181	82.1	15	**SC3048**	**SC3048E**	**SC3048S**
		63¼″	1607	207	93.9	18	**SC3060**	**SC3060E**	**SC3060S**

Full-Size Mobile Security Units (NSF)

see spec sheet **EG01.22**



additional center shelves (see page 45)

patented QuadTruss® design

(Patent #5,390,803)

Patented QuadTruss® Design
makes shelves up to 25% stronger and provides a retaining ledge for increased strength and product retention.

FEATURES:

- Four swivel 5″ x 1¼″ *(127 x 32mm)* stem casters with polyurethane tread–two with brake.
- 2″ x 2″ *(51 x 51mm)* mesh.
- Shipped knocked-down.

Note: All stainless steel mobile security units come with stainless steel casters with polyurethane tread. See page 14 for other stem casters available.

See page 34 for optional cart covers available.

Doors on front and rear of unit available for upcharge. To order, add suffix "**-2D**" (ex: CSC2430-**2D**).

(•) MTS *(made to stock)* / ( ) MTO *(made to order)*

		length		weight		cu	chrome	EAGLEgard®	stainless steel
		in.	mm	lbs.	kg	ft	model #	model #	model #
69″ overall height *(1753mm)*	27¼″ width *(692mm)*	33¼″	845	135	61.2	9	**CSC2430**	**CSC2430E**	**CSC2430S**
		39¼″	997	161	73.0	9	**CSC2436** •	**CSC2436E** •	**CSC2436S**
		51¼″	1302	185	83.9	13	**CSC2448** •	**CSC2448E** •	**CSC2448S**
		63¼″	1607	204	92.5	15	**CSC2460** •	**CSC2460E**	**CSC2460S**
	33¼″ width *(845mm)*	33¼″	845	161	73.0	15	**CSC3030**	**CSC3030E**	**CSC3030S**
		39¼″	997	179	87.2	13	**CSC3036**	**CSC3036E**	**CSC3036S**
		51¼″	1302	203	92.1	15	**CSC3048**	**CSC3048E** •	**CSC3048S**
		63¼″	1607	221	100.2	18	**CSC3060** •	**CSC3060E**	**CSC3060S**

100 Industrial Boulevard, Clayton, DE 19938-8903 U.S.A.
Phone: 800-441-8440 or 302-653-3000. Fax: 302-653-2065
http://www.eaglegrp.com

EAGLE GROUP
Profit from the Eagle Advantage®

Full-Size Dolly Truck Security Units (NSF)

see spec sheet **EG01.22**



patented QuadTruss® design

(Patent #5,390,803)

Patented QuadTruss® Design
makes shelves up to 25% stronger and provides a retaining ledge for increased strength and product retention.

INCLUDES:

- Dolly with wraparound bumper.
- 2″ x 2″ *(51 x 51mm)* mesh.
- Four swivel 5″ x 1¼″ *(127 x 32mm)* poly plate casters, two with brakes.
- Shipped knocked down.

Note: See page 15 for optional plate casters.
See page 34 for optional cart covers available.
Doors on front and rear of unit available for upcharge. To order, add suffix "**-2D**" (ex: DTSC2448-**2D**).

(•) MTS *(made to stock)* / ( ) MTO *(made to order)*

		length		weight		cu	chrome shelf unit with aluminum dolly	EAGLEgard® shelf unit with aluminum dolly	stainless steel shelf unit with stainless steel dolly
		in.	mm	lbs.	kg	ft	model #	model #	model #
69″ overall height *(1753mm)*	**29¾″ width** *(756mm)*	34⅞″	886	161	73.0	7.3	**DTSC2430**	**DTSC2430E**	**DTSC2430S**
		40⅞″	1038	177	80.3	10.7	**DTSC2436**	**DTSC2436E**	**DTSC2436S**
		52⅞″	1343	214	97.1	18.5	**DTSC2448**	**DTSC2448E**	**DTSC2448S**
		64⅞″	1648	245	111.1	22.9	**DTSC2460**	**DTSC2460E**	**DTSC2460S**

Optional Posts for Full-Size Security Units

post height		weight		cu	chrome	EAGLEgard®	stainless steel
in.	mm	lbs.	kg	ft	model #	model #	model #
74″	1880	4	1.8	0.5	**SP74-CS**	**SP74-ES**	**SP74-SS**
86″	2184	5	2.3	0.8	**SP86-CS**	**SP86-ES**	**SP86-SS**

Optional Shelves for Full-Size Security Units

Wire Shelves
Must be installed when assembling unit.

Optional Quad-Adjust® Shelves
For use as intermediate shelves only.

	length		weight		cu	chrome	EAGLEgard®	stainless steel	chrome	EAGLEgard®	stainless steel
	in.	mm	lbs.	kg	ft	model #	model #	model #	model #	model #	model #
14″ width* *(356mm)*	30″	762	7	3.2	0.5	**1430C** •	**1430E** •	**1430S**	n/a	n/a	n/a
	36″	914	8	3.6	0.5	**1436C** •	**1436E** •	**1436S** •	**QA1436C**	**QA1436E**	**QA1436S**
	48″	1219	10	4.5	0.7	**1448C** •	**1448E** •	**1448S** •	**QA1448C**	**QA1448E**	**QA1448S**
	60″	1524	14	6.4	0.9	**1460C** •	**1460E** •	**1460S** •	**QA1460C**	**QA1460E**	**QA1460S**
24″ width *(610mm)*	30″	762	11	5.0	0.8	**2430C** •	**2430E** •	**2430S** •	n/a	n/a	n/a
	36″	914	13	5.9	0.8	**2436C** •	**2436E** •	**2436S** •	**QA2436C**	**QA2436E**	**QA2436S**
	48″	1219	16	7.3	1.2	**2448C** •	**2448E** •	**2448S** •	**QA2448C**	**QA2448E**	**QA2448S**
	60″	1524	21	9.5	1.5	**2460C** •	**2460E** •	**2460S** •	**QA2460C**	**QA2460E**	**QA2460S**
30″ width* *(762mm)*	762		16	7.3	1.0	**3030C**	**3030E**	**3030S**			
	36″	914	17	7.7	1.0	**3036C** •	**3036E** •	**3036S** •			
	48″	1219	20	9.1	1.5	**3048C** •	**3048E** •	**3048S** •			
	60″	1524	25	11.4	1.8	**3060C** •	**3060E** •	**3060S** •			

* 14″ and 30″ widths *(356 and 762mm) do not fit Full-Size Dolly Truck Security Units.*

Ordering Full Size Security Units Assembled:

- Security carts shipped assembled, add suffix "**-A**". **Example: SC1460E-A.**
- For assembled unit with center shelves installed *(evenly spaced)*, indicate number of center shelves wanted by adding a number before the **"A"** in suffix **"-A"**.
- For example, **suffix "-1A"** indicates assembled unit with one center shelf, suffix **"-2A"** indicates assembled unit with two center shelves, and so on. **Example: SC1460E-2A.**
- **CONTACT FACTORY FOR PRICING.**

Mini Security Units (NSF)

see spec sheet **EG01.22**



patented QuadTruss® design

(Patent #5,390,803)

Patented QuadTruss® Design
makes shelves up to 25% stronger and provides a retaining ledge for increased strength and product retention.

FEATURES:
- Stationary chrome plated units.
- 40˝ *(1016mm)* height.
- Shipped knocked down.

(•) MTS *(made to stock)* / ( ) MTO *(made to order)*

	length		weight		cubic	
	in.	mm	lbs.	kg	feet	model #
16˝ width *(406mm)*	38˝	965	88	39.9	8.6	**MSC1436 •**
	50˝	1270	104	47.2	9.6	**MSC1448**
26˝ width *(660mm)*	38˝	965	100	45.4	9.2	**MSC2436 ***
	50˝	1270	114	51.7	10.6	**MSC2448 ***

* Optional stem casters *(page 14)* available only for these models.

Optional Shelves for Mini Security Units

- With chrome plated finish.

	length		weight		cubic	
	in.	mm	lbs.	kg	feet	model #
14˝ width *(356mm)*	36˝	914	8	3.6	0.5	**1436C •**
	48˝	1219	10	4.5	0.7	**1448C •**
24˝ width *(610mm)*	36˝	914	13	6.0	0.8	**2436C •**
	48˝	1219	16	7.3	1.2	**2448C •**



Optional Add-A-Shelf® Adjustable Shelves for All Security Units

see spec sheet **EG01.22**



optional Add-A-Shelf® (patent #5,884,567) being added to security unit

WEIGHT CAPACITY:
- 300 lb.*(136.1 kg)* per shelf.

Note: Top and bottom shelves of unit must be standard shelves—see page 45.

WARNING:
- Use Add-A-Shelf® shelves for intermediate shelves.

FEATURES:
- Chrome finish.

(•) MTS *(made to stock)* / ( ) MTO *(made to order)*

	length		weight		cubic	
	in.	mm	lbs.	kg	feet	model #
14˝ width *(356mm)*	36˝	914	8	3.6	0.5	**A1436C •**
	48˝	1219	10	4.5	0.7	**A1448C •**
24˝ width *(610mm)*	36˝	914	13	5.9	0.8	**A2436C •**
	48˝	1219	16	7.3	1.2	**A2448C •**
	60˝	1524	21	9.5	1.5	**A2460C •**

patented QuadTruss® design

(Patent #5,390,803)

Patented QuadTruss® Design
makes shelves up to 25% stronger and provides a retaining ledge for increased strength and product retention.

Just a quick note...

GET FREE DOWNLOADS

• Spec Sheets • Product Instructions • Special Flyers • Brochures •

www.eaglegrp.com

100 Industrial Boulevard, Clayton, DE 19938-8903 U.S.A.
Phone: 800-441-8440 or 302-653-3000. Fax: 302-653-2065
http://www.eaglegrp.com

EAGLE GROUP
Profit from the Eagle Advantage®

Syrup Tank Racks (NSF)

see spec sheet **EG01.31**

FEATURES:

- All models chrome-plated.
- Two styles available.



style "B" syrup tank rack with optional drip pan shown



style "A" syrup tank rack with optional drip pan shown

Style "A" – 33″ *(838mm)* height
Includes:
- One dunnage mat with frame.
- One 3-sided frame.
- Four 33″ *(838mm)* posts.
- Cable assembly.

Style "B" – 74″ *(1880mm)* height
Includes:
- One dunnage mat with frame.
- One 3-sided frame.
- Four 74″ *(1880mm)* posts.
- Cable assembly.
- Two standard shelves.

	length		weight		cu		weight		cu	
	in.	mm	lb.	kg	ft	model #	lb.	kg	ft	model #
24″ width *(610mm)*	30″	762	40	18.1	0.2	**STR2430A**	68	30.8	0.3	**STR2430B**
	48″	1219	50	22.7	0.3	**STR2448A**	88	39.9	0.4	**STR2448B**

Optional Drip Pans for Syrup Tank Racks

- Stainless steel.



	length		weight		cu	
	in.	mm	lb.	kg	ft	model #
24″ width *(610mm)*	30″	762	8	3.6	0.2	**DP30**
	48″	1219	12	5.4	0.3	**DP48**

Optional Cylinder Retainer for Tank Racks

- Chrome-plated.
- Cylinders are secured to retainer to further prevent damage.



width		weight		cu	
in.	mm	lb.	kg	ft	model #
24″	610	7	3.2	0.3	**CRR24-C**

Modular Bag-N-Box Systems (NSF)

see spec sheet **EG01.29**

INCLUDES:

- One slanted shelf to allow syrup to run to front of box.
- Front 1″ *(25mm)* ledge is provided on slanted shelf.
- All units are chrome-plated finish.

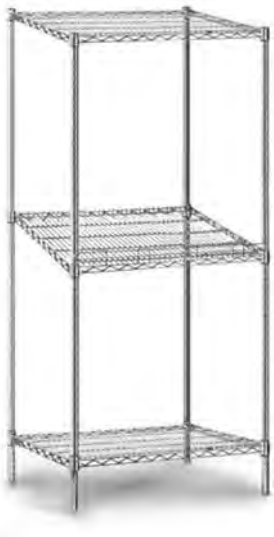

For storage and usage of syrup boxes.

patented QuadTruss® design

(Patent #5,390,803)

Patented QuadTruss® Design
makes shelves up to 25% stronger and provides a retaining ledge for increased strength and product retention.

# of shelves & description	width x length x height		weight		cu	
	in.	mm	lb.	kg	ft	model #
1 slanted shelf; 2 straight shelves	21″ x 36″ x 54″	533 x 914 x 1372	46	20.9	0.6	**B2136C**
1 slanted shelf; 3 straight shelves	21″ x 36″ x 54″	533 x 914 x 1372	57	25.9	1.8	**2B2136C**
1 slanted shelf; 4 straight shelves	21″ x 36″ x 54″	533 x 914 x 1372	68	30.8	2.8	**3B2136C**
1 slanted shelf; 2 straight shelves	21″ x 48″ x 54″	533 x 1219 x 1372	55	24.9	0.7	**B2148C**
1 slanted shelf; 3 straight shelves	21″ x 48″ x 54″	533 x 1219 x 1372	69	31.3	2.2	**2B2148C**
1 slanted shelf; 4 straight shelves	21″ x 48″ x 54″	533 x 1219 x 1372	83	37.6	3.3	**3B2148C**

Modular Desks / Workstations

see spec sheet **EG01.02**



FEATURES:

- Heavy gauge type 304 stainless steel.
- Two chrome cantilever open-wire shelves.
- 16 gauge 1″ *(25mm)* diameter chrome-plated posts with exclusive MasterSeal® coating.
- Rear grid panel with chrome finish.
- Three-sided 1″ *(25mm)* channel frame.
- Leveling feet.

Note: Optional keyboard drawer available. To order add suffix **"-K"** to model number **(example: MD2448-K)**. Contact factory for pricing.

	length		weight		cubic	
	in.	mm	lb.	kg	feet	model #
24″ width	36″	914	78	35.3	1.0	**MD2436**
(610mm)	48″	1219	85	38.6	1.0	**MD2448**

Optional Keyboard Station

- Mounts under tabletop.
- 20½″ wide x 11½″ deep *(521 x 292mm).*

weight		cu	chrome	stainless
lbs.	kg	ft	model #	model #
6.0	2.7	0.35	**KBD-1**	**KBD-1/SS**



Mobile Computer Workstations

see spec sheet **EG01.04**



shown with optional mouse shelf

patented QuadTruss® design

(Patent #5,390,803)

Patented QuadTruss® Design
makes shelves up to 25% stronger and provides a retaining ledge for increased strength and product retention.

INCLUDES:

- Two 48″ *(1219mm)* rear posts.
- Two 33″ *(838mm)* front posts.
- One 12″ *(305mm)* wide cantilevered shelf.
- One wire tabletop.
- One 3-sided frame.
- One full-length wire undershelf.
- Keyboard drawer.
- 5″ *(127mm)* casters–two with brake.
- 38⅜″ *(981mm)* working height.
- 53⅜″ *(1362mm)* overall height.

Note: **See page 14 for other casters available.**

(•) MTS *(made to stock)* / ( ) MTO *(made to order)*

						WITH RESILIENT-TREAD CASTERS		W/POLYURETHANE-TREAD CASTERS	
	length		weight		cu	chrome	stainless steel	chrome	stainless steel
width**	in.	mm	lbs.	kg	ft	model #	model #	model #	model #
24″ ***(610mm)***	24″	610	40	18.1	3.7	**MCWS2424C** •	**MCWS2424S**	**MCWS2424C-P**	**MCWS2424S-P**
30″ ***(762mm)***	30″	762	56	25.4	4.5	**MCWS3030C**	**MCWS3030S**	**MCWS3030C-P**	**MCWS3030S-P**

* List prices do not include cost of mouse shelf.

** 24″ x 24″ *(610 x 610mm)* units feature 14″ x 24″ *(357 x 610mm)* undershelf, 30″ x 30″ *(762 x 762mm)* units feature 18″ x 30″ *(457 x 762mm)* undershelf.

Optional Mouse Shelf for Mobile Computer Workstations

	length		weight		cu	
width	in.	mm	lbs.	kg	ft	model #
7″ ***(178mm)***	7″	178	0.1	2.0	0.9	**MS-C**



100 Industrial Boulevard, Clayton, DE 19938-8903 U.S.A.
Phone: 800-441-8440 or 302-653-3000. Fax: 302-653-2065
http://www.eaglegrp.com

EAGLE GROUP
Profit from the Eagle Advantage®

Shelving Task Station Packages

A variety of applications, each task station is designed for certain tasks.

- Designed for easy reach and maximum use of space.
- Many sizes available.
- Finishes available in chrome or zinc.
- Easy to clean.
- Easy to assemble.
- Utilizes standard catalog items.

Custom configurations and alternative size options available!



Microwave not included.

Biscuit Workstation

see spec sheet **EG01.51**

- NSF-approved components.
- Keeps tasks together.
- 16 gauge type 304 stainless steel top with hat channel supports.
- 24″ x 60″ x 63″ overall dimensions.

model # TSB2460Z — **weight:** 189 lbs. 85.7 kg



Refrigerator, drink dispensers and drawer not included.

Drive-Through Task Station

see spec sheet **EG01.52**

- Easy to clean work surface and bins.
- Customize using standard components.
- Keeps work-related tasks together.
- Open design allows for easy restocking.
- 36″ x 60″ x 74″ overall dimensions.

model # TSD3660Z — **weight:** 168 lbs. 76.2 kg



Carry-Out Worktable

see spec sheet **EG01.53**

- Keeps work-related tasks together.
- Customize using standard components.
- 18 gauge type 304 stainless steel solid shelf and undershelf.
- 24″ x 60″ x 74″ overall dimensions (82½″ height with dividers mounted).

model # TSCO2460Z — **weight:** 138 lbs. 62.6 kg



Pizza Prep Area

see spec sheet **EG01.54**

- Utilizes valuable wall space.
- Standard parts create customized look.
- Keeps task-related items together.
- 14 gauge type 304 stainless steel top with hat channel supports.
- 24″ x 60″ x 38½″ worktable with galvanized adjustable undershelf.

model # TSPP2460Z — **weight:** 113 lbs. 51.3 kg



Sandwich Prep Station

see spec sheet **EG01.50**

- Flexible design allows for custom look while using standard components.
- Unit allows for various width, length and height refrigerators.
- Keeps task-related items together.
- 14″ x 36″ x 74″ overall dimensions (excluding bins mounted).

model # TSSP1436Z — **weight:** 50 lbs. 22.7 kg



Microwaves not included.

Microwave Prep Table

see spec sheet **EG01.55**

- Open-wire construction.
- Three full-length wire overshelves.
- 18 gauge type 304 stainless steel solid shelf.
- Two wire undershelves.
- Each overshelf accommodates two standard-size microwaves.
- Comes with bins, dividers, and grid panels.
- 30″ x 48″ x 74″ overall dimensions (excluding bins mounted).

model # TSM3048C — **weight:** 146 lbs. 66.2 kg



Cup Tower

see spec sheet **EG01.56**

- Allows for easy inventory count.
- Easy identification of product.
- Easy identification of product.
- 30″ x 36″ x 74″ overall dimensions.

model # TSC3036Z — **weight:** 104 lbs. 47.2 kg



Pizza Carry-Out Workstation

see spec sheet **EG01.57**

- Gravity-feed dividers keep boxes organized.
- Minimize damage to boxes.
- Rotated product.
- 33″ x 48″ x 98″ overall dimensions (including pizza box dividers mounted).

model # TSP1448Z — **weight:** 94 lbs. 42.6 kg

adjusTable® Work Surface Systems (NSF)

see spec sheet **EG10.09**



basic unit

CUSTOMIZABLE WORK SURFACE CONFIGURATIONS TO MEET YOUR NEEDS!



1-tier unit



2-tier unit

adjusTable®

Additional wire undershelves, solid stainless steel undershelves, chrome wire overshelves, or solid stainless steel overshelves make the possibilities almost unlimited.

CUSTOM:

- Unit can be further expanded and customized by adding optional shelving accessories *(pages 51-59)*.
- Custom configurations available, including alternate finishes and solid shelving. Contact factory to configure your custom workstation.
- Optional drawers available *(see pages 152-155)*.

Note: To order table with 5″ *(127mm)* resilient-tread casters, add suffix **"-CAH"**. **Example: T3036EBW-1-CAH.**
To order table with 5″ *(127mm)* poly-tread casters, add suffix **"-CAHP"**. **Example: T3036EBW-1-CAHP.**
Contact factory for pricing.

(•) MTS *(made to stock)* / ( ) MTO *(made to order)*

patented QuadTruss® design
(Patent #5,390,803)

Patented QuadTruss® Design
makes shelves up to 25% stronger and provides a retaining ledge for increased strength and product retention.

	Basic Units 33½″ *(851mm)* overall height.						1-tier Units 54½″ *(1384mm)* overall height.						2-tier Units 62½″ *(1588mm)* overall height.					
	length		cu	weight		16/304	14/304		weight		16/304	14/304		weight		16/304	14/304	
	in.	mm	ft	lbs.	kg	model #	model #		lbs.	kg	model #	model #		lbs.	kg	model #	model #	
24″ width *(610mm)*	36″	914	4.5	65	29.5	**T2436EBW**	**T2436EW**		73	33.1	**T2436EBW-1**	**T2436EW-1**		81	36.7	**T2436EBW-2**	**T2436EW-2**	
	48″	1219	5.7	81	36.7	**T2448EBW**	**T2448EW**		91	41.3	**T2448EBW-1**	**T2448EW-1**		101	45.8	**T2448EBW-2**	**T2448EW-2**	
	60″	1524	7.1	99	44.9	**T2460EBW**	**T2460EW**		113	51.3	**T2460EBW-1**	**T2460EW-1**		127	57.6	**T2460EBW-2**	**T2460EW-2**	
30″ width *(762mm)*	36″	914	4.5	75	34.0	**T3036EBW**	**T3036EW**		83	37.6	**T3036EBW-1**	**T3036EW-1**		91	41.3	**T3036EBW-2**	**T3036EW-2**	
	48″	1219	5.7	94	42.6	**T3048EBW**	**T3048EW**		104	47.2	**T3048EBW-1**	**T3048EW-1**		114	51.7	**T3048EBW-2**	**T3048EW-2**	
	60″	1524	7.1	115	52.2	**T3060EBW**	**T3060EW**		129	58.5	**T3060EBW-1**	**T3060EW-1**		143	64.9	**T3060EBW-2**	**T3060EW-2**	

CONSISTS OF:
- Stainless steel table top/work surface with hat channel supports.
- Four 33″ *(838mm)* chrome posts.
- Two chrome wire undershelves.*

CONSISTS OF:
- Stainless steel table top/work surface with hat channel supports.
- Two 54″ *(1372mm)* rear chrome posts.
- Two 33″ *(838mm)* front chrome posts.
- Two 21″ *(533mm)* front chrome posts for overshelf.
- One 14″ *(356mm)* wide chrome wire overshelf.
- Two chrome wire undershelves.*

CONSISTS OF:
- Stainless steel table top/work surface with hat channel supports.
- Two 63″ *(1600mm)* rear chrome posts.
- Two 33″ *(838mm)* front chrome posts.
- Two 29″ *(737mm)* front chrome posts for overshelves.
- Two 14″ *(356mm)* wide chrome wire overshelves.
- Two chrome wire undershelves.*

*18″ *(457mm)* wide undershelves used for 24″ *(610mm)* wide tables; 24″ *(610mm)* wide undershelves used for 30″ *(762mm)* wide tables.

Optional Keyboard Stations

- 20½″ wide x 11½″ deep *(521 x 292mm)*.

weight		cu	Table Mount		Wire Mount	
lbs.	kg	ft	chrome model #	stainless model #	chrome model #	stainless model #
6.0	2.7	0.35	**KBD-1**	**KBD-1/SS**	**KBD-2•**	**KBD-2/SS**



table mount keyboard station



wire mount keyboard station

Post Clamp for 1-tier and 2-tier Units

- Attaches 3″ x 3″ *(76 x 76mm)* grid panel *(see enclosure panels on page 28 and wall mats on page 104)* onto AdjusTable® systems with overshelves.
- Chrome-plated collar with ¼-20 weld stud, chrome acorn nut and heavy gauge clamp.

model #
A210098



100 Industrial Boulevard, Clayton, DE 19938-8903 U.S.A.
Phone: 800-441-8440 or 302-653-3000. Fax: 302-653-2065
http://www.eaglegrp.com

EAGLE GROUP
Profit from the Eagle Advantage®

Shelving Components / Accessories

see spec sheets **EG01.03A** **EG01.03D**

(•) MTS *(made to stock)* / ( ) MTO *(made to order)*

Collar Plug

- Fills shelf corner openings where posts have been eliminated by use of "S" hooks.
- Packed four per bag.



model #
COLLAR PLUG *(set of four)*

Post Cap

- Fills post end openings at top of shelving unit.



model #
POST CAP

Post Clamps

- Provides maximum strength when shelving units are connected by clamping posts securely together.



chrome		black epoxy	
model #	list ea	model #	list ea
POST CLAMP	17	A214169	19

Note: Will not work with QuadPLUS® or Add-A-Shelf®

Retaining Clamp

- Chrome-plated.
- For use with enclosure panels *(page 28)* in conjunction with wire shelf.



model #
RETAINING CLAMP

Glides

- Fits under leveling bolt to protect floors from abrasion.



model #
GLIDES

Aluminum Split Sleeves

- For conductive, over-the-road or high-temperature installations.
- Set of four.



aluminum split sleeves and ring

with zinc rings	with stainless rings
model #	model #
A208909 •	A208908 •



Plastic Split Sleeves

- Four included with each shelf.
- High-temperature-resistant ABS plastic create a positive lock that becomes stronger as the load increases.



model #
PLASTIC SPLIT SLEEVES *(set of four)*

Plastic Conductive Split Sleeves

- Packed four per bag.



model #
A219236

Casting

- Stabilizes leveling foot.

model #
A203568

Leveling Foot

- Use these to accommodate for uneven floors.



model #
LEVELING FOOT

Security "S" Hooks

- Discourages separation of adjoined shelf units.
- Hardware included.

model #
S-HOOKS-SK

"S" Hooks

- Join individual shelving units in a number of combinations using "S" hooks.
- Joins end-to-end, back-to-back, or at right angles.
- Two required per connection.
- Stainless steel.



model #
A200012 •

Rods and Tabs

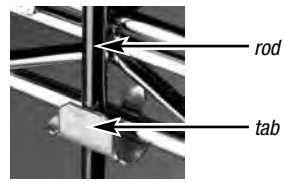

chrome	stainless steel
model #	model #
R54-C	R54-S
R63-C •	R63-S
R74-C •	R74-S
R86-C •	R86-S

Foot Plates

- These allow unit to be bolted to the floor.
- Can be used without bolts when a wider foot is desired for more stability.



triangular *square* *space-saving square* *space-saving "slim"*

type of foot plate	chrome model #	black epoxy model #	stainless steel model #
Triangular	FOOT PLATE	FOOT PLATE-BL	FOOT PLATE-S
Square	A207199	A226104	A208627
Space-Saving Square	A226093	A226105	A226096
Space-Saving "Slim"	A230624	A230625	A230612

Dividers

see spec sheet EG01.03A

FEATURES:

- 8″ high *(203mm)* dividers keep shelf contents organized.

Solid Shelving Dividers

(•) MTS *(made to stock)* / ( ) MTO *(made to order)*

length in.	length mm	cubic feet	weight lb.	weight kg	chrome model #	stainless steel model #
14″	356	0.6	1.0	0.5	**SSD14-C**	**SSD14-S**
18″	457	0.6	1.3	0.6	**SSD18-C**	**SSD18-S**
21″	533	0.8	1.5	0.7	**SSD21-C**	**SSD21-S**
24″	610	1.0	1.8	0.8	**SSD24-C** •	**SSD24-S**
30″	762	1.2	2.3	1.0	**SSD30-C**	**SSD30-S**
36″	914	1.4	3.0	1.4	**SSD36-C**	**SSD36-S**





Wire Shelving Dividers (NSF)

length in.	length mm	cubic feet	weight lb.	weight kg	chrome model #	VALU-MASTER® model #	Valu-Gard® model #	EAGLEgard® model #	stainless model #
14″	356	0.6	1.0	0.5	**SD14-C** •	**SD14-V**	**SD14-VG**	**SD14-E**	**SD14-S**
18″	457	0.6	1.0	0.5	**SD18-C** •	**SD18-V**	**SD18-VG**	**SD18-E**	**SD18-S**
21″	533	0.8	2.0	0.9	**SD21-C** •	**SD21-V**	**SD21-VG**	**SD21-E**	**SD21-S**
24″	610	1.0	2.0	0.9	**SD24-C** •	**SD24-V**	**SD24-VG**	**SD24-E**	**SD24-S** •
30″	762	1.2	2.0	0.9	**SD30-C**	**SD30-V**	**SD30-VG**	n/a	**SD30-S**
36″	914	1.4	3.0	1.4	**SD36-C**	**SD36-V**	**SD36-VG**	n/a	**SD36-S**

Pizza Box Divider

see spec sheet EG01.03A



FEATURES:

- 26″ *(660mm)* height.
- Attaches onto 14″ *(356mm)* wide shelving.
- Zinc finish.
- Sold individually.

width in.	width mm	cubic feet	weight lb.	weight kg	model #
28″	711	1.5	5	2.3	**PZD-Z**

Slanted Shelves

see spec sheet EG01.03E



optional slanted shelves

Increased visibility allows easy access to shelf contents.

PACKAGING:

- 2″ *(51mm)* slope.
- 36″ - 48″ *(914-1219mm)* lengths: Four per box.
- 60″ *(1524mm)* length: Two per box.
- Four pairs of split sleeves per shelf.

patented QuadTruss® design

(Patent #5,390,803)

Patented QuadTruss® Design
makes shelves up to 25% stronger and provides a retaining ledge for increased strength and product retention.

	length in.	length mm	weight lb.	weight kg	cubic feet	EAGLEbrite® model #	chrome model #	EAGLEgard® model #
21″ width *(533mm)*	36″	914	11	5.0	0.8	**SL2136Z**	**SL2136C**	**SL2136E**
	48″	1219	14	6.4	1.1	**SL2148Z**	**SL2148C**	**SL2148E**
	60″	1524	18	8.2	1.3	**SL2160Z**	**SL2160C**	**SL2160E**
24″ width *(610mm)*	36″	914	13	5.9	0.8	**SL2436Z**	**SL2436C**	**SL2436E**
	48″	1219	16	7.3	1.2	**SL2448Z**	**SL2448C**	**SL2448E**
	60″	1524	21	9.5	1.5	**SL2460Z**	**SL2460C**	**SL2460E**

100 Industrial Boulevard, Clayton, DE 19938-8903 U.S.A.
Phone: 800-441-8440 or 302-653-3000. Fax: 302-653-2065
http://www.eaglegrp.com

EAGLE GROUP
Profit from the Eagle Advantage®

Ledges

see spec sheet EG01.03A

FEATURES:

- Prevents contents from falling off unit.
- Easily attaches without the use of tools.

(•) MTS *(made to stock)* / ( ) MTO *(made to order)*

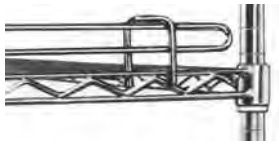

1˝-high (25mm) ledge for wire shelving



4˝-high (102mm) ledge for wire shelving

Ledges are stackable!

Solid Shelving Ledges

length		cu	1˝-high *(25mm)* Ledges *				4˝-high *(102mm)* Ledges			
			weight		chrome	stainless steel	weight		chrome	stainless steel
in.	mm	ft	lb.	kg	model #	model #	lb.	kg	model #	model #
14˝	356	0.2	0.2	0.1	SL14-1C	SL14-1S	0.8	0.4	SL14-4C	SL14-4S
18˝	457	0.3	0.3	0.1	SL18-1C	SL18-1S	0.9	0.4	SL18-4C	SL18-4S
21˝	533	0.3	0.4	0.2	SL21-1C	SL21-1S	1.0	0.5	SL21-4C	SL21-4S
24˝	610	0.3	0.5	0.2	SL24-1C	SL24-1S	1.2	0.6	SL24-4C	SL24-4S
30˝	762	0.5	0.7	0.3	SL30-1C	SL30-1S	1.4	0.6	SL30-4C	SL30-4S
36˝	914	0.6	0.9	0.4	SL36-1C	SL36-1S	1.6	0.7	SL36-4C	SL36-4S
42˝	1067	0.6	1.1	0.5	SL42-1C	SL42-1S	1.8	0.8	SL42-4C	SL42-4S
48˝	1092	0.7	1.3	0.6	SL48-1C	SL48-1S	2.0	0.9	SL48-4C	SL48-4S
54˝	1372	0.8	1.5	0.7	SL54-1C	SL54-1S	2.2	1.0	SL54-4C	SL54-4S
60˝	1524	0.8	1.7	0.8	SL60-1C	SL60-1S	2.4	1.1	SL60-4C	SL60-4S
72˝	1829	1.0	2.1	1.0	SL72-1C	SL72-1S	2.6	1.2	SL72-4C	SL72-4S

* When installed, actual height of ledge is 1½˝ *(38mm)*.

Wire Shelving 1˝-high *(25mm)* Ledges *

length		cu	weight		chrome	VALU-MASTER®	Valu-Gard®	stainless
in.	mm	ft	lb.	kg	model #	model #	model #	model #
14˝	356	0.2	0.2	0.1	L14-1C	L14-1V	L14-1VG	L14-1S
18˝	457	0.3	0.3	0.1	L18-1C	L18-1V	L18-1VG	L18-1S
21˝	533	0.3	0.4	0.2	L21-1C	L21-1V	L21-1VG	L21-1S
24˝	610	0.3	0.5	0.2	L24-1C •	L24-1V	L24-1VG	L24-1S
30˝	762	0.5	0.7	0.3	L30-1C	L30-1V	L30-1VG	L30-1S
36˝	914	0.6	0.9	0.4	L36-1C	L36-1V	L36-1VG	L36-1S
42˝	1067	0.6	1.1	0.5	L42-1C	L42-1V	L42-1VG	L42-1S
48˝	1092	0.7	1.3	0.6	L48-1C •	L48-1V	L48-1VG	L48-1S
54˝	1372	0.8	1.5	0.7	L54-1C •	L54-1V	L54-1VG	L54-1S
60˝	1524	0.8	1.7	0.8	L60-1C •	L60-1V	L60-1VG	L60-1S
72˝	1829	1.0	2.1	1.0	L72-1C	L72-1V	L72-1VG	L72-1S

* When installed, actual height of ledge is 1½˝ *(38mm)*.

Wire Shelving 4˝-high *(102mm)* Ledges

length		cu	weight		chrome	VALU-MASTER®	Valu-Gard®	EAGLEgard®	stainless
in.	mm	ft	lb.	kg	model #	model #	model #	model #	model #
14˝	356	0.2	0.8	0.4	L14-4C •	L14-4V	L14-4VG	L14-4E	L14-4S
18˝	457	0.3	0.9	0.4	L18-4C •	L18-4V	L18-4VG	L18-4E	L18-4S •
21˝	533	0.3	1.0	0.5	L21-4C •	L21-4V	L21-4VG	L21-4E	L21-4S
24˝	610	0.3	1.2	0.6	L24-4C •	L24-4V	L24-4VG	L24-4E	L24-4S •
30˝	762	0.5	1.4	0.6	L30-4C •	L30-4V	L30-4VG	L30-4E	L30-4S
36˝	914	0.6	1.6	0.7	L36-4C •	L36-4V	L36-4VG	L36-4E	L36-4S •
42˝	1067	0.6	1.8	0.8	L42-4C •	L42-4V	L42-4VG	L42-4E	L42-4S
48˝	1092	0.7	2.0	0.9	L48-4C •	L48-4V	L48-4VG	L48-4E	L48-4S
54˝	1372	0.8	2.2	1.0	L54-4C	L54-4V	L54-4VG	L54-4E	L54-4S
60˝	1524	0.8	2.4	1.1	L60-4C •	L60-4V	L60-4VG	L60-4E	L60-4S
72˝	1829	1.0	2.6	1.2	L72-4C •	L72-4V	L72-4VG	L72-4E	L72-4S •

Slide Systems

see spec sheet **EG01.03C**

LOAD CAPACITY:
- Up to 35 lbs. *(15.9 kg).*

FEATURES:
- Easily attaches without the use of tools.



slide system with tote boxes

Clever way to improve space efficiency.

(•) MTS *(made to stock)* / ( ) MTO *(made to order)*

fits shelf width	adaptable tote boxes	width x length x depth	weight lbs.	weight kg	cubic feet	model #
24″ *(610mm)*	TB1722-3, TB1722-6, TB1722-9	21⅝″ x 20″ x 10¼″ *(683 x 508 x 260mm)*	7.5	3.4	3.8	**TS2021** •
21″ *(533mm)*	TB1016-3, TB1016-6	17⅛″ x 14″ x 10¼″ *(543 x 356 x 260mm)*	4.0	1.8	1.8	**TS1417**
21″ *(533mm)*	TB1722-3*, TB1722-6*, TB1722-9*	17⅛″ x 25⅛″ x 10¼″ *(543 x 797 x 260mm)*	5.0	2.3	4.0	**TS2517**

Weight Capacity Up to 35 lbs.

* Fits TS2517 sideways

Tote Boxes for Slide Systems

see spec sheet **EG01.03C**

FEATURES:
- Dividable up to 1⅛″ *(29mm)* square compartments.
- Injection molded from high-density polyethylene material.

Note: Also available in molded fiberglass. See page 55.



(•) MTS *(made to stock)* / ( ) MTO *(made to order)*

fits slide system	width x length x depth inches	width x length x depth mm	weight lbs.	weight kg	cubic feet	color	model #
TS1417	10⅞″ x 16½″ x 3½″	276 x 419 x 89	1.0	0.5	0.4	gray	**TB1016-3**
TS1417	10⅞″ x 16½″ x 6″	276 x 419 x 152	1.5	0.7	0.8	gray	**TB1016-6**
TS2021, TS2517	17½″ x 22½″ x 3″	444 x 572 x 76	2.3	1.0	0.8	gray	**TB1722-3***
TS2021, TS2517	17½″ x 22½″ x 6″	444 x 572 x 152	3.5	1.6	1.5	gray	**TB1722-6*** •
TS2021, TS2517	17½″ x 22½″ x 8″	444 x 572 x 203	4.0	1.8	3.0	gray	**TB1722-9***

* Fits TS2517 sideways

Tote Box Dividers and Covers

		Long Dividers		Short Dividers		Covers
fits tote box	color	model #	max. # accepted	model #	max. # accepted	model #
TB1016-3	gray	**A217766**	7	**A217760**	11	**A217765**
TB1016-6	gray	**A203841**	7	**A203843**	11	**A217765**
TB1722-3	gray	**A217763**	11	**A217764**	15	**A217638**
TB1722-6	gray	**A203842**	11	**A203844**	15	**A217638**
TB1722-9	gray	**A203845**	11	**A203846**	15	**A217638**



cover



dividers

100 Industrial Boulevard, Clayton, DE 19938-8903 U.S.A.
Phone: 800-441-8440 or 302-653-3000. Fax: 302-653-2065
http://www.eaglegrp.com

EAGLE GROUP
Profit from the Eagle Advantage®

Card Holders for Tote Boxes

see spec sheet **EG01.03C**



FEATURES:
- Clear vinyl.

holds labels in.	holds labels mm	model #
2″ x 8″	51 x 203	**CH28**
3″ x 5″	76 x 127	**CH35**
5″ x 8″	127 x 203	**CH58**

Molded Fiberglass Boxes and Trays

see spec sheet **EG01.03C**

FEATURES:
- Made of thermoset polyester composite material.
- Flame and chemical resistant.

Boxes are stackable for maximum storage efficiency!



assorted molded fiberglass boxes and trays

description	bottom inside dimensions length x width x depth in.	bottom inside dimensions length x width x depth mm	top outside dimensions length x width x height in.	top outside dimensions length x width x height mm	cu ft	model #
tray	24⅜″ x 16¼″ x 1″	619 x 413 x 25	25¾″ x 17⅞″ x 1⅛″	654 x 454 x 29	0.1	**A208505**
stacking box	23⅞″ x 15⅞″ x 2⅞″	606 x 403 x 73	25¾″ x 17¾″ x 3″	654 x 451 x 76	0.6	**A208506**
stacking box	23⅞″ x 15⅞″ x 4½″	606 x 403 x 114	25¾″ x 17¾″ x 4½″	654 x 451 x 114	1.0	**A208507**
stacking box	23⅞″ x 15⅞″ x 5¾″	606 x 403 x 146	25¾″ x 17¾″ x 6″	654 x 451 x 152	1.3	**A208508**
lid	—	—	25¾″ x 17¾″	654 x 451	—	**A208513***

* Model #A208513 lid fits models A208506, A208507, and A208508 stacking boxes.

Storage Baskets

see spec sheet **EG01.03E**

FEATURES:
- Chrome-plated.
- Easily attaches to hanger rail or side of wire shelf.



width x length x height in.	width x length x height mm	weight lbs.	weight kg	cubic feet	model #
13⅜″ x 5″ x 7″	340 x 127 x 178	9	4.1	0.4	**A216650**
17⅜″ x 7½″ x 5″	441 x 191 x 127	7	3.2	0.6	**A216651**
17⅜″ x 7½″ x 10″	441 x 191 x 254	11	5.0	1.0	**A216652**

File Basket

see spec sheet **EG01.03E**

FEATURES:
- Chrome-plated.
- Fits all widths.



Ideal for organizing standard-sized file folders.

width x length x height in.	width x length x height mm	weight lbs.	weight kg	cubic feet	model #
2⅝″ x 12¾″ x 8¾″	67 x 324 x 222	2	0.9	0.3	**A216649**

Triangle Shelf

see spec sheet **EG01.03E**



FEATURES:
- Attached to standard posts *(sold separately—see pages 13 and 23)*, can be a freestanding unit.
- Or added onto standard 18″ *(457mm)* wide wire shelving *(page 6)* via "S" hooks *(page 51)*.

width	weight lbs.	weight kg	chrome model #	black epoxy model #
18″ *(457mm)*	16	7.3	**TR18C**	**TR18BL**

Sliding Shelf

see spec sheet **EG01.03E**



FEATURES:

- Chrome-plated.
- For use with standard 1″ (*25mm*)-diameter posts—on 18″ *(457mm)*-wide wire shelf or solid shelf units.
- 20 lb. *(9.0 kg)* weight capacity per shelf.

width x length in	width x length mm	weight lbs.	weight kg	chrome model #	list
18″ x 36″	457 x 914	9	4.1	**SLS1836C**	123

Tray Slides (NSF)

see spec sheet **EG01.03C**



Slides help maximize your use of space!

FEATURES:

- 1¾″ *(45mm)* spacing, 22″ *(559mm)* height.
- Sold as a set of two.
- 18″ or 24″ *(457 or 610mm)* wide applications.
- Can be used with tote boxes on page 54 and with sheet pans on page 347.

		Standard Holds 9 trays.				**Heavy Duty** Holds 11 trays. Features panel assembly welded to the back of slides			
width	cu ft	weight lbs.	weight kg	chrome model #	EAGLEgard® model #	weight lbs.	weight kg	chrome model #	EAGLEgard® model #
17⅛″ *(435mm)*	2.3	9	4.1	**TS18-C**	**TS18-E**	12	5.4	**HDTS18-C**	**HDTS18-E**
23⅛″ *(587mm)*	3.0	11	5.0	**TS24-C**	**TS24-E**	15	6.8	**HDTS24-C**	**HDTS24-E**

Adjustable Undershelf Slides

see spec sheet **EG01.03C**



adjustable undershelf slides with tote box

FEATURES:

- Stainless steel.
- Accommodates any tote box side-to-side dimension.
- Sold as a set.

(•) MTS *(made to stock)* / ( ) MTO *(made to order)*

description	weight lbs.	weight kg	model #
slides for 18″ *(457mm)* wide shelf	3	1.4	**US18-S**
slides for 21″ *(533mm)* wide shelf	3	1.4	**US21-S**
slides for 24″ *(610mm)* wide shelf	3	1.4	**US24-S**
slides for 30″ *(762mm)* wide shelf	4	1.8	**US30-S**
slides with side-to-side mount, for 24″ *(610mm)* wide shelf	3	1.4	**USS24-S**
slides with side-to-side mount, for 30″ *(762mm)* wide shelf	4	1.8	**USS30-S**

Tote Boxes for Adjustable Undershelf Slides

width x length x depth in.	width x length x depth mm	weight lbs.	weight kg	cubic feet	model #
17½″ x 22⅜″ x 3″	446 x 568 x 76	2	0.9	0.8	**TB1722-3**
17½″ x 22⅜″ x 6″	446 x 568 x 152	3	1.4	1.4	**TB1722-6** •
17½″ x 22⅜″ x 8″	446 x 568 x 203	4	1.8	2.3	**TB1722-9**

One-Piece Slides

see spec sheet **EG01.03C**



one-piece slide with tote box

FEATURES:

- Easily attaches to shelf.

(•) MTS *(made to stock)* / ( ) MTO *(made to order)*

Helps prevent shelf clutter!

description	weight lbs.	weight kg	cubic feet	model #	list
slides for 18″ *(457mm)* wide shelf	6	2.7	0.4	**OUS18**	137
slides for 21″ *(533mm)* wide shelf	8	3.6	0.6	**OUS21**	138
slides for 24″ *(610mm)* wide shelf	9	4.1	0.8	**OUS24**	141

Tote Box for One-Piece Slides

width x length x depth in.	width x length x depth mm	weight lbs.	weight kg	cubic feet	model #	list
17½″ x 22⅜″ x 6″	446 x 568 x 152	3.5	1.6	1.5	**TB1722-6** •	92

100 Industrial Boulevard, Clayton, DE 19938-8903 U.S.A.
Phone: 800-441-8440 or 302-653-3000. Fax: 302-653-2065
http://www.eaglegrp.com

EAGLE GROUP
Profit from the Eagle Advantage®

3-Sided Double Truss Frames

see spec sheet **EG01.03B**



two trusses in one

Note: See page 58 for 3-Sided Channel Frames.

Improves support and stability!

	length		weight		cu	chrome	EAGLEgard®	stainless steel
	in.	mm	lbs.	kg	ft	model #	model #	model #
18″ width *(457mm)*	24″	610	5	2.2	0.7	**DTF1824-C**	**DTF1824-E**	**DTF1824-S**
	30″	762	6	2.7	0.7	**DTF1830-C**	**DTF1830-E**	**DTF1830-S**
	36″	914	6	2.7	0.7	**DTF1836-C**	**DTF1836-E**	**DTF1836-S**
	42″	1067	7	3.2	0.8	**DTF1842-C**	**DTF1842-E**	**DTF1842-S**
	48″	1219	7	3.2	0.8	**DTF1848-C**	**DTF1848-E**	**DTF1848-S**
	60″	1524	8	3.6	1.0	**DTF1860-C**	**DTF1860-E**	**DTF1860-S**
	72″	1829	9	4.1	1.4	**DTF1872-C**	**DTF1872-E**	**DTF1872-S**
21″ width *(533mm)*	24″	610	5	2.2	0.8	**DTF2124-C**	**DTF2124-E**	**DTF2124-S**
	30″	762	6	2.7	0.8	**DTF2130-C**	**DTF2130-E**	**DTF2130-S**
	36″	914	6	2.7	0.8	**DTF2136-C**	**DTF2136-E**	**DTF2136-S**
	42″	1067	7	3.2	0.9	**DTF2142-C**	**DTF2142-E**	**DTF2142-S**
	48″	1219	8	3.6	0.9	**DTF2148-C**	**DTF2148-E**	**DTF2148-S**
	60″	1524	8	3.6	1.1	**DTF2160-C**	**DTF2160-E**	**DTF2160-S**
	72″	1829	10	4.5	1.4	**DTF2172-C**	**DTF2172-E**	**DTF2172-S**
24″ width *(610mm)*	24″	610	6	2.7	1.5	**DTF2424-C**	**DTF2424-E**	**DTF2424-S**
	30″	762	7	3.2	1.5	**DTF2430-C**	**DTF2430-E**	**DTF2430-S**
	36″	914	7	3.2	1.5	**DTF2436-C**	**DTF2436-E**	**DTF2436-S**
	42″	1067	8	3.6	2.0	**DTF2442-C**	**DTF2442-E**	**DTF2442-S**
	48″	1219	9	4.1	2.5	**DTF2448-C**	**DTF2448-E**	**DTF2448-S**
	60″	1524	10	4.5	2.5	**DTF2460-C**	**DTF2460-E**	**DTF2460-S**
	72″	1829	11	5.0	2.7	**DTF2472-C**	**DTF2472-E**	**DTF2472-S**
30″ width *(762mm)*	36″	914	7	3.2	2.0	**DTF3036-C**	**DTF3036-E**	**DTF3036-S**
	48″	1219	9	4.1	2.5	**DTF3048-C**	**DTF3048-E**	**DTF3048-S**
	60″	1524	10	4.5	2.5	**DTF3060-C**	**DTF3060-E**	**DTF3060-S**
	72″	1829	11	5.0	2.7	**DTF3072-C**	**DTF3072-E**	**DTF3072-S**
36″ width *(914mm)*	36″	914	7	3.2	2.5	**DTF3636-C**	**DTF3636-E**	**DTF3636-S**
	48″	1219	9	4.1	2.7	**DTF3648-C**	**DTF3648-E**	**DTF3648-S**
	60″	1524	10	4.5	2.7	**DTF3660-C**	**DTF3660-E**	**DTF3660-S**
	72″	1829	11	5.0	3.0	**DTF3672-C**	**DTF3672-E**	**DTF3672-S**



3-Sided Channel Frames

see spec sheet **EG01.03B**



FEATURES:

- 1″ *(25mm)* square channel frame.
- Chrome and EAGLEgard® channel frames are 12 gauge mild steel.
- Stainless steel channel frames are 14 gauge.

(•) MTS *(made to stock)* / ( ) MTO *(made to order)*

Improves support and stability!

	length		weight		cu	chrome	EAGLEgard®	stainless steel
	in.	mm	lbs.	kg	ft	model #	model #	model #
18″ width *(457mm)*	24″	610	5	2.2	0.7	**CF1824-C**	**CF1824-E**	**CF1824-S**
	30″	762	6	2.7	0.7	**CF1830-C**	**CF1830-E**	**CF1830-S**
	36″	914	6	2.7	0.7	**CF1836-C**	**CF1836-E**	**CF1836-S**
	42″	1067	7	3.2	0.8	**CF1842-C**	**CF1842-E**	**CF1842-S**
	48″	1219	7	3.2	0.8	**CF1848-C**	**CF1848-E**	**CF1848-S**
	60″	1524	8	3.6	1.0	**CF1860-C**	**CF1860-E**	**CF1860-S**
	72″	1829	9	4.1	1.4	**CF1872-C**	**CF1872-E**	**CF1872-S**
21″ width *(533mm)*	24″	610	5	2.2	0.8	**CF2124-C**	**CF2124-E**	**CF2124-S**
	30″	762	6	2.7	0.8	**CF2130-C**	**CF2130-E**	**CF2130-S**
	36″	914	6	2.7	0.8	**CF2136-C**	**CF2136-E**	**CF2136-S**
	42″	1067	7	3.2	0.9	**CF2142-C**	**CF2142-E**	**CF2142-S**
	48″	1219	8	3.6	0.9	**CF2148-C**	**CF2148-E**	**CF2148-S**
	60″	1524	8	3.6	1.1	**CF2160-C**	**CF2160-E**	**CF2160-S**
	72″	1829	10	4.5	1.4	**CF2172-C**	**CF2172-E**	**CF2172-S**
24″ width *(610mm)*	24″	610	6	2.7	1.5	**CF2424-C**	**CF2424-E**	**CF2424-S**
	30″	762	7	3.2	1.5	**CF2430-C**	**CF2430-E**	**CF2430-S**
	36″	914	7	3.2	1.5	**CF2436-C**	**CF2436-E**	**CF2436-S**
	42″	1067	8	3.6	2.0	**CF2442-C** •	**CF2442-E** •	**CF2442-S**
	48″	1219	9	4.1	2.5	**CF2448-C** •	**CF2448-E** •	**CF2448-S**
	60″	1524	10	4.5	2.5	**CF2460-C**	**CF2460-E**	**CF2460-S**
	72″	1829	11	5.0	2.7	**CF2472-C**	**CF2472-E**	**CF2472-S**
30″ width *(762mm)*	36″	914	7	3.2	2.0	**CF3036-C**	**CF3036-E**	**CF3036-S**
	48″	1219	9	4.1	2.5	**CF3048-C**	**CF3048-E**	**CF3048-S**
	60″	1524	10	4.5	2.5	**CF3060-C**	**CF3060-E**	**CF3060-S**
	72″	1829	11	5.0	2.7	**CF3072-C**	**CF3072-E**	**CF3072-S**
36″ width *(914mm)*	36″	914	7	3.2	2.5	**CF3636-C**	**CF3636-E**	**CF3636-S**
	48″	1219	9	4.1	2.7	**CF3648-C**	**CF3648-E**	**CF3648-S**
	60″	1524	10	4.5	2.7	n/a	**CF3660-E**	**CF3660-S**
	72″	1829	11	5.0	3.0	n/a	**CF3672-E**	**CF3672-S**

MICROGARD®…

…is an antimicrobial agent which contains built-in protection to retard the growth of a broad range of bacteria, mold and mildew on shelf surface that causes stains, odors and degradation.

…combines inorganic antimicrobial silver ions with a patented delivery system. The silver ions react with bacteria in three ways: 1) suffocates the cell, 2) stops the cell reproduction system, and 3) stops the cell from growing.

…is **standard on all EAGLEgard® shelving and components.**

100 Industrial Boulevard, Clayton, DE 19938-8903 U.S.A.
Phone: 800-441-8440 or 302-653-3000. Fax: 302-653-2065
http://www.eaglegrp.com

EAGLE GROUP
Profit from the Eagle Advantage®

Post Extension Kit and Components

see spec sheet EG01.03D

FEATURES:

- Screw posts together with double-threaded bolt and extra foot casting.

Note: DO NOT attempt to use any higher combinations than P54 and P86 maximum, 140˝ *(3556mm)* total. Any combinations higher than 86˝ *(2184mm)* must be attached to walls using wall bracket on post adjacent to wall. Place units only against wall, not in center of room.

Post Extension Kit

description	model #
consists of components listed below, set of four	**4PEK**

Components

description	model #
double-threaded bolt	**A200868**
wall bracket	**B201023**
casting	**A207351**

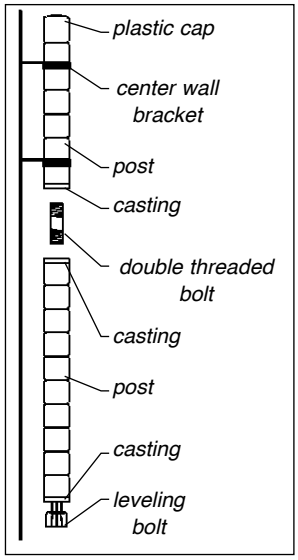

post extension assembly

Handles for Caster Carts (NSF)

see spec sheet EG01.03B

FEATURES:

- Fits unit widths only.

Push Handles

Easily slips over posts.

width in.	width mm	weight lbs.	weight kg	cubic feet	chrome model #	stainless steel model #
14˝	356	1.7	0.8	0.1	**PH14-C**	**PH14-S**
18˝	457	1.9	0.9	0.1	**PH18-C**	**PH18-S**
21˝	533	2.1	1.0	0.1	**PH21-C**	**PH21-S**
24˝	610	2.3	1.1	0.2	**PH24-C** •	**PH24-S**
30˝	762	2.6	1.2	0.3	**PH30-C**	**PH30-S**
36˝	914	3.0	1.4	0.3	**PH36-C**	**PH36-S**



Extended Push Handles

Designed to prevent damage to knuckles.

width in.	width mm	weight lbs.	weight kg	cubic feet	chrome model #	stainless steel model #
14˝	356	1.7	0.8	0.2	**EH14-C**	**EH14-S**
18˝	457	1.9	0.9	0.3	**EH18-C**	**EH18-S**
21˝	533	2.1	1.0	0.3	**EH21-C**	**EH21-S**
24˝	610	2.3	1.1	0.4	**EH24-C** •	**EH24-S**
30˝	762	2.6	1.2	0.5	**EH30-C**	**EH30-S**
36˝	914	3.0	1.4	0.5	**EH36-C**	**EH36-S**

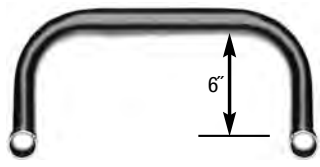



patented QuadTruss® design

(Patent #5,390,803)

Patented QuadTruss® Design
makes shelves up to 25% stronger and provides a retaining ledge for increased strength and product retention.



UNIQUE ROLLER DESIGN

- Patent #5,680,942.
- Makes moving mobile units easy.
- Eliminates binding due to uneven floors.
- Rollers also support track.



SHELVES
sold separately *(see page 6)* are available in EAGLEbrite® zinc, chrome, VALU-MASTER® pewter gray epoxy, EAGLEgard® green epoxy, and stainless steel finish.

Maximum shelf length should not exceed 60″ *(1524mm)*.

Master Trak®

Overhead Track High-Density Storage System NSF

Note: Master Trak® not recommended for use in carpeted areas.

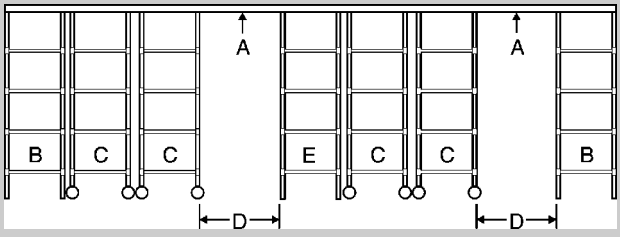

Components

Shelves sold separately *(see page 6)*.

A front & rear overhead tracks
B stationary end units
C mobile units
D open aisle—30″ to 36″ *(762 to 914mm)* is recommended
E stationary mid unit *(optional—use same model # as stationary end unit kit)*

Stationary End / Intermediate Unit Kits

see spec sheet **EG01.18**

(•) MTS *(made to stock)* / ( ) MTO *(made to order)*

- Posts.
- Hardware necessary for connecting stationary end units to track.
- One kit is required for each end unit.
- End units must be anchored to the floor to prevent movement.
- Priced per kit.

Note: Shelves sold separately see page 6.

74″ *(1880mm)* Posts						86″ *(2184mm)* Posts					
weight lbs.	weight kg	cu ft	EAGLEbrite® model #	chrome model #	EAGLEgard® model #	weight lbs.	weight kg	cu ft	EAGLEbrite® model #	chrome model #	EAGLEgard® model #
17	7.7	0.1	EP74-Z •	EP74-C •	EP74-E •	21	9.5	0.1	EP86-Z	EP86-C	EP86-E

100 Industrial Boulevard, Clayton, DE 19938-8903 U.S.A.
Phone: 800-441-8440 or 302-653-3000. Fax: 302-653-2065
http://www.eaglegrp.com

EAGLE GROUP
Profit from the Eagle Advantage®



(Shelves shown are sold separately—see page 6)

Master Trak® Mobile Unit Kits

see spec sheet **EG01.18**

- Posts.
- Casters are 5˝ x 1½˝ *(127 x 38mm)* polymer.
- All parts and necessary hardware.
- One kit is required for each mobile unit.
- Priced per kit.

WEIGHT CAPACITY: • 900 lbs. *(408 kg).*

Note: Shelves sold separately see page 6.

(•) MTS *(made to stock)* / ( ) MTO *(made to order)*

Replacement Caster
Offset rigid poly caster replacement

model #
CSRO5P-300

width		cu	74˝ *(1880mm)* Height*					86˝ *(2184mm)* Height*				
in.	mm	ft	weight lbs.	weight kg	EAGLEbrite® model #	chrome model #	EAGLEgard® model #	weight lbs.	weight kg	EAGLEbrite® model #	chrome model #	EAGLEgard® model #
18˝	457	0.1	33	15.0	**MUK18-Z**	**MUK18-C** •	**MUK18-E**	37	16.8	**MUK18-Z86**	**MUK18-C86**	**MUK18-E86**
21˝	533	0.1	34	15.4	**MUK21-Z**	**MUK21-C**	**MUK21-E**	38	17.2	**MUK21-Z86**	**MUK21-C86**	**MUK21-E86**
24˝	610	0.1	35	15.9	**MUK24-Z**	**MUK24-C** •	**MUK24-E** •	39	17.6	**MUK24-Z86**	**MUK24-C86**	**MUK24-E86**
30˝	762	0.1	35	15.9	**MUK30-Z**	**MUK30-C**	**MUK30-E**	39	17.6	**MUK30-Z86**	**MUK30-C86**	**MUK30-E86**
36˝	914	0.1	36	16.3	**MUK36-Z**	**MUK36-C**	**MUK36-E**	40	18.1	**MUK36-Z86**	**MUK36-C86**	**MUK36-E86**

* Casters are included in post height.

Master Trak® Overhead Track Kits

see spec sheet **EG01.18**

- All necessary sections of front and rear tracks for assembling track lengths of 6´ to 21´ *(1829 to 6401mm)*, plus all hardware.

PACKAGING: • Kits 13´ *(3962mm)* and longer are wood-crated.

(•) MTS *(made to stock)* / ( ) MTO *(made to order)*

Note: Any kits 9´ *(2743mm)* or longer include two or more front and rear track sections, with joiner pieces and all hardware. A mid-stationary unit is recommended on lengths of over 30´ *(9144mm)*.

length ft.	length mm	weight lbs.	weight kg	cu ft	model #
6´	1829	18	8.2	1.8	**OHT-6**
7´	2134	21	9.5	2.1	**OHT-7**
8´	2438	24	10.9	2.4	**OHT-8**
9´	2743	27	12.2	2.7	**OHT-9**
10´	3048	30	13.6	3.0	**OHT-10**

length ft.	length mm	weight lbs.	weight kg	cu ft	model #
11´	3353	33	15.0	3.3	**OHT-11**
12´	3658	36	16.3	3.6	**OHT-12**
13´	3962	39	17.7	3.9	**OHT-13**
14´	4267	42	19.1	4.2	**OHT-14**
15´	4572	45	20.4	4.5	**OHT-15**

length ft.	length mm	weight lbs.	weight kg	cu ft	model #
16´	4877	48	21.8	4.8	**OHT-16**
17´	5181	51	23.1	5.1	**OHT-17** •
18´	5486	54	24.5	5.4	**OHT-18**
19´	5791	57	25.9	5.7	**OHT-19**
20´	6096	60	27.2	6.0	**OHT-20**
21´	6401	63	28.6	6.3	**OHT-21**

Single-Deep Floor-Trak® High-Density Storage System (NSF)

see spec sheet **EG01.39A**

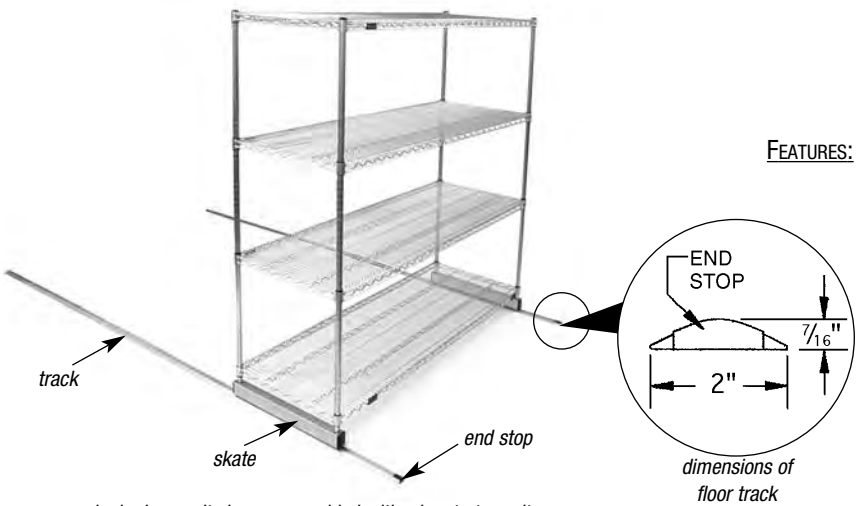

single deep unit shown assembled with wire starter unit

FEATURES:

- Non-corrosive track constructed of anodized aluminum.
- The system is ADA-compliant.
- Simple and easy to install.
- Easy to add on additional units.
- Open construction allows for the use of cart covers when required.
- Industrial-type, hardened steel bearings allow loaded units to glide effortlessly over the track.

Note: Unit will tilt if not loaded properly.
LOAD BOTTOM FIRST!

Single-Deep Skate Kits

- Two skates.
- All necessary parts and hardware.
- One kit is required for each mobile unit.
- Skates are aircraft-quality aluminum with stainless steel inserts and hardened steel ball bearings.
- Weight capacity of 2000 lbs. *(907.2 kg)* per mobile section.

Note: Shelves *(page 6)* and posts *(page 13)* sold separately.

width		weight		cu	
in.	mm	lbs.	kg	ft	model #
18″	457	6	2.7	0.09	**SDSK-18**
21″	533	7	3.2	0.11	**SDSK-21**
24″	610	7	3.2	0.23	**SDSK-24**
30″	762	8	3.6	0.15	**SDSK-30**
36″	914	10	4.5	0.18	**SDSK-36**

Anti-Tip Brackets for use with Floor-Trak® Skate Kits

Stainless steel. Set of four.

model #
SDSKATB-S



…sold individually

Hardware included.

model #
SKATB-S

Optional Shim Kits

Accommodates uneven floors.

model #
912991

Optional Foot Brake Kit

Mounts onto frontmost skate.

model #
MFBK-S

Single-Deep Floor Track Kits

- Pair of aluminum tracks with plastic end stops.
- All hardware included.

Note: Not recommended to piece tracks together. Order length needed. Custom lengths available. Consult factory.

length		weight		cu	
ft.	mm	lbs.	kg	ft	model #
6′	1829	5	2.3	0.06	**SDFT-6**
7′	2134	5	2.3	0.07	**SDFT-7**
8′	2438	6	2.7	0.08	**SDFT-8**
9′	2743	7	3.2	0.09	**SDFT-9**
10′	3048	8	3.6	0.10	**SDFT-10**
11′	3353	8	3.6	0.11	**SDFT-11**
12′	3658	9	4.1	0.12	**SDFT-12**
13′	3962	10	4.5	0.13	**SDFT-13**
14′	4267	11	5.0	0.14	**SDFT-14**
15′	4572	11	5.0	0.15	**SDFT-15**
16′	4877	12	5.4	0.16	**SDFT-16**
17′	5181	13	5.8	0.17	**SDFT-17**
18′	5486	14	6.4	0.18	**SDFT-18**
19′	5791	14	6.4	0.19	**SDFT-19**
20′	6096	15	6.8	0.20	**SDFT-20**
21′	6401	16	7.3	0.21	**SDFT-21**
22′	6706	17	7.7	0.21	**SDFT-22**
23′	7010	18	8.2	0.21	**SDFT-23**
24′	7315	19	8.6	0.21	**SDFT-24**
25′	7620	20	9.0	0.21	**SDFT-25**
26′	7925	21	9.5	0.21	**SDFT-26**
27′	8230	22	10.0	0.21	**SDFT-27**
28′	8534	23	10.4	0.21	**SDFT-28**
29′	8839	24	10.9	0.21	**SDFT-29**
30′	9144	25	11.3	0.21	**SDFT-30**

100 Industrial Boulevard, Clayton, DE 19938-8903 U.S.A.
Phone: 800-441-8440 or 302-653-3000. Fax: 302-653-2065
http://www.eaglegrp.com

EAGLE GROUP
Profit from the Eagle Advantage®

Double-Deep Floor-Trak® High-Density Storage System NSF

see spec sheet **EG01.39B**

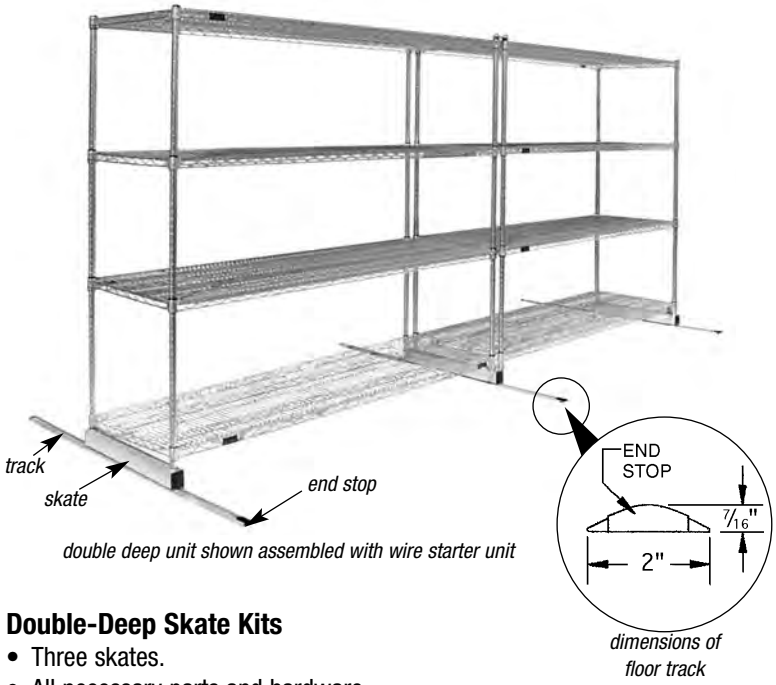

double deep unit shown assembled with wire starter unit

dimensions of floor track

Double-Deep Skate Kits

- Three skates.
- All necessary parts and hardware.
- One kit is required for each mobile unit.
- Skates are aircraft-quality aluminum with stainless steel inserts and hardened steel ball bearings.
- Weight capacity of 1500 lbs. *(680.4 kg)* per mobile section —3000 lbs *(1361 kg)* at middle skate.

Note: Shelves *(page 6)* and posts *(page 13)* sold separately.

width		weight		cu	
in.	mm	lbs.	kg	ft	model #
18˝	457	10	4.5	0.14	**DDSK-18**
21˝	533	11	5.0	0.16	**DDSK-21**
24˝	610	12	5.4	0.18	**DDSK-24**
30˝	762	14	6.4	0.23	**DDSK-30**
36˝	914	16	7.3	0.27	**DDSK-36**

Optional Shim Kits

Accommodates uneven floors.

model #
912991

Optional Foot Brake Kit

Mounts onto frontmost skate.

model #
MFBK-S

Note: Unit will tilt if not loaded properly.
LOAD BOTTOM FIRST!

Double-Deep Floor Track Kits

- Three aluminum tracks with plastic end stops.
- All hardware included.

Note: Not recommended to piece tracks together. Order length needed. Custom lengths available. Consult factory.

Double-deep units should not exceed depths of 12' *(3658mm)*. 11' and 12' *(2794 and 3658mm)*-deep units should be used only with 24", 30" *or* 36" *(610, 762, or 914mm)*-wide shelves.

length		weight		cu	
ft.	mm	lbs.	kg	ft	model #
6´	1829	7	3.2	0.09	**DDFT-6**
7´	2134	8	3.6	0.11	**DDFT-7**
8´	2438	9	4.1	0.12	**DDFT-8**
9´	2743	10	4.5	0.14	**DDFT-9**
10´	3048	13	5.8	0.16	**DDFT-10**
11´	3353	14	6.4	0.17	**DDFT-11**
12´	3658	15	6.8	0.18	**DDFT-12**
13´	3962	16	7.3	0.20	**DDFT-13**
14´	4267	16	7.3	0.21	**DDFT-14**
15´	4572	17	7.7	0.23	**DDFT-15**
16´	4877	18	8.2	0.24	**DDFT-16**
17´	5181	19	8.6	0.26	**DDFT-17**
18´	5486	21	9.5	0.27	**DDFT-18**
19´	5791	22	10.0	0.29	**DDFT-19**
20´	6096	23	10.4	0.30	**DDFT-20**
21´	6401	24	10.9	0.32	**DDFT-21**
22´	6706	25	11.3	0.32	**DDFT-22**
23´	7010	26	11.8	0.32	**DDFT-23**
24´	7315	27	12.2	0.32	**DDFT-24**
25´	7620	28	12.7	0.32	**DDFT-25**
26´	7925	29	13.2	0.32	**DDFT-26**
27´	8230	30	13.6	0.32	**DDFT-27**
28´	8534	31	14.1	0.32	**DDFT-28**
29´	8839	32	14.5	0.32	**DDFT-29**
30´	9144	33	15.0	0.32	**DDFT-30**

Anti-Tip Brackets for use with Floor-Trak® Skate Kits

Stainless steel. Set of six.

model #
DDSKATB-S



…sold individually

Hardware included.

model #
SKATB-S

Inside Posts for Double-Deep Units

- Each double-deep unit requires a set of four 'inside' posts *(listed below)* along with four standard stationary posts.

Note: See page 13 for standard stationary posts and page 6 for wire shelves *(sold separately)*.

Sets of four 74˝ (1880mm) posts

weight		cu	EAGLEbrite®	chrome	EAGLEgard®
lbs.	kg	ft	model #	model #	model #
17	7.7	0.1	**TEP74-Z**	**TEP74-C**	**TEP74-E**

Sets of four 86˝ (2184mm) posts

weight		cu	EAGLEbrite®	chrome	EAGLEgard®
lbs.	kg	ft	model #	model #	model #
21	9.5	0.1	**TEP86-Z**	**TEP86-C**	**TEP86-E**

IMPORTANT: Maximum post height per skate size: 18˝, 21˝, and 24˝ *(457, 533, and 610mm)*-wide skates on 74˝ *(1880mm)* post height or less; 30˝ and 36˝ *(762 and 914mm)*-wide skates on 86˝ *(2184mm)* post height or less.

Aluminum Beer Keg Racks (NSF)

see spec sheet **EG01.38**

PANCO®



FEATURES:

- Adjustable cooler shelving for quarter- or half-kegs.
- Compatible with any wet or dry storage environment.
- Resists corrosion and rust.
- Racks feature three shelves.
  – two of which are heavy duty for kegs.
  – third *(usually on top)* is for general storage.
- Shelf corners features a heavy-duty extruded aluminum collar with set screw.
- Shelves are adjustable in 2″ *(51mm)* increments.
- Shipped knocked down.
- Easy to assemble.

(•) MTS *(made to stock)* / ( ) MTO *(made to order)*

width x length x height in.	width x length x height mm	weight lb.	weight kg	keg capacity	cu ft	model #
18″ x 42″ x 76″	457 x 1067 x 1930	41	18.6	4	3.9	**KR1842A**
18″ x 60″ x 76″	457 x 1524 x 1930	64	29.0	6	5.6	**KR1860A** •
18″ x 80″ x 76″	457 x 2032 x 1930	78	35.4	8	7.5	**KR1880A** •
18″ x 93″ x 76″	457 x 2362 x 1930	93	42.2	10	8.7	**KR1893A**

* 93″ *(2362mm)* long units come with six posts. Mid posts are protruded. Add 6″ *(152mm)* to width.

Options for Aluminum Beer Keg Racks

see spec sheet **EG01.38**

Additional Heavy Duty Shelves

- Sold individually.

	length in.	length mm	weight lb.	weight kg	keg capacity	cu ft	model #
18″ width *(457mm)*	42″	1067	12	5.4	2	1.3	**KRS1842A**
	60″	1524	15	6.8	3	1.8	**KRS1860A**
	80″	2032	19	8.6	4	2.5	**KRS1880A**
	93″	2362	23	10.4	5	2.9	**KRS1893A** *

* 93″ *(2362mm)* long shelf features protruded front and rear collars midway of shelf. Add 6″ *(152mm)* to width.

3-Sided Frames

	length in.	length mm	weight lb.	weight kg	model #
18″ width *(457mm)*	42″	1067	5	2.3	**KRB1842A**
	60″	1524	8	3.6	**KRB1860A**
	80″	2032	9	4.1	**KRB1880A**
	93″	2362	10	4.5	**KRB1893A** *

* 93″ *(2362mm)* long frame features protruded front and rear collars midway of frame. Add 6″ *(152mm)* to width.

Floor Post Brackets

- Secures rack's 1⅝″ *(33mm)*-diameter posts to floor.
- Designed to help racks withstand earthquakes.
- Sold individually.

weight lb.	weight kg	model #
0.5	0.23	**374136**



Posts for Aluminum Beer Keg Racks

- 1⅝″ *(33mm)* diameter, marked in 2″ *(51mm)* increments.
- Sold individually.

height in.	height mm	weight lb.	weight kg	cubic feet	model #
12″	305	0.6	0.3	0.01	**KP12-A**
34″	864	2.0	0.9	0.04	**KP34-A**
48″	1219	2.5	1.1	0.06	**KP48-A**
54″	1372	3.0	1.4	0.07	**KP54-A**

height in.	height mm	weight lb.	weight kg	cubic feet	model #
68″	1727	3.5	1.6	0.09	**KP68-A**
72″	1829	3.5	1.6	0.09	**KP72-A**
76″	1930	4.0	1.8	0.10	**KP76-A**
84″	2134	4.5	2.0	0.11	**KP84-A**

100 Industrial Boulevard, Clayton, DE 19938-8903 U.S.A.
Phone: 800-441-8440 or 302-653-3000. Fax: 302-653-2065
http://www.eaglegrp.com

EAGLE GROUP
Profit from the Eagle Advantage®

STAND OUTS™

Show-off your merchandise when you use our wire display shelving units in various configurations highlighted by our brilliant finishes.

- Open wire grid shelf allows maximum merchandise visibility.
- Easy to assemble.
- Shelf spacing adjusts in seconds.
- Choose from our custom and standard colors.

Decorative Shelves (NSF)

see spec sheet **EG01.34A**



patented QuadTruss® design

(Patent #5,390,803)

Patented QuadTruss® Design
makes shelves up to 25% stronger and provides a retaining ledge for increased strength and product retention.

INCLUDES:

- Four plastic split sleeves per shelf ordered, packaged four per bag.
- Black sleeves except white shelves.
- White shelves come with white sleeves.

Note: To order custom decorative colors, add suffix **"BM"** *(black matte)*, **"L"** *(lilac)*, **"M"** *(maroon)*, **"SV"** *(silver vein)*, **"SA"** *(sapphire)*, **"SG"** *(smoked glass)*, **"T"** *(teal)*, **"GV"** *(gold vein)*, **"CV"** *(copper vein)*, or **"RU"** *(ruby)* to the desired shelf size model number when ordering. **Call for custom decorative color pricing.** There is also a **$532 NET set up charge** for any custom color orders less than 250 pieces.



(•) MTS *(made to stock)* / ( ) MTO *(made to order)*

	length		weight		cubic	red	white	black
	in.	mm	lbs.	kg	feet	model #	model #	model #
14″ width *(356mm)*	24″	610	6	2.9	0.5	**1424R** •	**1424W** •	**1424BL** •
	30″	762	7	3.2	0.5	**1430R**	**1430W**	**1430BL**
	36″	914	8	3.6	0.5	**1436R**	**1436W**	**1436BL** •
	42″	1067	9	3.9	0.7	**1442R**	**1442W**	**1442BL**
	48″	1219	10	4.4	0.7	**1448R**	**1448W**	**1448BL** •
	54″	1372	12	5.4	0.9	**1454R**	**1454W**	**1454BL** •
	60″	1524	14	6.4	0.9	**1460R**	**1460W**	**1460BL** •
	72″	1829	17	7.7	1.1	**1472R**	**1472W**	**1472BL** •
18″ width *(457mm)*	24″	610	7	3.2	0.7	**1824R**	**1824W**	**1824BL**
	30″	762	8	3.6	0.7	**1830R**	**1830W** •	**1830BL** •
	36″	914	9	3.9	0.7	**1836R**	**1836W**	**1836BL** •
	42″	1067	11	5.0	0.9	**1842R**	**1842W**	**1842BL** •
	48″	1219	12	5.4	0.9	**1848R**	**1848W**	**1848BL**
	54″	1372	15	6.8	1.2	**1854R**	**1854W**	**1854BL** •
	60″	1524	17	7.7	1.2	**1860R**	**1860W**	**1860BL** •
	72″	1829	20	9.1	1.3	**1872R**	**1872W**	**1872BL**
21″ width *(533mm)*	24″	610	8	3.7	0.7	**2124R**	**2124W**	**2124BL**
	30″	762	9	4.1	0.7	**2130R**	**2130W**	**2130BL** •
	36″	914	11	5.0	0.8	**2136R**	**2136W**	**2136BL**
	42″	1067	12	5.4	1.1	**2142R**	**2142W**	**2142BL** •
	48″	1219	14	6.4	1.1	**2148R**	**2148W**	**2148BL**
	54″	1372	16	7.3	1.3	**2154R**	**2154W**	**2154BL**
	60″	1524	18	8.2	1.3	**2160R**	**2160W**	**2160BL**
	72″	1829	24	10.9	1.4	**2172R**	**2172W**	**2172BL** •
24″ width *(610mm)*	24″	610	9	4.1	0.8	**2424R**	**2424W**	**2424BL**
	30″	762	11	5.0	0.8	**2430R** •	**2430W**	**2430BL** •
	36″	914	13	5.9	0.8	**2436R**	**2436W**	**2436BL**
	42″	1067	15	6.8	1.2	**2442R**	**2442W**	**2442BL** •
	48″	1219	16	7.3	1.2	**2448R**	**2448W**	**2448BL**
	54″	1372	19	8.6	1.5	**2454R**	**2454W**	**2454BL** •
	60″	1524	21	9.5	1.5	**2460R**	**2460W**	**2460BL** •
	72″	1829	26	11.8	1.6	**2472R**	**2472W**	**2472BL**

STAND-OUTS™ Decorative Shelving Accessories

see spec sheets **EG01.34A** **EG01.34B**

(•) MTS *(made to stock)* / ( ) MTO *(made to order)*

Decorative Casters

150-lb. weight capacity per caster

- For use with Stationary Posts *(page 67)*.

type	wheel diameter in.	wheel diameter mm	weight ea. lbs.	weight ea. kg	cubic feet	model #
swivel	2″	51	0.4	0.2	0.03	**A208903** •
swivel/brake	2″	51	0.4	0.2	0.03	**A208904** •
swivel	4″	102	0.7	0.3	0.03	**A208905** •
swivel/brake	4″	102	0.8	0.4	0.03	**A208906** •



#A208903 *#A208905*

Decorative Foot Plate



diameter in.	diameter mm	model #
2″	51	**A204942**

Inlays

- Fits between posts and levels with top of shelf edge.



	length in.	length mm	weight** lbs.	weight** kg	cu ft	Black & White Hardboard Reversible. Priced per inlay. ⅛″-thick. model #	Clear * Plastic Priced per pack of four. 1/32″-thick. model #
14″ width *(356mm)*	30″	762	1.0	0.5	0.2	**DSI-1430**	**CSI-1430**
	36″	914	1.0	0.5	0.2	**DSI-1436**	**CSI-1436**
	48″	1219	1.0	0.5	0.2	**DSI-1448**	**CSI-1448**
	60″	1524	1.0	0.5	0.2	**DSI-1460**	**CSI-1460**
18″ width *(457mm)*	36″	914	1.0	0.5	0.2	**DSI-1836**	**CSI-1836**
	48″	1219	1.0	0.5	0.2	**DSI-1848**	**CSI-1848**
	60″	1524	1.0	0.5	0.2	**DSI-1860**	**CSI-1860**
	72″	1829	1.0	0.5	0.2	**DSI-1872**	**CSI-1872**
21″ width *(533mm)*	36″	914	1.1	0.5	0.2	**DSI-2136**	**CSI-2136**
	48″	1219	1.2	0.5	0.3	**DSI-2148**	**CSI-2148**
	60″	1524	1.3	0.6	0.3	**DSI-2160**	**CSI-2160**
	72″	1829	1.4	0.6	0.3	**DSI-2172**	**CSI-2172**
24″ width *(610mm)*	24″	610	1.0	0.5	0.2	**DSI-2424**	**CSI-2424**
	30″	762	1.0	0.5	0.3	**DSI-2430**	**CSI-2430**
	36″	914	1.0	0.5	0.3	**DSI-2436**	**CSI-2436**
	48″	1219	1.1	0.5	0.3	**DSI-2448**	**CSI-2448**
	54″	1372	1.3	0.6	0.3	**DSI-2454**	**CSI-2454**
	60″	1524	1.4	0.6	0.3	**DSI-2460**	**CSI-2460**
	72″	1829	1.8	0.8	0.3	**DSI-2472**	**CSI-2472**
30″ width *(762mm)*	60″	1524	2.0	0.9	0.3	**DSI-3060**	**CSI-3060**
	72″	1829	2.5	1.1	0.3	**DSI-3072**	**CSI-3072**

* Actual width of CSI Inlays is minus 1¼″ *(32mm)*. CSI Inlays shipped with protective blue film. Remove film before installing.

** Weight shown per inlay.

Display Arms

- For everything from pots to purses; perfect for 'quick-pick' items.
- Easily attaches to standard posts.

length in.	length mm	weight lbs.	weight kg	red model #	white model #	black model #
6″	25	20	9	**DA6-R**	**DA6-W**	**DA6-BL**



100 Industrial Boulevard, Clayton, DE 19938-8903 U.S.A.
Phone: 800-441-8440 or 302-653-3000. Fax: 302-653-2065
http://www.eaglegrp.com

EAGLE GROUP
Profit from the Eagle Advantage®

Posts

see spec sheet **EG01.34A**

(•) MTS *(made to stock)* / ( ) MTO *(made to order)*



height		weight		cu	For Stationary Applications				For Mobile Applications			
					Model #				Model #			
in.	mm	lbs.	kg	ft	red	white	black		red	white	black	
7″	178	0.8	0.4	0.1	P7-R	P7-W	P7-BL		CP7-R	CP7-W	CP7-BL	
14″	356	1.0	0.5	0.1	P14-R	P14-W	P14-BL	•	CP14-R	CP14-W	CP14-BL	
33″	838	2.0	0.9	0.1	P33-R	P33-W	P33-BL	•	CP33-R	CP33-W	CP33-BL	
54″	1372	3.0	1.4	0.1	P54-R	P54-W	P54-BL	•	CP54-R	CP54-W	CP54-BL	•
63″	1600	3.5	1.8	0.3	P63-R	P63-W	P63-BL	•	CP63-R	CP63-W	CP63-BL	
74″	1880	4.0	1.8	0.5	P74-R	P74-W	P74-BL	•	CP74-R	CP74-W	CP74-BL	•
86″	2184	5.0	2.3	0.8	P86-R	P86-W	P86-BL	•	CP86-R	CP86-W	CP86-BL	

Ledges

see spec sheet **EG01.34A**

(•) MTS *(made to stock)* / ( ) MTO *(made to order)*

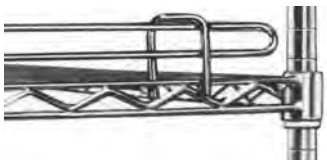



length		cu	weight		1″ *(25mm)* Ledges* Model numbers			weight		4″ *(102mm)* Ledges Model numbers			
in.	mm	ft	lbs.	kg	red	white	black	lbs.	kg	red	white	black	
14″	356	0.2	0.2	0.1	L14-1R	L14-1W	L14-1BL	0.8	0.4	L14-4R	L14-4W	L14-4BL	
18″	457	0.3	0.3	0.1	L18-1R	L18-1W	L18-1BL	0.9	0.4	L18-4R	L18-4W	L18-4BL	
21″	533	0.3	0.4	0.2	L21-1R	L21-1W	L21-1BL	1.0	0.5	L21-4R	L21-4W	L21-4BL	
24″	610	0.3	0.5	0.2	L24-1R	L24-1W	L24-1BL	1.2	0.6	L24-4R	L24-4W	L24-4BL	
30″	762	0.5	0.7	0.3	L30-1R	L30-1W	L30-1BL	1.4	0.6	L30-4R	L30-4W	L30-4BL	
36″	914	0.6	0.9	0.4	L36-1R	L36-1W	L36-1BL	1.6	0.7	L36-4R	L36-4W	L36-4BL	•
42″	1067	0.6	1.1	0.5	L42-1R	L42-1W	L42-1BL	1.8	0.8	L42-4R	L42-4W	L42-4BL	
48″	1219	0.7	1.3	0.6	L48-1R	L48-1W	L48-1BL	2.0	0.9	L48-4R	L48-4W	L48-4BL	•
54″	1372	0.8	1.5	0.7	L54-1R	L54-1W	L54-1BL	2.2	1.0	L54-4R	L54-4W	L54-4BL	
60″	1524	0.8	1.7	0.8	L60-1R	L60-1W	L60-1BL	2.4	1.1	L60-4R	L60-4W	L60-4BL	
72″	1829	1.0	2.1	1.0	L72-1R	L72-1W	L72-1BL	2.6	1.2	L72-4R	L72-4W	L72-4BL	

* When installed, actual height of ledge is 1½″ *(38mm)*.

Shelf Dividers NSF

see spec sheet **EG01.34A**

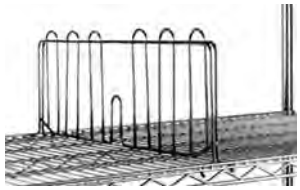

Organize shelf contents with these snap-on dividers!

length		weight		cubic	red	white	black
in.	mm	lbs.	kg	feet	model #	model #	model #
14″	356	1.0	0.5	0.6	SD14-R	SD14-W	SD14-BL
18″	457	1.3	0.6	0.6	SD18-R	SD18-W	SD18-BL
21″	533	1.5	0.7	0.8	SD21-R	SD21-W	SD21-BL
24″	610	1.8	0.8	1.0	SD24-R	SD24-W	SD24-BL
30″	762	2.2	1.0	1.2	SD30-R	SD30-W	SD30-BL
36″	914	2.7	1.2	1.4	SD36-R	SD36-W	SD36-BL

Cantilever Shelves

see spec sheet **EG01.34B**



Ideal for adding extra storage above an existing shelving unit.

Packaged two per box.

FEATURES:

- 1″ *(25mm)* wraparound ledge.
- 12″ *(305mm)* wide shelves.
- 75 lb. *(34 kg)* - evenly distributed static load.

NOTE: When ordering back posts, confirm with customer service, the correct post height to accommodate these shelves.

	length		weight		cu	red	white	black
	in.	mm	lbs.	kg	ft	model #	model #	model #
12″ width *(305mm)*	24″	610	4	1.8	0.5	**CS1224-R**	**CS1224-W**	**CS1224-BL**
	30″	762	5	2.3	0.8	**CS1230-R**	**CS1230-W**	**CS1230-BL**
	36″	914	6	2.7	0.8	**CS1236-R**	**CS1236-W**	**CS1236-BL**
	42″	1067	7	3.2	0.9	**CS1242-R**	**CS1242-W**	**CS1242-BL**
	48″	1219	8	3.6	1.0	**CS1248-R**	**CS1248-W**	**CS1248-BL**
	54″	1371	8	3.6	1.0	**CS1254-R**	**CS1254-W**	**CS1254-BL**
	60″	1524	9	4.1	1.0	**CS1260-R**	**CS1260-W**	**CS1260-BL**

Etagere Top

see spec sheet **EG01.34B**

FEATURES:

- Decorative top fits 24″ *(610mm)* long shelving.



length		weight		cu	red	white	black
in.	mm	lbs.	kg	ft	model #	model #	model #
24″	305	1.5	0.7	1.3	**ET24-R**	**ET24-W**	**ET24-BL**

Hanger Rails (NSF)

see spec sheet **EG01.34B**

Front-to-Back

width		weight		cu	red	white	black
in.	mm	lbs.	kg	ft	model #	model #	model #
14″	356	1.0	0.5	0.2	**WR14-R**	**WR14-W**	**WR14-BL**
18″	457	1.1	0.5	0.3	**WR18-R**	**WR18-W**	**WR18-BL**
24″	610	1.5	0.7	0.3	**WR24-R**	**WR24-W**	**WR24-BL**
30″	762	1.7	0.8	0.5	**WR30-R**	**WR30-W**	**WR30-BL**
36″	914	1.9	0.9	0.6	**WR36-R**	**WR36-W**	**WR36-BL**



Left-to-Right

width		weight		cu	red	white	black
in.	mm	lbs.	kg	ft	model #	model #	model #
24″	610	1.5	0.7	0.3	**LR24-R**	**LR24-W**	**LR24-BL**
30″	762	1.7	0.8	0.5	**LR30-R**	**LR30-W**	**LR30-BL**
36″	914	1.9	0.9	0.6	**LR36-R**	**LR36-W**	**LR36-BL**
42″	1067	2.0	0.9	0.6	**LR42-R**	**LR42-W**	**LR42-BL**
48″	1092	2.1	1.0	0.7	**LR48-R**	**LR48-W**	**LR48-BL**
54″	1372	2.3	1.0	0.8	**LR54-R**	**LR54-W**	**LR54-BL**
60″	1524	2.5	1.1	0.8	**LR60-R**	**LR60-W**	**LR60-BL**
66″	1676	2.7	1.2	0.9	**LR66-R**	**LR66-W**	**LR66-BL**
72″	1829	2.9	1.3	1.0	**LR72-R**	**LR72-W**	**LR72-BL**

100 Industrial Boulevard, Clayton, DE 19938-8903 U.S.A.
Phone: 800-441-8440 or 302-653-3000. Fax: 302-653-2065
http://www.eaglegrp.com

EAGLE GROUP
Profit from the Eagle Advantage®

Hooks

see spec sheet **EG01.34B**

These snap-on hooks are heavy-gauge mild steel.

length x width x height in.	mm	weight lbs.	kg	cu ft	description	chrome model #	black model #
1¼″ x 4¼″ x ⅜″	32 x 108 x 10	0.3	0.1	0.1	small snap hook	SH-C	SH-BL
2¼″ x 4¼″ x ⅜″	57 x 108 x 10	0.3	0.1	0.1	large snap hook	LH-C	LH-BL
2¼″ x 4¼″ x ⅜″	57 x 108 x 10	0.3	0.1	0.1	large double hook	LDH-C	LDH-BL



small snap hook



large snap hook



large double snap hook

Front Case Merchandise Shelving

see product announcement **EG8105**



patented QuadTruss® design
(Patent #5,390,803)

- 14″ *(356mm)* standard height.
- Set of four split sleeves per shelf.

Note: To order unit with decorative casters, add suffix **"-DC"** to model number **(example: FCM1448V-DC)**.
To order unit with 18″ *(457mm)*-high posts, add suffix **"-18"** to model number **(example: HDFCM1424C-18).**
Contact factory for pricing.

Units with 12″ *(305mm)*-wide Cantilever Overshelf

	length in.	mm	chrome model #	black model #	red model #	VALU-MASTER® model #	Valu-Gard® model #	white model #
14″ width *(356mm)*	24″	610	FCM1424C	FCM1424BL	FCM1424R	FCM1424V	FCM1424VG	FCM1424W
	30″	762	FCM1430C	FCM1430BL	FCM1430R	FCM1430V	FCM1430VG	FCM1430W
	36″	914	FCM1436C	FCM1436BL	FCM1436R	FCM1436V	FCM1436VG	FCM1436W
	42″	1067	FCM1442C	FCM1442BL	FCM1442R	FCM1442V	FCM1442VG	FCM1442W
	48″	1219	FCM1448C	FCM1448BL	FCM1448R	FCM1448V	FCM1448VG	FCM1448W
	54″	1372	FCM1454C	FCM1454BL	FCM1454R	FCM1454V	FCM1454VG	FCM1454W
	60″	1524	FCM1460C	FCM1460BL	FCM1460R	FCM1460V	FCM1460VG	FCM1460W

Units with Two Standard Shelves

	length in.	mm	chrome model #	black model #	red model #	VALU-MASTER® model #	Valu-Gard® model #	white model #
14″ width *(356mm)*	24″	610	HDFCM1424C	HDFCM1424BL	HDFCM1424R	HDFCM1424V	HDFCM1424VG	HDFCM1424W
	30″	762	HDFCM1430C	HDFCM1430BL	HDFCM1430R	HDFCM1430V	HDFCM1430VG	HDFCM1430W
	36″	914	HDFCM1436C	HDFCM1436BL	HDFCM1436R	HDFCM1436V	HDFCM1436VG	HDFCM1436W
	42″	1067	HDFCM1442C	HDFCM1442BL	HDFCM1442R	HDFCM1442V	HDFCM1442VG	HDFCM1442W
	48″	1219	HDFCM1448C	HDFCM1448BL	HDFCM1448R	HDFCM1448V	HDFCM1448VG	HDFCM1448W
	54″	1372	HDFCM1454C	HDFCM1454BL	HDFCM1454R	HDFCM1454V	HDFCM1454VG	HDFCM1454W
	60″	1524	HDFCM1460C	HDFCM1460BL	HDFCM1460R	HDFCM1460V	HDFCM1460VG	HDFCM1460W

Soft Goods Display

see product announcement **EG8084**



shown with optional hooks

INCLUDES:

- Standard adjustable feet.
- Standard color is red.
- Three shelves.
- Display arm.
- Two hanger rails.
- Two etagere tops used for signage.

Note: Options include the finish of your choice *(see page 65 for custom colors and suffix codes)*, additional shelves and hooks, hanger tube, and decorative casters.

height	width	length in.	mm	weight lbs.	kg	cubic feet	model #
64″ *(1626mm)*	24″ *(610mm)*	24″	610	49	22.2	3	SDG2424R

Retail Display Workstation

see product announcement **EG8082**



retail display workstation shown with optional accessories

Available accessories:
- Hanger rails
- Display arms
- Ledges
- Dividers
- Wire grids panels
- Display hooks

Available options:
- Additional wood tabletop choices.
- Laminate top in lieu of wood.
- Your custom logo displayed on wood caps.
- European-style corners on wood caps.

CONSULT FACTORY.

FEATURES:
- 63″ *(1600mm)* high freestanding rear shelf unit.
- 34″ *(864mm)* high table, both capped with a hardwood finish.

SHELVES FEATURES:
- Four 14″ *(356mm)* wide chrome shelves and posts.

TABLE FEATURES:
- Two 18″ *(457mm)* wide chrome wire undershelves and posts.

width	length in.	length mm	weight lbs.	weight kg	cu ft	model #
36″ *(914mm)*	50″	1270	110	49.9	6	**RDW48CB**

Hardwood Top Wine Cart

see spec sheet **EG01.48**



patented QuadTruss® design
(Patent #5,390,803)

Patented QuadTruss® Design
makes shelves up to 25% stronger and provides a retaining ledge for increased strength and product retention.

INCLUDES:
- 1¾″ *(45mm)* thick hardwood butcher block top.
- Two chrome wine racks that can hold up to 18 bottles of wine.
- Chrome wire shelf for storage.

Smooth rolling casters for easy mobility.

width	length in.	length mm	weight lbs.	weight kg	cu ft	model #
18″ *(457mm)*	40″	1016	69	31.3	7.7	**WR1840C**

Hardwood Top Demo Carts

see product announcement **EG8181**



INCLUDES:
- 1¾″ *(45mm)* thick hardwood butcher block top.
- Two wire undershelves, Valu-Master® gray finish.
- 5″ *(127mm)*-diameter decorative casters with donut bumpers.

Note: Available accessories include laminate top in lieu of wood, wire basket, and utility hooks.

Options include the finish of your choice *(see page 65 for custom colors and suffix codes)*.

height	width	length in.	length mm	weight lbs.	weight kg	cubic feet	model #
34″ *(864mm)*	**24″** *(610mm)*	36″	914	61	27.7	4.0	**DC2436V**
		48″	1219	73	33.1	5.0	**DC2448V**
		60″	1524	91	41.3	6.0	**DC2460V**

100 Industrial Boulevard, Clayton, DE 19938-8903 U.S.A.
Phone: 800-441-8440 or 302-653-3000. Fax: 302-653-2065
http://www.eaglegrp.com

EAGLE GROUP
Profit from the Eagle Advantage®

Pot / Pan Rack

see product announcement **EG8085**



pot/pan rack shown with additional bracket

Designed for displaying items such as cookware, while allowing plenty of tabletop room for other display.

FEATURES:

- 33″ *(838mm)* high.
- Chrome plated.
- Overall bracket length is 10″ *(254mm)*.
- Base is screwed into bottom of post.
- Entire assembly screws onto tabletop.
- Threaded stud welded into middle of 12″ *(305mm)* square heavy gauge mild steel base.
- Three display brackets with 8″ *(203mm)* hexagon pad welded onto each bracket.

Note: Options include the finish of your choice *(see page 65 for custom colors and suffix codes)*, specified post height and additional brackets.

width	length in.	length mm	weight lbs.	weight kg	cu ft	model #
12″ *(305mm)*	12″	305	15	6.8	1.2	**A210115**

Optional Freestanding Base for Pot / Pan Rack

- Chrome.
- 22″ x 30″ *(559 x 762mm)*.
- Available as an option to mounting.

model #
A210109



Additional Bracket for Pot / Pan Rack

- Chrome.

model #
A210075



Secure Display Merchandiser

see product announcement **EG8083**



secure display merchandiser shown with optional accessories

FEATURES:

- Posts and shelves are chrome plated.
- Mylar inlay for top shelf.
- Four 2⅜″ *(60mm)* decorative casters.

(•) MTS *(made to stock)* / ( ) MTO *(made to order)*

height	width	length in.	length mm	weight lbs.	weight kg	cubic feet	model #
40″ *(1016mm)*	**14″ *(356mm)***	36″	914	90	40.8	9	**SDM1436C**

Options for Secure Display Merchandiser

description	model #
center wire shelf	**A1436C •**
polymer top	**SDM1436C-P**
natural wood top	**SDM1436C-W**
laminated top	**SDM1436C-L**
wall grid panel / sign holder	**SDMB36-C**

STAND-OUTS™ Gondola Wire Shelving

see spec sheet **EG01.33**

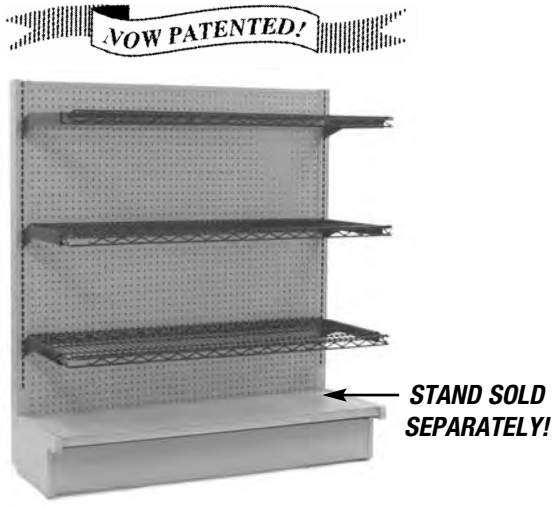

FEATURES:

- Use on all major shelving fixtures *(see "Manufacturers' ID numbers" box).*
- Pair of shelf brackets notched to securely hold the display shelf in place. Brackets can be positioned horizontally or slanted.
- Available in 3´ and 4´ *(914 and 1219mm)* lengths.
- Available in 18˝, 21˝, and 24˝ *(457, 533, and 508mm)* depths.
- Choose from custom and standard colors.

Manufacturers' ID numbers	
1-Kent	4-Madix/Lozier
2-Universal Nolin	5-Royston
3-Streater	6-PermaSteel

Steps to follow when ordering:

1) **Determine decorative color of gondola shelf.** For standard colors, refer to chart *(below).* For custom colors, add suffix below to the desired model number when ordering:

BM *(black matte)*, **L** *(lilac)*, **M** *(maroon)*,
SV *(silver vein)*, **SA** *(sapphire)*, **SG** *(smoked glass)*,
T *(teal)*, **GV** *(gold vein)*, **CV** *(copper vein)*, **RU** *(ruby)*
Call factory for pricing.

2) **Determine correct brackets.** Refer to the **"Manufacturers' ID numbers"** table *(left)* and add the corresponding ID number to the end of the desired gondola shelf model number when ordering. **Example: Model #HG1836BL-3** indicates an 18˝ x 36˝ *(457 x 914mm)* gondola shelf with black epoxy finish and brackets that fit a gondola made by Streater.

Gondola Shelves - Patent # 6,345,795

- Price includes shelf with standard color and pair of shelf brackets.

	length		weight		cu	chrome	red	white	black
	in.	mm	lbs.	kg	ft	model #	model #	model #	model #
18˝ width	36˝	914	12	5.8	0.7	**HG1836C**	**HG1836R**	**HG1836W**	**HG1836BL**
(457mm)	48˝	1219	15	6.8	0.9	**HG1848C**	**HG1848R**	**HG1848W**	**HG1848BL**
21˝ width	36˝	914	14	6.4	0.8	**HG2136C**	**HG2136R**	**HG2136W**	**HG2136BL**
(533mm)	48˝	1219	17	7.7	1.1	**HG2148C**	**HG2148R**	**HG2148W**	**HG2148BL**
24˝ width	36˝	914	16	7.3	0.8	**HG2436C**	**HG2436R**	**HG2436W**	**HG2436BL**
(610mm)	48˝	1219	19	8.6	1.2	**HG2448C**	**HG2448R**	**HG2448W**	**HG2448BL**



gondola shelf and bracket

Replacement Brackets - Patent # D 435,787

- Sold in pairs.
- Order replacement brackets to utilize standard shelves in different gondola systems.

length		weight		cu	Kent	U. Nolin	Streater	Madix/Lozier	Royston	PermaSteel
in.	mm	lbs.	kg	ft	model #	model #	model #	model #	model #	model #
18˝	457	4.8	2.2	1.0	**HGK18**	**HGU18**	**HGS18**	**HGML18**	**HGR18**	**HGP18**
21˝	533	5.3	2.4	1.0	**HGK21**	**HGU21**	**HGS21**	**HGML21**	**HGR21**	**HGP21**
24˝	610	5.8	2.6	1.0	**HGK24**	**HGU24**	**HGS24**	**HGML24**	**HGR24**	**HGP24**

Wall Standards

- Use for mounting directly to walls instead of gondolas, if desired.
- Sold and priced individually.
- 12 gauge zinc plated mild steel.

Note: Shelving used only with Universal Nolin *(suffix **"-2"**)* will fit wall standards.

height		weight		cu	
in.	mm	lbs.	kg	ft	model #
24˝	610	3.0	1.4	0.1	**NUR24**
36˝	914	4.5	2.0	0.1	**NUR36**
48˝	1219	6.0	2.7	0.1	**NUR48**



wall standard shown with Universal Nolin gondola bracket

100 Industrial Boulevard, Clayton, DE 19938-8903 U.S.A.
Phone: 800-441-8440 or 302-653-3000. Fax: 302-653-2065
http://www.eaglegrp.com

EAGLE GROUP
Profit from the Eagle Advantage®

Freestanding Gondola Inset Adjustable Wire Shelving (NSF)

see spec sheet EG01.32

FEATURES:

- These units can stand side-by-side on gondolas without size interference, giving shelf contents a cleaner, more efficient appearance.

Note: For posts, collars and split sleeves see page 74.

Two Wire Shelves *(top and bottom)*

Featuring patented QuadTruss® Design, making shelves up to 25% stronger. Shelves consist of a top mat assembly using 10 gauge mat wires spaced on ⅞″ *(22mm)* centers and welded to full length 6 gauge serpentine trusses.



patented QuadTruss® design

(Patent #5,390,803)

Two Add-A-Shelf® Center Shelves

300 lb. *(136.1 kg)* capacity. Shelves can be added or removed without disassembling the entire shelf unit. Add-A-Shelf® Reverse Mat Shelves, featuring a built-in ledge, available as an alternative. *See below.*

STAND SOLD SEPARATELY!

gondola inset adjustable wire shelving unit used with gondola



Gondola Inset Wire Shelves*

	length		weight		EAGLEbrite®	chrome	black	red	white
	in.	mm	lb.	kg	model #	model #	model #	model #	model #
14″ width	35½″	902	8	3.6	G1436Z	G1436C	G1436BL	G1436R	G1436W
(356mm)	47½″	1207	10	4.5	G1448Z	G1448C	G1448BL	G1448R	G1448W
18″ width	35½″	902	9	4.1	G1836Z	G1836C	G1836BL	G1836R	G1836W
(457mm)	47½″	1207	12	5.5	G1848Z	G1848C	G1848BL	G1848R	G1848W
21″ width	35½″	902	11	5.0	G2136Z	G2136C	G2136BL	G2136R	G2136W
(533mm)	47½″	1207	14	6.4	G2148Z	G2148C	G2148BL	G2148R	G2148W
24″ width	35½″	902	13	5.9	G2436Z	G2436C	G2436BL	G2436R	G2436W
(610mm)	47½″	1207	16	7.3	G2448Z	G2448C	G2448BL	G2448R	G2448W

*These shelves are designed specifically for use with gondolas. They are ½″ *(13mm)* shorter than our regular wire shelving *(see page 6)*.

Add-A-Shelf® for Gondola Inset Wire Shelving - Patented # 5,884,567





					Add-A-Shelf® Shelves					Add-A-Shelf® Reverse Mat Shelves				
	length**		weight		EAGLEbrite®	chrome	black	red	white	EAGLEbrite®	chrome	black	red	white
	in.	mm	lb.	kg	model #	model #	model #	model #	model #	model #	model #	model #	model #	model #
14″ width	36″	914	8	3.6	A1436Z	A1436C	A1436BL	A1436R	A1436W	D1436Z	D1436C	D1436BL	D1436R	D1436W
(356mm)	48″	1219	10	4.5	A1448Z	A1448C	A1448BL	A1448R	A1448W	D1448Z	D1448C	D1448BL	D1448R	D1448W
18″ width	36″	914	9	4.1	A1836Z	A1836C	A1836BL	A1836R	A1836W	D1836Z	D1836C	D1836BL	D1836R	D1836W
(457mm)	48″	1219	12	5.5	A1848Z	A1848C	A1848BL	A1848R	A1848W	D1848Z	D1848C	D1848BL	D1848R	D1848W
21″ width	36″	914	11	5.0	A2136Z	A2136C	A2136BL	A2136R	A2136W	D2136Z	D2136C	D2136BL	D2136R	D2136W
(533mm)	48″	1219	14	6.4	A2148Z	A2148C	A2148BL	A2148R	A2148W	D2148Z	D2148C	D2148BL	D2148R	D2148W
24″ width	36″	914	13	5.9	A2436Z	A2436C	A2436BL	A2436R	A2436W	D2436Z	D2436C	D2436BL	D2436R	D2436W
(610mm)	48″	1219	16	7.3	A2448Z	A2448C	A2448BL	A2448R	A2448W	D2448Z	D2448C	D2448BL	D2448R	D2448W

** Dimensions are nominal

Posts for Gondola Inset Wire Shelving

see spec sheet **EG01.32**

(•) MTS *(made to stock)* / ( ) MTO *(made to order)*



Patented
 # D 395,000

Add-A-Shelf® Collar
allows addition or removal of shelf without disassembling the entire unit.

model #	list
A208891	15

- Packed four per bag.
  Quantity of four included with each shelf.

posts

Split Sleeves

description	model #	list
plastic split sleeves for all shelves, set of four	PLASTIC SPLIT SLEEVES	5



height in.	height mm	weight lb.	weight kg	EAGLEbrite® model #	chrome model #	black model #	red model #	white model #
14″	356	1.0	0.5	P14-Z •	P14-C •	P14-BL•	P14-R	P14-W
33″	838	2.0	0.9	P33-Z •	P33-C •	P33-BL•	P33-R	P33-W
54″	1372	3.0	1.4	P54-Z •	P54-C •	P54-BL•	P54-R	P54-W
63″	1600	3.5	1.6	P63-Z •	P63-C •	P63-BL•	P63-R	P63-W
74″	1880	4.0	1.8	P74-Z •	P74-C •	P74-BL•	P74-R	P74-W
86″	2184	5.0	2.3	P86-Z •	P86-C •	P86-BL•	P86-R	P86-W

Wire Display Shelving (NSF)

see spec sheet **EG01.21**



STAND SOLD SEPARATELY!

MasterSeal® coating for improved rust protection.

Manufacturers' ID numbers	
1-Kent	4-Madix/Lozier
2-Universal Nolin	5-Royston
3-Streater	6-PermaSteel

WEIGHT CAPACITY:

- Heavy-duty shelves can hold up to 40 lbs. *(18 kg)* per linear foot.

FEATURES:

- EAGLEbrite® zinc finish with MasterSeal® coating.
- Used primarily for gondolas.
- Designed for use on all major shelving fixtures such as Kent, Madix/Lozier, Royston, Streater, Universal Nolin, and PermaSteel.
- One-piece shelf bracket, tier notched to securely hold the display shelf in place.
- Brackets can be positioned horizontally or slanted.
- Shelving can be displayed using the 1″ or 3″ *(25 or 76mm)* integral fence by simply rotating the shelf 180°.
- Available in 3´ and 4´ *(914 and 1219mm)* lengths.

	width in.	width mm	weight lbs.	weight kg	cu ft	model #
36″ length (914mm)	10″	254	10	4.5	0.5	81036
	12″	309	11	5.0	0.7	81236
	14″	356	11	5.0	0.7	81436
	16″	406	12	5.5	0.7	81636
	18″	457	12	5.5	0.7	81836
	20″	508	13	5.9	0.7	82036
48″ length (1219mm)	10″	254	12	5.5	0.7	81048
	12″	309	13	5.9	0.7	81248
	14″	356	14	6.4	0.9	81448
	16″	406	15	6.8	0.9	81648
	18″	457	16	7.3	1.1	81848
	20″	508	17	7.7	1.1	82048

Note: Price includes shelf & brackets.

Steps to follow when ordering:

1) Find your shelving system supplier in **"Manufacturers' ID Numbers"** table at middle of this page.
2) **Determine correct brackets.** Add the corresponding ID number to the end of the desired display shelf model number when ordering. **Example: Model #810365** indicates a 10″ x 36″ *(254 x 914mm)* display shelf with brackets that fit a shelving fixture made by Royston.

100 Industrial Boulevard, Clayton, DE 19938-8903 U.S.A.
Phone: 800-441-8440 or 302-653-3000. Fax: 302-653-2065
http://www.eaglegrp.com

EAGLE GROUP
Profit from the Eagle Advantage®

Wire Display Shelving Accessories

see spec sheet **EG01.21**



wall standard shown with display shelf and Universal Nolin bracket

Quality... Value... Reliability! — *Service for over 60 years.*

Replacement Brackets

- Sold in pairs.
- Order replacement brackets to utilize standard shelves in different gondola systems.

length		weight		cu	Kent	U. Nolin	Streater	Madix/Lozier	Royston	PermaSteel
in.	mm	lbs.	kg	ft	model #	model #	model #	model #	model #	model #
10″	254	2.6	1.2	0.6	**K10**	**U10**	**S10**	**ML10**	**R10**	**P10**
12″	309	3.2	1.5	0.6	**K12**	**U12**	**S12**	**ML12**	**R12**	**P12**
14″	356	3.7	1.7	0.6	**K14**	**U14**	**S14**	**ML14**	**R14**	**P14**
16″	406	4.3	2.0	0.6	**K16**	**U16**	**S16**	**ML16**	**R16**	**P16**
18″	457	4.8	2.2	0.6	**K18**	**U18**	**S18**	**ML18**	**R18**	**P18**
20″	508	5.3	2.4	0.6	**K20**	**U20**	**S20**	**ML20**	**R20**	**P20**

Dividers / Ends

length		weight		cu	
in.	mm	lbs.	kg	ft	model #
10″	254	0.5	0.2	0.3	**D10**
12″	309	0.6	0.3	0.4	**D12**
14″	356	0.7	0.3	0.4	**D14**
16″	406	0.8	0.4	0.7	**D16**
18″	457	0.9	0.4	0.7	**D18**
20″	508	1.0	0.5	1.0	**D20**



Wall Standards

- Use for mounting directly to walls.
- Sold and priced individually.
- Order shelving with ID #2 *(Universal Nolin – see chart below)* for use with wall standards.

height		weight		cu	
in.	mm	lbs.	kg	ft	model #
24″	610	3.0	1.4	0.1	**NUR24**
36″	914	4.5	2.0	0.1	**NUR36**
48″	1219	6.0	2.7	0.1	**NUR48**

Manufacturers' I.D. Numbers

Match your bracket to one of these drawings to determine manufacturer's I.D. number.

(**Note:** Bracket diagrams are not to scale - for reference purposes only)

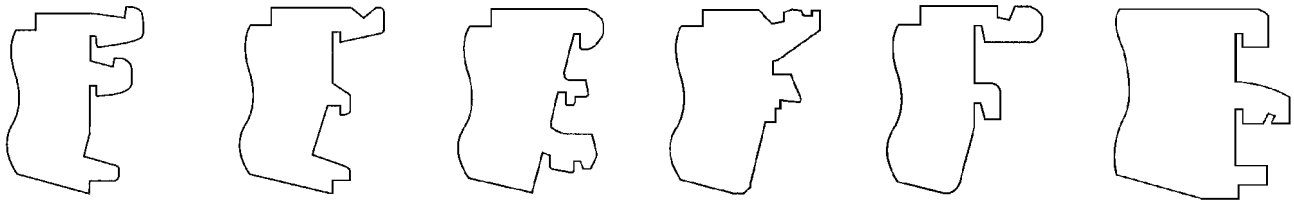

❶ - Kent ❷ - Universal Nolin ❸- Streater ❹ - Madix/Lozier ❺ - Royston ❻ - PermaSteel

Quik-Set® Flat Solid Shelves NSF

see spec sheet **EG01.23**



FEATURES:

- Heavy duty.
- All sides of shelves are constructed with a 2″ *(51mm)* downturn and marine edge.
- Each corner is fitted with a heavy-duty aluminum casting to accept a split sleeve.
- No tools are required for assembly.

Stainless Steel

	length		cu	14 gauge weight			16 gauge weight		
	in.	mm	ft	lb.	kg	model #	lb.	kg	model #
18″ width *(457mm)*	36″	914	0.8	24	10.9	**SHDS1836SF**	19	8.6	**HDS1836SF**
	42″	1067	0.9	26	11.8	**SHDS1842SF**	21	9.5	**HDS1842SF**
	48″	1219	1.0	29	13.2	**SHDS1848SF**	24	10.9	**HDS1848SF**
	54″	1372	1.1	33	15.0	**SHDS1854SF**	27	12.2	**HDS1854SF**
	60″	1524	1.3	36	16.3	**SHDS1860SF**	29	13.2	**HDS1860SF**
24″ width *(610mm)*	36″	914	1.0	35	15.9	**SHDS2436SF**	28	12.7	**HDS2436SF**
	42″	1067	1.2	39	17.6	**SHDS2442SF**	32	14.5	**HDS2442SF**
	48″	1219	1.3	43	19.5	**SHDS2448SF**	36	16.3	**HDS2448SF**
	54″	1372	1.5	48	21.8	**SHDS2454SF**	41	18.6	**HDS2454SF**
	60″	1524	1.7	55	24.9	**SHDS2460SF**	47	21.3	**HDS2460SF**

VALU-MASTER® Gray Epoxy

	length		cu	14 gauge weight			16 gauge weight		
	in.	mm	ft	lb.	kg	model #	lb.	kg	model #
18″ width *(457mm)*	36″	914	0.8	24	10.9	**SHDS1836VF**	19	8.6	**HDS1836VF**
	42″	1067	0.9	26	11.8	**SHDS1842VF**	21	9.5	**HDS1842VF**
	48″	1219	1.0	29	13.2	**SHDS1848VF**	24	10.9	**HDS1848VF**
	54″	1372	1.1	33	15.0	**SHDS1854VF**	27	12.2	**HDS1854VF**
	60″	1524	1.3	36	16.3	**SHDS1860VF**	29	13.2	**HDS1860VF**
24″ width *(610mm)*	36″	914	1.0	35	15.9	**SHDS2436VF**	28	12.7	**HDS2436VF**
	42″	1067	1.2	39	17.6	**SHDS2442VF**	32	14.5	**HDS2442VF**
	48″	1219	1.3	43	19.5	**SHDS2448VF**	36	16.3	**HDS2448VF**
	54″	1372	1.5	48	21.8	**SHDS2454VF**	41	18.6	**HDS2454VF**
	60″	1524	1.7	55	24.9	**SHDS2460VF**	47	21.3	**HDS2460VF**

Valu-Gard® Green Epoxy

	length		cu	14 gauge weight			16 gauge weight		
	in.	mm	ft	lb.	kg	model #	lb.	kg	model #
18″ width *(457mm)*	36″	914	0.8	24	10.9	**SHDS1836VGF**	19	8.6	**HDS1836VGF**
	42″	1067	0.9	26	11.8	**SHDS1842VGF**	21	9.5	**HDS1842VGF**
	48″	1219	1.0	29	13.2	**SHDS1848VGF**	24	10.9	**HDS1848VGF**
	54″	1372	1.1	33	15.0	**SHDS1854VGF**	27	12.2	**HDS1854VGF**
	60″	1524	1.3	36	16.3	**SHDS1860VGF**	29	13.2	**HDS1860VGF**
24″ width *(610mm)*	36″	914	1.0	35	15.9	**SHDS2436VGF**	28	12.7	**HDS2436VGF**
	42″	1067	1.2	39	17.6	**SHDS2442VGF**	32	14.5	**HDS2442VGF**
	48″	1219	1.3	43	19.5	**SHDS2448VGF**	36	16.3	**HDS2448VGF**
	54″	1372	1.5	48	21.8	**SHDS2454VGF**	41	18.6	**HDS2454VGF**
	60″	1524	1.7	55	24.9	**SHDS2460VGF**	47	21.3	**HDS2460VGF**

100 Industrial Boulevard, Clayton, DE 19938-8903 U.S.A.
Phone: 800-441-8440 or 302-653-3000. Fax: 302-653-2065
http://www.eaglegrp.com

EAGLE GROUP
Profit from the Eagle Advantage®

Quik-Set® Embossed Solid Shelves (NSF)

see spec sheet **EG01.23**



FEATURES:

- Heavy duty.
- Constructed with a 2″ *(51mm)* downturn and marine edge.
- Each corner is fitted with a heavy-duty aluminum casting to accept a split sleeve.
- Top of shelf is die stamped with a 1″ *(25mm)* diameter drawn impression to provide a raised area for air circulation.
- Each emboss is on 3″ *(76mm)* centers for the width and 3″ *(76mm)* centers for the length.

Stainless Steel

	length		cu	14 gauge weight			16 gauge weight		
	in.	mm	ft	lb.	kg	model #	lb.	kg	model #
18″ width *(457mm)*	36″	914	0.8	24	10.9	**SHDS1836SE**	19	8.6	**HDS1836SE**
	42″	1067	0.9	26	11.8	**SHDS1842SE**	21	9.5	**HDS1842SE**
	48″	1219	1.0	29	13.2	**SHDS1848SE**	24	10.9	**HDS1848SE**
	54″	1372	1.1	33	15.0	**SHDS1854SE**	27	12.2	**HDS1854SE**
	60″	1524	1.3	36	16.3	**SHDS1860SE**	29	13.2	**HDS1860SE**
24″ width *(610mm)*	36″	914	1.0	35	15.9	**SHDS2436SE**	28	12.7	**HDS2436SE**
	42″	1067	1.2	39	17.6	**SHDS2442SE**	32	14.5	**HDS2442SE**
	48″	1219	1.3	43	19.5	**SHDS2448SE**	36	16.3	**HDS2448SE**
	54″	1372	1.5	48	21.8	**SHDS2454SE**	41	18.6	**HDS2454SE**
	60″	1524	1.7	55	24.9	**SHDS2460SE**	47	21.3	**HDS2460SE**

VALU-MASTER® Gray Epoxy

	length		cu	14 gauge weight			16 gauge weight		
	in.	mm	ft	lb.	kg	model #	lb.	kg	model #
18″ width *(457mm)*	36″	914	0.8	24	10.9	**SHDS1836VE**	19	8.6	**HDS1836VE**
	42″	1067	0.9	26	11.8	**SHDS1842VE**	21	9.5	**HDS1842VE**
	48″	1219	1.0	29	13.2	**SHDS1848VE**	24	10.9	**HDS1848VE**
	54″	1372	1.1	33	15.0	**SHDS1854VE**	27	12.2	**HDS1854VE**
	60″	1524	1.3	36	16.3	**SHDS1860VE**	29	13.2	**HDS1860VE**
24″ width *(610mm)*	36″	914	1.0	35	15.9	**SHDS2436VE**	28	12.7	**HDS2436VE**
	42″	1067	1.2	39	17.6	**SHDS2442VE**	32	14.5	**HDS2442VE**
	48″	1219	1.3	43	19.5	**SHDS2448VE**	36	16.3	**HDS2448VE**
	54″	1372	1.5	48	21.8	**SHDS2454VE**	41	18.6	**HDS2454VE**
	60″	1524	1.7	55	24.9	**SHDS2460VE**	47	21.3	**HDS2460VE**

Valu-Gard® Green Epoxy

	length		cu	14 gauge weight			16 gauge weight		
	in.	mm	ft	lb.	kg	model #	lb.	kg	model #
18″ width *(457mm)*	36″	914	0.8	24	10.9	**SHDS1836VGE**	19	8.6	**HDS1836VGE**
	42″	1067	0.9	26	11.8	**SHDS1842VGE**	21	9.5	**HDS1842VGE**
	48″	1219	1.0	29	13.2	**SHDS1848VGE**	24	10.9	**HDS1848VGE**
	54″	1372	1.1	33	15.0	**SHDS1854VGE**	27	12.2	**HDS1854VGE**
	60″	1524	1.3	36	16.3	**SHDS1860VGE**	29	13.2	**HDS1860VGE**
24″ width *(610mm)*	36″	914	1.0	35	15.9	**SHDS2436VGE**	28	12.7	**HDS2436VGE**
	42″	1067	1.2	39	17.6	**SHDS2442VGE**	32	14.5	**HDS2442VGE**
	48″	1219	1.3	43	19.5	**SHDS2448VGE**	36	16.3	**HDS2448VGE**
	54″	1372	1.5	48	21.8	**SHDS2454VGE**	41	18.6	**HDS2454VGE**
	60″	1524	1.7	55	24.9	**SHDS2460VGE**	47	21.3	**HDS2460VGE**

Quik-Set® Louvered Solid Shelves (NSF)

see spec sheet **EG01.23**



FEATURES:

- Heavy duty.
- Shelves are constructed with a 2″ *(51mm)* downturn and marine edge.
- Each corner is fitted with a heavy-duty aluminum casting to accept a split sleeve.
- Top of shelf is die stamped with a 2¾″ x ½″ *(70 x 13mm)* opening with a 1/16″ *(2mm)* drawn depression around the opening to provide reinforcement.
- Each opening is on 3″ *(76mm)* centers for the width and 3″ *(76mm)* centers for the length.

Stainless Steel

	length		cu	14 gauge weight			16 gauge weight		
	in.	mm	ft	lb.	kg	model #	lb.	kg	model #
18″ width *(457mm)*	36″	914	0.8	24	10.9	**SHDS1836SL**	17	7.7	**HDS1836SL**
	42″	1067	0.9	26	11.8	**SHDS1842SL**	19	8.6	**HDS1842SL**
	48″	1219	1.0	29	13.2	**SHDS1848SL**	22	10.0	**HDS1848SL**
	54″	1372	1.1	33	15.0	**SHDS1854SL**	25	11.3	**HDS1854SL**
	60″	1524	1.3	36	16.3	**SHDS1860SL**	27	12.2	**HDS1860SL**
24″ width *(610mm)*	36″	914	1.0	35	15.9	**SHDS2436SL**	26	11.8	**HDS2436SL**
	42″	1067	1.2	39	17.6	**SHDS2442SL**	30	13.6	**HDS2442SL**
	48″	1219	1.3	43	19.5	**SHDS2448SL**	34	15.4	**HDS2448SL**
	54″	1372	1.5	48	21.8	**SHDS2454SL**	39	17.6	**HDS2454SL**
	60″	1524	1.7	55	24.9	**SHDS2460SL**	45	20.4	**HDS2460SL**

VALU-MASTER® Gray Epoxy

	length		cu	14 gauge weight			16 gauge weight		
	in.	mm	ft	lb.	kg	model #	lb.	kg	model #
18″ width *(457mm)*	36″	914	0.8	22	10.4	**SHDS1836VL**	17	7.7	**HDS1836VL**
	42″	1067	0.9	24	10.9	**SHDS1842VL**	19	8.6	**HDS1842VL**
	48″	1219	1.0	27	12.2	**SHDS1848VL**	22	10.0	**HDS1848VL**
	54″	1372	1.1	31	14.5	**SHDS1854VL**	25	11.3	**HDS1854VL**
	60″	1524	1.3	34	15.4	**SHDS1860VL**	27	12.2	**HDS1860VL**
24″ width *(610mm)*	36″	914	1.0	33	15.0	**SHDS2436VL**	26	11.8	**HDS2436VL**
	42″	1067	1.2	37	16.8	**SHDS2442VL**	30	13.6	**HDS2442VL**
	48″	1219	1.3	41	18.6	**SHDS2448VL**	34	15.4	**HDS2448VL**
	54″	1372	1.5	47	21.3	**SHDS2454VL**	39	17.6	**HDS2454VL**
	60″	1524	1.7	53	24.0	**SHDS2460VL**	45	20.4	**HDS2460VL**

Valu-Gard® Green Epoxy

	length		cu	14 gauge weight			16 gauge weight		
	in.	mm	ft	lb.	kg	model #	lb.	kg	model #
18″ width *(457mm)*	36″	914	0.8	22	10.4	**SHDS1836VGL**	17	7.7	**HDS1836VGL**
	42″	1067	0.9	24	10.9	**SHDS1842VGL**	19	8.6	**HDS1842VGL**
	48″	1219	1.0	27	12.2	**SHDS1848VGL**	22	10.0	**HDS1848VGL**
	54″	1372	1.1	31	14.5	**SHDS1854VGL**	25	11.3	**HDS1854VGL**
	60″	1524	1.3	34	15.4	**SHDS1860VGL**	27	12.2	**HDS1860VGL**
24″ width *(610mm)*	36″	914	1.0	33	15.0	**SHDS2436VGL**	26	11.8	**HDS2436VGL**
	42″	1067	1.2	37	16.8	**SHDS2442VGL**	30	13.6	**HDS2442VGL**
	48″	1219	1.3	41	18.6	**SHDS2448VGL**	34	15.4	**HDS2448VGL**
	54″	1372	1.5	47	21.3	**SHDS2454VGL**	39	17.6	**HDS2454VGL**
	60″	1524	1.7	53	24.0	**SHDS2460VGL**	45	20.4	**HDS2460VGL**

100 Industrial Boulevard, Clayton, DE 19938-8903 U.S.A.
Phone: 800-441-8440 or 302-653-3000. Fax: 302-653-2065
http://www.eaglegrp.com

EAGLE GROUP
Profit from the Eagle Advantage®

Quik-Set® Solid Shelving Accessories (NSF)

see spec sheet **EG01.23A**

Posts

- 1⅝″ *(42mm)* diameter.
- Grooved in 2″ *(51mm)* increments.

height		weight		cubic	stainless steel
in.	mm	lb.	kg	feet	model #
14″	356	1.0	0.5	0.2	**HDSP14-S**
33″	838	2.0	0.9	0.2	**HDSP33-S**
54″	1372	3.0	1.4	0.2	**HDSP54-S**
63″	1600	3.5	1.8	0.2	**HDSP63-S**
74″	1880	4.0	1.8	0.2	**HDSP74-S**



Caster Posts

- 1⅝″ *(42mm)* diameter.
- Grooved in 2″ *(51mm)* increments.

height		weight		cubic	stainless steel
in.	mm	lb.	kg	feet	model #
14″	356	1.0	0.5	0.2	**HDSCP14-S**
33″	838	2.0	0.9	0.2	**HDSCP33-S**
54″	1372	3.0	1.4	0.2	**HDSCP54-S**
63″	1600	3.5	1.8	0.2	**HDSCP63-S**
74″	1880	4.0	1.8	0.2	**HDSCP74-S**

Adjustable Foot

- Adjust from minimum height of 1½″ to ma height of 2½″ *(38 to 64mm)*.



weight		
lb.	kg	model #
0.25	0.1	**301036**

Post Cap

- Black plastic cap fits inside 1⅝″ *(32mm)* diameter post.



weight		
lb.	kg	model #
0.25	0.1	**330010**

Casters (NSF)

see spec sheet **EG01.23A**

FEATURES:
- 5″ *(127mm)* diameter.
- Set of four *(two swivel, two with brake)*.



(•) MTS *(made to stock)* / ( ) MTO *(made to order)*

Polymer Cart Washable with Polymer Tread

weight capacity per caster		
lbs.	kg	model #
250	113.4	**CAHW4-SB •**

Zinc with Poly Tread

weight capacity per caster		
lbs.	kg	model #
250	113.4	**CAHP4-SB •**

SPEC-MASTER® Quik-Set® Pot & Pan Racks with Embossed Shelves

see spec sheet **EG01.23B**



SHELVES FEATURE:

- 69″ *(1753mm)* overall height.
- 2″ *(51mm)* downturn and marine edge.
- Top of shelf is die stamped with a 1″ *(25mm)* diameter drawn impression to provide a raised area for air circulation.
- Each emboss is on 3″ *(76mm)* centers for the width and length.
- Each shelf corner is fitted with a heavy duty aluminum casting to accept a split sleeve.
- No tools required for assembly.

POST FEATURE:

- Offered in 14-gauge or 16-gauge stainless steel.
- 1⅝″ *(41mm)* diameter posts are grooved and numbered in 2″ *(51mm)* increments to ensure easy leveling and quick adjustments, and fitted with 5″ *(127mm)* diameter all-polymer cart-washable swivel casters, two with brake.

Stainless Steel

	length		cu	14 gauge			16 gauge		
				weight			weight		
	in.	mm	ft	lb.	kg	model #	lb.	kg	model #
24″ width *(610mm)*	48″	1219	1.5	188	85.3	**PR2448SE14**	160	72.6	**PR2448SE16**
	60″	1524	1.9	236	106.6	**PR2460SE14**	204	92.5	**PR2460SE16**

Go Green. Go ECO-Built™ by EAGLE.

For restaurants and other institutions concerned about meeting their own green standards, buying ECO-Built™ is simply the right thing to do.

Look for the ECO-Built™ tag on the bar code

100 Industrial Boulevard, Clayton, DE 19938-8903 U.S.A.
Phone: 800-441-8440 or 302-653-3000. Fax: 302-653-2065
http://www.eaglegrp.com



Weight Capacities

Allowable Bracket Loading * ***(per bracket)***

bracket length in.	mm	maximum load recommended lb.	kg
14″	356	540	244.9
18″	457	465	210.9
21″	533	395	179.2
24″	610	360	163.3

Shelf Load Capacity ***(per shelf)***
Shelves not included.

shelf description	weight capacity lb.	kg
Shelves 24″ to 48″ *(610 to 1219mm)* long	800	362.8
Shelves 54″ to 72″ *(1372 to 1829mm)* long	600	272.2

* Pertains to brackets only on pages 83 and 84.

Features:

- Requires no post supports to get in the way, making shelf loading and unloading easier.
- 100% usable shelving surface, from section to section, wall to wall, and front to back.
- Floor is unobstructed.
- Infinite height adjustability, no slots or keyholes to line up for leveling.
- Heavy-duty, rugged construction.
- Cantilever shelving components are listed on pages 81 through 85.

Cantilever Shelving Systems

Standard Uprights

see spec sheet **EG01.45A**



For wall-mounted storage.

FEATURES:

- 14 gauge.
- Continuously seam-welded.
- Rust and corrosion resistant.

Note: Prices do not include ceiling brackets.

height in.	mm	cu ft	Stainless Steel weight lb.	kg	REGULAR model #	NSF model #	Aluminum weight lb.	kg	REGULAR model #	NSF model #
12″	305	0.02	1	0.5	**MMUSS-1**	**MMNSUSS-1**	1	0.5	**MMU/A-1**	**MMNSU/A-1**
24″	610	0.04	3	1.4	**MMUSS-2**	**MMNSUSS-2**	2	0.9	**MMU/A-2**	**MMNSU/A-2**
36″	914	0.06	4	1.8	**MMUSS-3**	**MMNSUSS-3**	2	0.9	**MMU/A-3**	**MMNSU/A-3**
48″	1219	0.08	5	2.3	**MMUSS-4**	**MMNSUSS-4**	3	1.4	**MMU/A-4**	**MMNSU/A-4**
60″	1524	0.10	7	3.2	**MMUSS-5**	**MMNSUSS-5**	4	1.8	**MMU/A-5**	**MMNSU/A-5**
72″	1829	0.13	8	3.6	**MMUSS-6**	**MMNSUSS-6**	4	1.8	**MMU/A-6**	**MMNSU/A-6**
84″	2134	0.15	9	4.1	**MMUSS-7**	**MMNSUSS-7**	5	2.3	**MMU/A-7**	**MMNSU/A-7**
96″	2438	0.17	11	5.0	**MMUSS-8**	**MMNSUSS-8**	6	2.7	**MMU/A-8**	**MMNSU/A-8**
108″	2743	0.19	12	5.4	**MMUSS-9**	**MMNSUSS-9**	7	3.2	**MMU/A-9**	**MMNSU/A-9**
120″	3048	0.21	13	5.8	**MMUSS-10**	**MMNSUSS-10**	7	3.2	**MMU/A-10**	**MMNSU/A-10**
144″	3658	0.23	16	7.3	**MMUSS-12**	**MMNSUSS-12**	9	4.1	**MMU/A-12**	**MMNSU/A-12**
156″	3962	0.25	-	-	n/a	n/a	10	4.5	**MMU/A-14**	**MMNSU/A-14**
168″	4267	0.30	-	-	n/a	n/a	12	5.4	**MMU/A-16**	**MMNSU/A-16**

Back-To-Back Uprights — Floor-To-Ceiling

see spec sheet **EG01.45A**

FEATURES:
- Attaches to floor and ceiling.
- Two uprights are bolted or welded back-to-back.

Note: Prices do not include ceiling brackets.



For center room storage.

height		cu	weight		Stainless Steel REGULAR	Stainless Steel NSF	Aluminum weight		Aluminum REGULAR
in.	mm	ft	lb.	kg	model #	model #	lb.	kg	model #
48″	1219	0.29	11	5.0	**MMBBSS/FC-4**	**MMNSBBSS/FC-4**	11	5.0	**MMBB/FC/A-4**
60″	1524	0.37	24	10.9	**MMBBSS/FC-5**	**MMNSBBSS/FC-5**	14	6.4	**MMBB/FC/A-5**
72″	1829	0.44	28	12.7	**MMBBSS/FC-6**	**MMNSBBSS/FC-6**	17	7.7	**MMBB/FC/A-6**
84″	2134	0.51	33	15.0	**MMBBSS/FC-7**	**MMNSBBSS/FC-7**	20	9.0	**MMBB/FC/A-7**
96″	2438	0.59	38	17.2	**MMBBSS/FC-8**	**MMNSBBSS/FC-8**	23	10.4	**MMBB/FC/A-8**
108″	2743	0.66	42	19.1	**MMBBSS/FC-9**	**MMNSBBSS/FC-9**	26	11.8	**MMBB/FC/A-9**
120″	3048	0.73	47	21.3	**MMBBSS/FC-10**	**MMNSBBSS/FC-10**	29	13.2	**MMBB/FC/A-10**
144″	3658	0.88	57	25.9	**MMBBSS/FC-12**	**MMNSBBSS/FC-12**	34	15.4	**MMBB/FC/A-12**

Heavy-Duty Back-To-Back Uprights — Floor-To-Ceiling

see spec sheet **EG01.45C**

FEATURES:
- Double-faced unitized uprights.
- Attaches to floor and ceiling.
- Two uprights are bolted or welded back-to-back.

Note: Prices do not include ceiling brackets.



For center room storage.

height		cu	weight		Stainless Steel REGULAR	Stainless Steel NSF	Aluminum weight		Aluminum REGULAR
in.	mm	ft	lb.	kg	model #	model #	lb.	kg	model #
48″	1219	0.29	11	5.0	**MMBBSS-4**	**MMNSBBSS-4**	14	6.4	**MMBB/A-4**
60″	1524	0.37	24	10.9	**MMBBSS-5**	**MMNSBBSS-5**	17	7.7	**MMBB/A-5**
72″	1829	0.44	28	12.7	**MMBBSS-6**	**MMNSBBSS-6**	21	9.5	**MMBB/A-6**
84″	2134	0.51	33	15.0	**MMBBSS-7**	**MMNSBBSS-7**	24	10.9	**MMBB/A-7**
96″	2438	0.59	38	17.2	**MMBBSS-8**	**MMNSBBSS-8**	28	12.7	**MMBB/A-8**
108″	2743	0.66	42	19.1	**MMBBSS-9**	**MMNSBBSS-9**	31	14.1	**MMBB/A-9**
120″	3048	0.73	47	21.3	**MMBBSS-10**	**MMNSBBSS-10**	34	15.4	**MMBB/A-10**
144″	3658	0.88	57	25.9	**MMBBSS-12**	**MMNSBBSS-12**	41	18.6	**MMBB/A-12**

Ceiling Brackets for Standard and Back-To-Back Uprights

see spec sheet **EG01.45B**

Note: Required for all installations.

Note: In a run of shelving, left or right brackets can be used as "center" brackets.



description	Stainless Steel REGULAR model #	Stainless Steel NSF model #	Aluminum REGULAR model #	Aluminum NSF model #
left	**MMCBSS-6-L**	**MMNSCBSS-6-L**	**MMCB/A6-L**	**MMNSCB/A6-L**
right	**MMCBSS-6-R**	**MMNSCBSS-6-R**	**MMCB/A6-R**	**MMNSCB/A6-R**

100 Industrial Boulevard, Clayton, DE 19938-8903 U.S.A.
Phone: 800-441-8440 or 302-653-3000. Fax: 302-653-2065
http://www.eaglegrp.com

EAGLE GROUP
Profit from the Eagle Advantage®

Heavy Duty Crossbraces

see spec sheet EG01.45C

FEATURES:
- Adds to stability of unit.
- 1″ *(25mm)* wide 7-gauge steel.

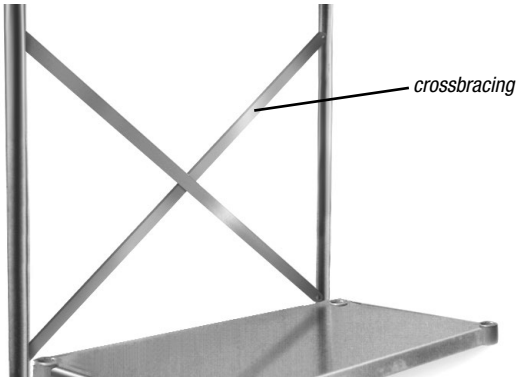

fits shelf length		crossbrace length		weight		Nickel
in.	mm	in.	mm	lb.	kg	model #
36″	914	48″	1219	2	0.9	**MMXB-N-48**
48″	1219	60″	1524	3	1.4	**MMXB-N-60**
60″	1524	72″	1829	4	1.8	**MMXB-N-72**
72″	1829	84″	2134	5	2.3	**MMXB-N-84**

Single Knob Brackets

see spec sheet EG01.45B

FEATURES:
- With flange on top left or right, these brackets support single shelf or end of shelf run.





Note: For weight capacities, see page 81.

Left Single Knob Brackets

length		cu	weight		Stainless Steel		weight		Aluminum	
					REGULAR	NSF			REGULAR	NSF
in.	mm	ft	lb.	kg	model #	model #	lb.	kg	model #	model #
14″	356	0.09	2	0.9	**MMBSS-K-14-L**	**MMNSBSS-K-14-L**	1	0.5	**MMB-K/A-14-L**	**MMNSB-K/A-14-L**
18″	457	0.12	2	0.9	**MMBSS-K-18-L**	**MMNSBSS-K-18-L**	1	0.5	**MMB-K/A-18-L**	**MMNSB-K/A-18-L**
21″	533	0.15	3	1.4	**MMBSS-K-21-L**	**MMNSBSS-K-21-L**	1	0.5	**MMB-K/A-21-L**	**MMNSB-K/A-21-L**
24″	610	0.17	3	1.4	**MMBSS-K-24-L**	**MMNSBSS-K-24-L**	2	0.9	**MMB-K/A-24-L**	**MMNSB-K/A-24-L**

Right Single Knob Brackets

length		cu	weight		Stainless Steel		weight		Aluminum	
					REGULAR	NSF			REGULAR	NSF
in.	mm	ft	lb.	kg	model #	model #	lb.	kg	model #	model #
14″	356	0.09	2	0.9	**MMBSS-K-14-R**	**MMNSBSS-K-14-R**	1	0.5	**MMB-K/A-14-R**	**MMNSB-K/A-14-R**
18″	457	0.12	2	0.9	**MMBSS-K-18-R**	**MMNSBSS-K-18-R**	1	0.5	**MMB-K/A-18-R**	**MMNSB-K/A-18-R**
21″	533	0.15	3	1.4	**MMBSS-K-21-R**	**MMNSBSS-K-21-R**	1	0.5	**MMB-K/A-21-R**	**MMNSB-K/A-21-R**
24″	610	0.17	3	1.4	**MMBSS-K-24-R**	**MMNSBSS-K-24-R**	2	0.9	**MMB-K/A-24-R**	**MMNSB-K/A-24-R**

Double Knob Brackets

see spec sheet EG01.45B

For use with wire or solid shelving

FEATURES:
- With flanges on top left and right, these brackets support two adjoining wire or solid shelves on a common upright.



Note: For weight capacities, see page 81.

length		cu	weight		Stainless Steel		weight		Aluminum	
					REGULAR	NSF			REGULAR	NSF
in.	mm	ft	lb.	kg	model #	model #	lb.	kg	model #	model #
14″	356	0.19	3	1.4	**MMDBSS-K-14**	**MMNSDBSS-K-14**	1	0.5	**MMDB-K/A-14**	**MMNSDB-K/A-14**
18″	457	0.25	3	1.4	**MMDBSS-K-18**	**MMNSDBSS-K-18**	2	0.9	**MMDB-K/A-18**	**MMNSDB-K/A-18**
21″	533	0.29	4	1.8	**MMDBSS-K-21**	**MMNSDBSS-K-21**	2	0.9	**MMDB-K/A-21**	**MMNSDB-K/A-21**
24″	610	0.33	4	1.8	**MMDBSS-K-24**	**MMNSDBSS-K-24**	2	0.9	**MMDB-K/A-24**	**MMNSDB-K/A-24**

Optional Single Foot Brackets with Knobs

see spec sheet **EG01.45B**



For use with wire and solid shelving

FEATURES:

- Serves as a base for bottom shelf.
- Left brackets and right brackets available.
- 9⅜″ *(238mm)* height.

Note: For weight capacities, see page 81.

Left Single Foot Brackets with Knobs

					Stainless Steel	
length		cu	weight		REGULAR	NSF
in.	mm	ft	lb.	kg	model #	model #
14″	356	0.13	4	1.8	**MMFBSSK-149-L**	**MMNSFBSSK-149-L**
18″	457	0.17	6	2.7	**MMFBSSK-189-L**	**MMNSFBSSK-189-L**
24″	610	0.21	7	3.2	**MMFBSSK-249-L**	**MMNSFBSSK-249-L**

Right Single Foot Brackets with Knobs

					Stainless Steel	
length		cu	weight		REGULAR	NSF
in.	mm	ft	lb.	kg	model #	model #
14″	356	0.13	4	1.8	**MMFBSSK-149-R**	**MMNSFBSSK-149-R**
18″	457	0.17	6	2.7	**MMFBSSK-189-R**	**MMNSFBSSK-189-R**
24″	610	0.21	7	3.2	**MMFBSSK-249-R**	**MMNSFBSSK-249-R**

Optional Double Foot Brackets with Knobs

see spec sheet **EG01.45B**



FEATURES:

- For use with wire or solid shelving.
- Serves as a base for adjoining two bottom shelves.
- 9⅜″ *(238mm)* height.

Note: For weight capacities, see page 81.

					Stainless Steel	
length		cu	weight		REGULAR	NSF
in.	mm	ft	lb.	kg	model #	model #
14″	356	0.26	5	2.3	**MMDFBSSK-149**	**MMNSDFBSSK-149**
18″	457	0.33	7	3.2	**MMDFBSSK-189**	**MMNSDFBSSK-189**
24″	610	0.42	8	3.6	**MMDFBSSK-249**	**MMNSDFBSSK-249**

100 Industrial Boulevard, Clayton, DE 19938-8903 U.S.A.
Phone: 800-441-8440 or 302-653-3000. Fax: 302-653-2065
http://www.eaglegrp.com

EAGLE GROUP
Profit from the Eagle Advantage®

Heavy Duty Single Knob "C" Brackets

see spec sheet **EG01.45C**

FEATURES:

- For dynamic loads.
- For use with wire or solid shelving.



Allowable Bracket Loading
(per Heavy Duty Bracket)

bracket length		maximum load recommended	
in.	mm	lb.	kg
18″	457	530	240.1
21″	533	450	204.1
24″	610	420	190.5

Left Single Knob Brackets

				Stainless Steel				Aluminum			
length		cu	weight		REGULAR	NSF	weight		REGULAR	NSF
in.	mm	ft	lb.	kg	model #	model #	lb.	kg	model #	model #
18″	457	0.12	2	0.9	MMBCSS-K-18-L	MMNSBCSS-K-18-L	1	0.5	MMBC-K/A-18-L	MMNSBC-K/A-18-L
21″	533	0.15	3	1.4	MMBCSS-K-21-L	MMNSBCSS-K-21-L	1	0.5	MMBC-K/A-21-L	MMNSBC-K/A-21-L
24″	610	0.17	3	1.4	MMBCSS-K-24-L	MMNSBCSS-K-24-L	2	0.9	MMBC-K/A-24-L	MMNSBC-K/A-24-L

Right Single Knob Brackets

				Stainless Steel				Aluminum			
length		cu	weight		REGULAR	NSF	weight		REGULAR	NSF
in.	mm	ft	lb.	kg	model #	model #	lb.	kg	model #	model #
18″	457	0.12	2	0.9	MMBCSS-K-18-R	MMNSBCSS-K-18-R	1	0.5	MMBC-K/A-18-R	MMNSBC-K/A-18-R
21″	533	0.15	3	1.4	MMBCSS-K-21-R	MMNSBCSS-K-21-R	1	0.5	MMBC-K/A-21-R	MMNSBC-K/A-21-R
24″	610	0.17	3	1.4	MMBCSS-K-24-R	MMNSBCSS-K-24-R	2	0.9	MMBC-K/A-24-R	MMNSBC-K/A-24-R

Heavy Duty Double Knob "C" Brackets

see spec sheet **EG01.45C**

FEATURES:

- For dynamic loads.
- With flanges on top left and right, these brackets support two adjoining wire or solid shelves on a common upright.



Allowable Bracket Loading
(per Heavy Duty Bracket)

bracket length		maximum load recommended	
in.	mm	lb.	kg
18″	457	530	240.1
21″	533	450	204.1
24″	610	420	190.5

				Stainless Steel				Aluminum			
length		cu	weight		REGULAR	NSF	weight		REGULAR	NSF
in.	mm	ft	lb.	kg	model #	model #	lb.	kg	model #	model #
18″	457	0.12	3	1.4	MMDBCSS-K-18	MMNSDBCSS-K-18	2	0.9	MMDBC-K/A-18	MMNSDBC-K/A-18
21″	533	0.15	4	1.8	MMDBCSS-K-21	MMNSDBCSS-K-21	2	0.9	MMDBC-K/A-21	MMNSDBC-K/A-21
24″	610	0.17	4	1.8	MMDBCSS-K-24	MMNSDBCSS-K-24	2	0.9	MMDBC-K/A-24	MMNSDBC-K/A-24



UP TO 2,800-LB. WEIGHT CAPACITY

PATENTED!
(patent #10,159,339)

See pages 87 through 94 for Q-LEVER® Starter and Add-On units.

See pages 95 through 97 for various Q-LEVER® Workstations.

See page 98 for ***NEW*** Q-LEVER® Units with Top and/or Bottom Cabinets.

Q-LEVER®

CLEVER STORAGE SOLUTIONS

Heavy Duty Cantilever Shelving Systems

NSF

(pages 87 through 99)

No one else offers brackets that can be positioned…



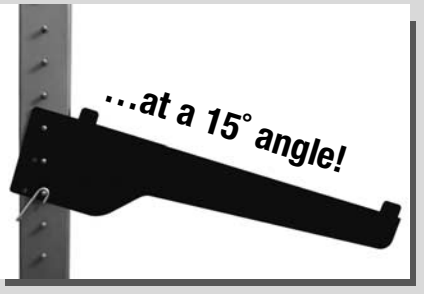

100 Industrial Boulevard, Clayton, DE 19938-8903 U.S.A.
Phone: 800-441-8440 or 302-653-3000. Fax: 302-653-2065
http://www.eaglegrp.com

EAGLE GROUP
Profit from the Eagle Advantage®

Q-LEVER

CLEVER STORAGE SOLUTIONS

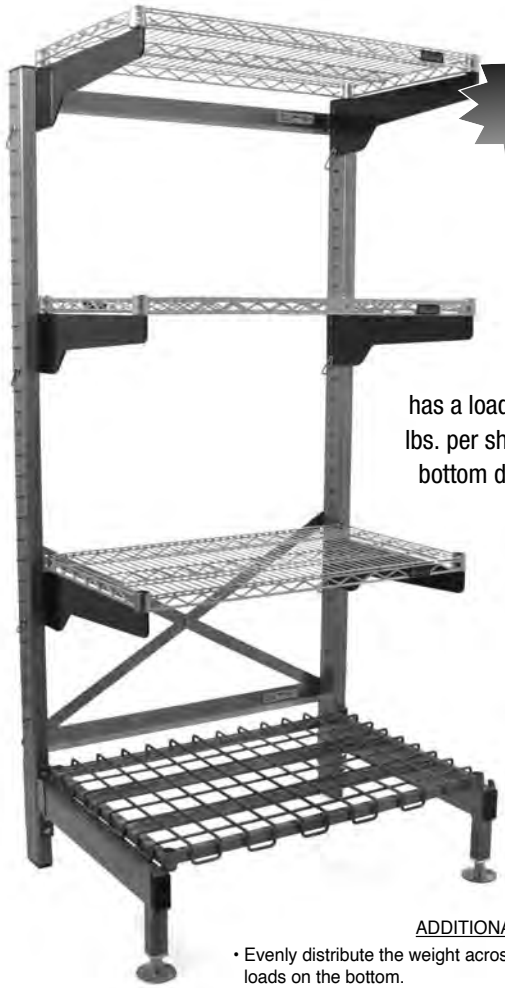

up to 2,800-lb. CAPACITY

PATENTED!
(patent #10,159,339)

Q-LEVER® Shelving has a load bearing capacity of 600 lbs. per shelf and 1,000 lbs. on the bottom dunnage shelf. Unit safely holds up to 2,800 lbs.

ADDITIONAL NOTES

- Evenly distribute the weight across each shelf, and keep heavier loads on the bottom.
- Unit must be bolted to the floor if bottom shelf is removed.
- Unit must be placed on a level surface to avoid a tipping hazard.



5-Tier Starter Unit



Starter and Add-On Units joined

Overview…

- Maximizes storage, free standing shelving allows access to all corners.
- With no front uprights, accessibility and productivity are improved.
- Uprights utilize 2″ adjustment for shelf and accessory spacing.
- Shelves and accessories can be easily adjusted without tools.
- Can be expanded side to side with Add-On units which share a common upright with existing unit; saving cost and space.
- Units allow for sheet metal or wire overlays.
- Sizing available:
  - Widths: 18″, 21″, 24″ and 30″.
  - Lengths: 24″, 30″, 36″, 42″, 48″, 54″, 60″, 66″ and 72″.

Q-LEVER

CLEVER STORAGE SOLUTIONS

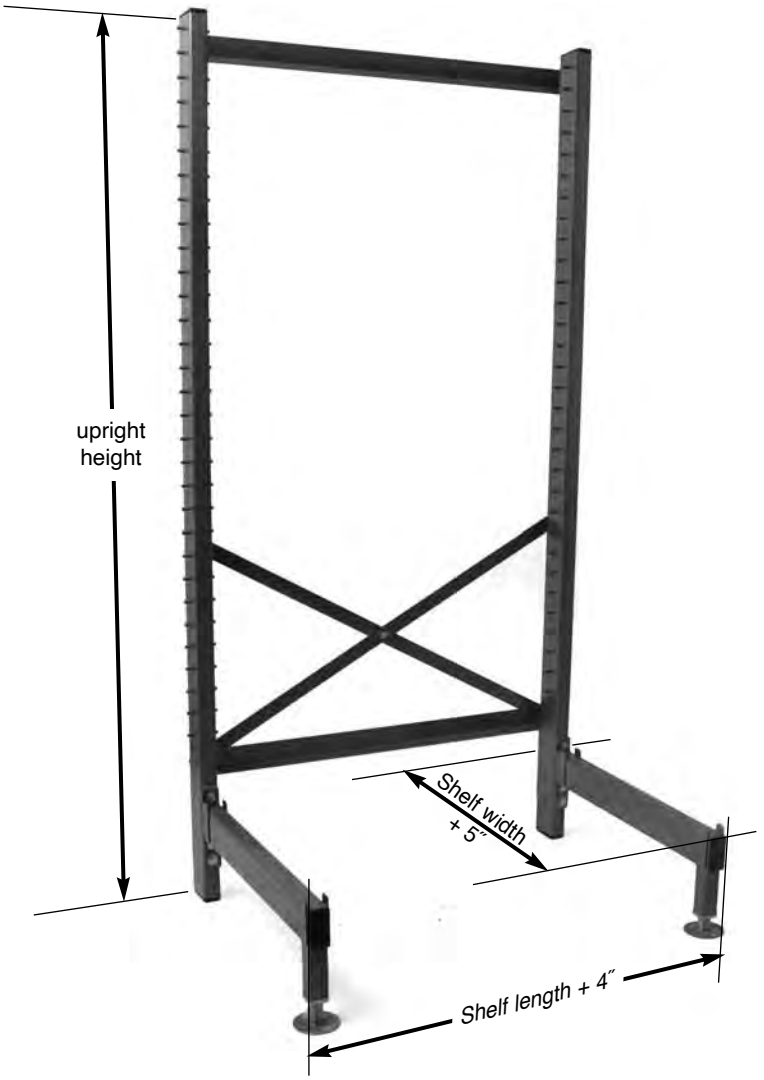

Overview of chart dimensions…

- Add **4˝** to the shelf length for nominal length of starter unit.
- Add **1/2˝** to the shelf length for nominal length of add-on unit.
- Add **5˝** to the shelf width for both starter unit and add-on unit.

Applicable charts are on pages 89 through 94.

Q-LEVER® standard starter and add-on units feature standard wire shelves and dunnage shelves. The Q-LEVER® system can also accommodate...

Solid Shelves • Quad-PLUS® • Double Wire Mat Shelves • Reverse Mat Shelves • Dunnage Shelves
…or a mixture of same based upon your storage needs.






Contact Factory for a quotation on a Q-LEVER® System utilizing these shelving options.

100 Industrial Boulevard, Clayton, DE 19938-8903 U.S.A.
Phone: 800-441-8440 or 302-653-3000. Fax: 302-653-2065
http://www.eaglegrp.com

EAGLE GROUP
Profit from the Eagle Advantage®

Q-LEVER® 76″ (1930mm) Four-Tier Starter Units

see spec sheets **EG01.58A** *and* **EG01.58B**



unit with all wire shelves



unit with bottom dunnage shelf

FEATURES:

- Features two 76″ *(1930mm)* uprights, two braces, X-brace assembly, and hardware.
- Uprights utilize pins on 2″ *(51mm)* centers for maximum flexibility for shelves and accessories
- Choice of Valu-Master® gray or Valu-Gard® green epoxy finish on shelves
- Valu-Master® gray epoxy finish on uprights.

Consult factory for pricing.

Starter Units with All Wire Shelves

Includes four wire shelves and three pairs of brackets. To order units with Valu-Gard® green epoxy coated shelves, replace "V" in model number with **VG**. Example: Q2442**VG**76-4

shelf length		unit** length		…with 18″ (457mm)-wide Shelves *			…with 21″ (533mm)-wide Shelves *			…with 24″ (610mm)-wide Shelves *			…with 30″ (762mm)-wide Shelves *		
				weights		w/Valu-Master® gray epoxy coated shelves	weights		w/Valu-Master® gray epoxy coated shelves	weights		w/Valu-Master® gray epoxy coated shelves	weights		w/Valu-Master® gray epoxy coated shelves
in.	mm	in.	mm	lbs.	kg		lbs.	kg		lbs.	kg		lbs.	kg	
24″	610	28″	711	142	64	**Q1824V76-4**	155	70	**Q2124V76-4**	160	73	**Q2424V76-4**	–		–
30″	762	34″	864	147	66	**Q1830V76-4**	156	71	**Q2130V76-4**	169	77	**Q2430V76-4**	201	91	**Q3030V76-4**
36″	914	40″	1016	152	69	**Q1836V76-4**	165	75	**Q2136V76-4**	178	81	**Q2436V76-4**	206	93	**Q3036V76-4**
42″	1067	46″	1168	161	73	**Q1842V76-4**	170	77	**Q2142V76-4**	187	85	**Q2442V76-4**	219	99	**Q3042V76-4**
48″	1219	52″	1320	166	75	**Q1848V76-4**	179	81	**Q2148V76-4**	192	87	**Q2448V76-4**	228	103	**Q3048V76-4**
54″	1372	58″	1473	179	81	**Q1854V76-4**	188	85	**Q2154V76-4**	205	93	**Q2454V76-4**	233	106	**Q3054V76-4**
60″	1524	64″	1626	188	85	**Q1860V76-4**	197	89	**Q2160V76-4**	214	97	**Q2460V76-4**	242	110	**Q3060V76-4**
66″	1676	70″	1778	202	91	**Q1866V76-4**	211	96	**Q2166V76-4**	228	104	**Q2466V76-4**	256	116	**Q3066V76-4**
72″	1829	76″	1930	204	92	**Q1872V76-4**	225	102	**Q2172V76-4**	238	108	**Q2472V76-4**	266	121	**Q3072V76-4**

* For unit width, add 5″ (127mm) to shelf width.
** Dimensions are nominal.

Starter Units with Bottom Dunnage Shelf

Includes three wire shelves, three pairs of brackets and one dunnage shelf. To order units with Valu-Gard® green epoxy coated shelves, replace "V" in model number with **VG**. Example: Q2448**VG**76-4D

shelf length		unit** length		…with 18″ (457mm)-wide Shelves *			…with 21″ (533mm)-wide Shelves *			…with 24″ (610mm)-wide Shelves *			…with 30″ (762mm)-wide Shelves *		
				weights		w/Valu-Master® gray epoxy coated shelves	weights		w/Valu-Master® gray epoxy coated shelves	weights		w/Valu-Master® gray epoxy coated shelves	weights		w/Valu-Master® gray epoxy coated shelves
in.	mm	in.	mm	lbs.	kg		lbs.	kg		lbs.	kg		lbs.	kg	
24″	610	28″	711	149	67	**Q1824V76-4D**	161	73	**Q2124V76-4D**	167	76	**Q2424V76-4D**	–		–
30″	762	34″	864	157	71	**Q1830V76-4D**	166	75	**Q2130V76-4D**	178	81	**Q2430V76-4D**	210	95	**Q3030V76-4D**
36″	914	40″	1016	164	74	**Q1836V76-4D**	175	79	**Q2136V76-4D**	189	86	**Q2436V76-4D**	219	99	**Q3036V76-4D**
42″	1067	46″	1168	178	80	**Q1842V76-4D**	186	84	**Q2142V76-4D**	202	92	**Q2442V76-4D**	237	107	**Q3042V76-4D**
48″	1219	52″	1320	182	82	**Q1848V76-4D**	193	87	**Q2148V76-4D**	206	94	**Q2448V76-4D**	244	110	**Q3048V76-4D**
54″	1372	58″	1473	197	89	**Q1854V76-4D**	206	93	**Q2154V76-4D**	223	101	**Q2454V76-4D**	256	116	**Q3054V76-4D**
60″	1524	64″	1626	204	92	**Q1860V76-4D**	213	97	**Q2160V76-4D**	230	104	**Q2460V76-4D**	263	119	**Q3060V76-4D**
66″	1676	70″	1778	220	100	**Q1866V76-4D**	232	105	**Q2166V76-4D**	248	113	**Q2466V76-4D**	283	128	**Q3066V76-4D**
72″	1829	76″	1930	222	100	**Q1872V76-4D**	243	110	**Q2172V76-4D**	256	116	**Q2472V76-4D**	291	132	**Q3072V76-4D**

* For unit width, add 5″ (127mm) to shelf width.
** Dimensions are nominal.

Q-LEVER® 76˝ (1930mm) Four-Tier Add-On Units

see spec sheets **EG01.59A** *and* **EG01.59B**



unit with all wire shelves



unit with bottom dunnage shelf

FEATURES:

- Features one 76˝ *(1930mm)* upright, two braces, X-brace assembly, and hardware.
- Uprights utilize pins on 2˝ *(51mm)* centers for maximum flexibility for shelves and accessories
- Choice of Valu-Master® gray or Valu-Gard® green epoxy finish on shelves
- Valu-Master® gray epoxy finish on upright.

Consult factory for pricing.

Add-On Units with All Wire Shelves

Includes four wire shelves and three pairs of brackets. To order units with Valu-Gard® green epoxy coated shelves, replace "V" in model number with **VG**. Example: Q2442**VG**76A-4

shelf length		unit** length		…with 18˝ (457mm)-wide Shelves *			…with 21˝ (533mm)-wide Shelves *			…with 24˝ (610mm)-wide Shelves *			…with 30˝ (762mm)-wide Shelves *		
				weights		w/Valu-Master® gray epoxy	weights		w/Valu-Master® gray epoxy	weights		w/Valu-Master® gray epoxy	weights		w/Valu-Master® gray epoxy
in.	mm	in.	mm	lbs.	kg	coated shelves	lbs.	kg	coated shelves	lbs.	kg	coated shelves	lbs.	kg	coated shelves
24˝	610	25½˝	648	107	49	**Q1824V76A-4**	119	54	**Q2124V76A-4**	124	56	**Q2424V76A-4**	–		–
30˝	762	31½˝	800	112	51	**Q1830V76A-4**	120	55	**Q2130V76A-4**	133	60	**Q2430V76A-4**	163	74	**Q3030V76A-4**
36˝	914	37½˝	953	117	53	**Q1836V76A-4**	129	59	**Q2136V76A-4**	142	64	**Q2436V76A-4**	168	76	**Q3036V76A-4**
42˝	1067	43½˝	1105	126	57	**Q1842V76A-4**	134	61	**Q2142V76A-4**	151	68	**Q2442V76A-4**	181	82	**Q3042V76A-4**
48˝	1219	49½˝	1257	131	59	**Q1848V76A-4**	143	65	**Q2148V76A-4**	156	71	**Q2448V76A-4**	190	86	**Q3048V76A-4**
54˝	1372	55½˝	1410	144	65	**Q1854V76A-4**	152	69	**Q2154V76A-4**	169	76	**Q2454V76A-4**	195	88	**Q3054V76A-4**
60˝	1524	61½˝	1562	153	69	**Q1860V76A-4**	161	73	**Q2160V76A-4**	178	81	**Q2460V76A-4**	204	92	**Q3060V76A-4**
66˝	1676	67½˝	1715	167	76	**Q1866V76A-4**	175	80	**Q2166V76A-4**	192	87	**Q2466V76A-4**	218	99	**Q3066V76A-4**
72˝	1829	73½˝	1867	169	77	**Q1872V76A-4**	189	86	**Q2172V76A-4**	202	91	**Q2472V76A-4**	228	103	**Q3072V76A-4**

* For unit width, add 5˝ (127mm) to shelf width.
** Dimensions are nominal.

Add-On Units with Bottom Dunnage Shelf

Includes three wire shelves, three pairs of brackets and one dunnage shelf. To order units with Valu-Gard® green epoxy coated shelves, replace "V" in model number with **VG**. Example: Q3048**VG**76A-4D

shelf length		unit** length		…with 18˝ (457mm)-wide Shelves *			…with 21˝ (533mm)-wide Shelves *			…with 24˝ (610mm)-wide Shelves *			…with 30˝ (762mm)-wide Shelves *		
				weights		w/Valu-Master® gray epoxy	weights		w/Valu-Master® gray epoxy	weights		w/Valu-Master® gray epoxy	weights		w/Valu-Master® gray epoxy
in.	mm	in.	mm	lbs.	kg	coated shelves	lbs.	kg	coated shelves	lbs.	kg	coated shelves	lbs.	kg	coated shelves
24˝	610	25½˝	648	114	52	**Q1824V76A-4D**	125	57	**Q2124V76A-4D**	131	59	**Q2424V76A-4D**	–		–
30˝	762	31½˝	800	122	55	**Q1830V76A-4D**	130	59	**Q2130V76A-4D**	142	64	**Q2430V76A-4D**	172	78	**Q3030V76A-4D**
36˝	914	37½˝	953	129	59	**Q1836V76A-4D**	139	63	**Q2136V76A-4D**	153	69	**Q2436V76A-4D**	181	82	**Q3036V76A-4D**
42˝	1067	43½˝	1105	143	65	**Q1842V76A-4D**	150	68	**Q2142V76A-4D**	166	75	**Q2442V76A-4D**	198	90	**Q3042V76A-4D**
48˝	1219	49½˝	1257	147	67	**Q1848V76A-4D**	157	71	**Q2148V76A-4D**	170	77	**Q2448V76A-4D**	205	93	**Q3048V76A-4D**
54˝	1372	55½˝	1410	162	73	**Q1854V76A-4D**	170	77	**Q2154V76A-4D**	187	85	**Q2454V76A-4D**	218	99	**Q3054V76A-4D**
60˝	1524	61½˝	1562	169	77	**Q1860V76A-4D**	177	80	**Q2160V76A-4D**	194	88	**Q2460V76A-4D**	225	102	**Q3060V76A-4D**
66˝	1676	67½˝	1715	185	84	**Q1866V76A-4D**	196	89	**Q2166V76A-4D**	212	96	**Q2466V76A-4D**	245	111	**Q3066V76A-4D**
72˝	1829	73½˝	1867	187	85	**Q1872V76A-4D**	207	94	**Q2172V76A-4D**	220	100	**Q2472V76A-4D**	253	115	**Q3072V76A-4D**

* For unit width, add 5˝ (127mm) to shelf width.
** Dimensions are nominal.

100 Industrial Boulevard, Clayton, DE 19938-8903 U.S.A.
Phone: 800-441-8440 or 302-653-3000. Fax: 302-653-2065
http://www.eaglegrp.com

EAGLE GROUP
Profit from the Eagle Advantage®

Q-LEVER® 76″ (1930mm) Five-Tier Starter Units

see spec sheets **EG01.58C** *and* **EG01.58D**



unit with all wire shelves

unit with bottom dunnage shelf

FEATURES:

- Features two 76″ *(1930mm)* uprights, two braces, X-brace assembly, and hardware.
- Uprights utilize pins on 2″ *(51mm)* centers for maximum flexibility for shelves and accessories
- Choice of Valu-Master® gray or Valu-Gard® green epoxy finish on shelves
- Valu-Master® gray epoxy finish on uprights.

Consult factory for pricing.

Starter Units with All Wire Shelves

Includes five wire shelves and four pairs of brackets. To order units with Valu-Gard® green epoxy coated shelves, replace "V" in model number with **VG**. Example: Q2442**VG**76-5

shelf length		unit** length		…with 18″ (457mm)-wide Shelves *			…with 21″ (533mm)-wide Shelves *			…with 24″ (610mm)-wide Shelves *			…with 30″ (762mm)-wide Shelves *		
				weights		w/Valu-Master® gray epoxy	weights		w/Valu-Master® gray epoxy	weights		w/Valu-Master® gray epoxy	weights		w/Valu-Master® gray epoxy
in.	mm	in.	mm	lbs.	kg	coated shelves	lbs.	kg	coated shelves	lbs.	kg	coated shelves	lbs.	kg	coated shelves
24″	610	28″	711	160	73	**Q1824V76-5**	176	80	**Q2124V76-5**	183	83	**Q2424V76-5**	–		–
30″	762	34″	864	166	75	**Q1830V76-5**	177	80	**Q2130V76-5**	194	88	**Q2430V76-5**	234	106	**Q3030V76-5**
36″	914	40″	1016	172	78	**Q1836V76-5**	188	85	**Q2136V76-5**	205	93	**Q2436V76-5**	240	109	**Q3036V76-5**
42″	1067	46″	1168	183	83	**Q1842V76-5**	194	86	**Q2142V76-5**	216	98	**Q2442V76-5**	256	116	**Q3042V76-5**
48″	1219	52″	1320	189	86	**Q1848V76-5**	205	93	**Q2148V76-5**	222	101	**Q2448V76-5**	267	121	**Q3048V76-5**
54″	1372	58″	1473	205	93	**Q1854V76-5**	216	98	**Q2154V76-5**	238	108	**Q2454V76-5**	273	124	**Q3054V76-5**
60″	1524	64″	1626	216	96	**Q1860V76-5**	227	103	**Q2160V76-5**	249	113	**Q2460V76-5**	284	129	**Q3060V76-5**
66″	1676	70″	1778	233	106	**Q1866V76-5**	244	111	**Q2166V76-5**	266	121	**Q2466V76-5**	301	136	**Q3066V76-5**
72″	1829	76″	1930	235	107	**Q1872V76-5**	261	119	**Q2172V76-5**	278	126	**Q2472V76-5**	313	142	**Q3072V76-5**

* For unit width, add 5″ (127mm) to shelf width.
** Dimensions are nominal.

Starter Units with Bottom Dunnage Shelf

Includes four wire shelves, four pairs of brackets and one dunnage shelf. To order units with Valu-Gard® green epoxy coated shelves, replace "V" in model number with **VG**. Example: Q2448**VG**76-5D

shelf length		unit** length		…with 18″ (457mm)-wide Shelves *			…with 21″ (533mm)-wide Shelves *			…with 24″ (610mm)-wide Shelves *			…with 30″ (762mm)-wide Shelves *		
				weights		w/Valu-Master® gray epoxy	weights		w/Valu-Master® gray epoxy	weights		w/Valu-Master® gray epoxy	weights		w/Valu-Master® gray epoxy
in.	mm	in.	mm	lbs.	kg	coated shelves	lbs.	kg	coated shelves	lbs.	kg	coated shelves	lbs.	kg	coated shelves
24″	610	28″	711	167	76	**Q1824V76-5D**	182	83	**Q2124V76-5D**	190	86	**Q2424V76-5D**	–		–
30″	762	34″	864	176	80	**Q1830V76-5D**	187	85	**Q2130V76-5D**	203	92	**Q2430V76-5D**	243	110	**Q3030V76-5D**
36″	914	40″	1016	184	83	**Q1836V76-5D**	198	90	**Q2136V76-5D**	216	98	**Q2436V76-5D**	253	115	**Q3036V76-5D**
42″	1067	46″	1168	200	91	**Q1842V76-5D**	210	95	**Q2142V76-5D**	231	105	**Q2442V76-5D**	273	124	**Q3042V76-5D**
48″	1219	52″	1320	205	93	**Q1848V76-5D**	219	100	**Q2148V76-5D**	236	107	**Q2448V76-5D**	282	128	**Q3048V76-5D**
54″	1372	58″	1473	223	101	**Q1854V76-5D**	234	106	**Q2154V76-5D**	256	116	**Q2454V76-5D**	296	134	**Q3054V76-5D**
60″	1524	64″	1626	232	105	**Q1860V76-5D**	243	110	**Q2160V76-5D**	265	120	**Q2460V76-5D**	305	138	**Q3060V76-5D**
66″	1676	70″	1778	251	114	**Q1866V76-5D**	265	114	**Q2166V76-5D**	286	130	**Q2466V76-5D**	328	149	**Q3066V76-5D**
72″	1829	76″	1930	253	115	**Q1872V76-5D**	279	115	**Q2172V76-5D**	296	134	**Q2472V76-5D**	338	153	**Q3072V76-5D**

* For unit width, add 5″ (127mm) to shelf width.
** Dimensions are nominal.

Q-LEVER® 76″ (1930mm) Five-Tier Add-On Units

see spec sheets **EG01.59C** *and* **EG01.59D**



unit with all wire shelves



unit with bottom dunnage shelf

FEATURES:

- Features one 76″ *(1930mm)* upright, two braces, X-brace assembly, and hardware.
- Uprights utilize pins on 2″ *(51mm)* centers for maximum flexibility for shelves and accessories
- Choice of Valu-Master® gray or Valu-Gard® green epoxy finish on shelves
- Valu-Master® gray epoxy finish on upright(s)

Consult factory for pricing.

Add-On Units with All Wire Shelves

Includes five wire shelves and four pairs of brackets. To order units with Valu-Gard® green epoxy coated shelves, replace "V" in model number with **VG**. Example: Q2442**VG**76A-5

shelf length		unit** length		…with 18″ (457mm)-wide Shelves *			…with 21″ (533mm)-wide Shelves *			…with 24″ (610mm)-wide Shelves *			…with 30″ (762mm)-wide Shelves *		
				weights		w/Valu-Master® gray epoxy	weights		w/Valu-Master® gray epoxy	weights		w/Valu-Master® gray epoxy	weights		w/Valu-Master® gray epoxy
in.	mm	in.	mm	lbs.	kg	coated shelves	lbs.	kg	coated shelves	lbs.	kg	coated shelves	lbs.	kg	coated shelves
24″	610	25½″	648	126	57	**Q1824V76A-5**	141	64	**Q2124V76A-5**	146	66	**Q2424V76A-5**	–		–
30″	762	31½″	800	132	60	**Q1830V76A-5**	142	64	**Q2130V76A-5**	157	71	**Q2430V76A-5**	195	89	**Q3030V76A-5**
36″	914	37½″	953	138	62	**Q1836V76A-5**	153	69	**Q2136V76A-5**	168	76	**Q2436V76A-5**	201	91	**Q3036V76A-5**
42″	1067	43½″	1105	149	67	**Q1842V76A-5**	159	72	**Q2142V76A-5**	179	81	**Q2442V76A-5**	217	99	**Q3042V76A-5**
48″	1219	49½″	1257	155	70	**Q1848V76A-5**	170	77	**Q2148V76A-5**	185	84	**Q2448V76A-5**	226	104	**Q3048V76A-5**
54″	1372	55½″	1410	171	77	**Q1854V76A-5**	181	82	**Q2154V76A-5**	201	91	**Q2454V76A-5**	234	106	**Q3054V76A-5**
60″	1524	61½″	1562	182	82	**Q1860V76A-5**	192	87	**Q2160V76A-5**	212	96	**Q2460V76A-5**	245	111	**Q3060V76A-5**
66″	1676	67½″	1715	199	90	**Q1866V76A-5**	209	95	**Q2166V76A-5**	229	104	**Q2466V76A-5**	262	119	**Q3066V76A-5**
72″	1829	73½″	1867	201	91	**Q1872V76A-5**	226	102	**Q2172V76A-5**	226	109	**Q2472V76A-5**	274	124	**Q3072V76A-5**

* For unit width, add 5″ (127mm) to shelf width.
** Dimensions are nominal.

Add-On Units with Bottom Dunnage Shelf

Includes four wire shelves, four pairs of brackets and one dunnage shelf. To order units with Valu-Gard® green epoxy coated shelves, replace "V" in model number with **VG**. Example: Q3048**VG**76A-5D

shelf length		unit** length		…with 18″ (457mm)-wide Shelves *			…with 21″ (533mm)-wide Shelves *			…with 24″ (610mm)-wide Shelves *			…with 30″ (762mm)-wide Shelves *		
				weights		w/Valu-Master® gray epoxy	weights		w/Valu-Master® gray epoxy	weights		w/Valu-Master® gray epoxy	weights		w/Valu-Master® gray epoxy
in.	mm	in.	mm	lbs.	kg	coated shelves	lbs.	kg	coated shelves	lbs.	kg	coated shelves	lbs.	kg	coated shelves
24″	610	25½″	648	133	60	**Q1824V76A-5D**	147	67	**Q2124V76A-5D**	153	69	**Q2424V76A-5D**	–		–
30″	762	31½″	800	142	64	**Q1830V76A-5D**	152	69	**Q2130V76A-5D**	166	75	**Q2430V76A-5D**	204	93	**Q3030V76A-5D**
36″	914	37½″	953	150	68	**Q1836V76A-5D**	163	74	**Q2136V76A-5D**	179	81	**Q2436V76A-5D**	214	97	**Q3036V76A-5D**
42″	1067	43½″	1105	166	75	**Q1842V76A-5D**	175	79	**Q2142V76A-5D**	194	88	**Q2442V76A-5D**	235	106	**Q3042V76A-5D**
48″	1219	49½″	1257	171	77	**Q1848V76A-5D**	184	83	**Q2148V76A-5D**	199	90	**Q2448V76A-5D**	244	111	**Q3048V76A-5D**
54″	1372	55½″	1410	189	85	**Q1854V76A-5D**	199	90	**Q2154V76A-5D**	219	99	**Q2454V76A-5D**	258	117	**Q3054V76A-5D**
60″	1524	61½″	1562	198	90	**Q1860V76A-5D**	208	94	**Q2160V76A-5D**	228	103	**Q2460V76A-5D**	267	121	**Q3060V76A-5D**
66″	1676	67½″	1715	217	98	**Q1866V76A-5D**	230	104	**Q2166V76A-5D**	249	113	**Q2466V76A-5D**	289	131	**Q3066V76A-5D**
72″	1829	73½″	1867	219	99	**Q1872V76A-5D**	244	111	**Q2172V76A-5D**	259	118	**Q2472V76A-5D**	299	136	**Q3072V76A-5D**

* For unit width, add 5″ (127mm) to shelf width.
** Dimensions are nominal.

100 Industrial Boulevard, Clayton, DE 19938-8903 U.S.A.
Phone: 800-441-8440 or 302-653-3000. Fax: 302-653-2065
http://www.eaglegrp.com

EAGLE GROUP
Profit from the Eagle Advantage®

Q-LEVER® 86″ (2184mm) Five-Tier Starter Units

see spec sheets **EG01.58E** *and* **EG01.58F**



unit with all wire shelves

unit with bottom dunnage shelf

FEATURES:

- Features two 86″ *(2184mm)* uprights, two braces, X-brace assembly, and hardware.
- Uprights utilize pins on 2″ *(51mm)* centers for maximum flexibility for shelves and accessories
- Choice of Valu-Master® gray or Valu-Gard® green epoxy finish on shelves
- Valu-Master® gray epoxy finish on upright(s)

Consult factory for pricing.

Starter Units with All Wire Shelves

Includes five wire shelves and four pairs of brackets. To order units with Valu-Gard® green epoxy coated shelves, replace "V" in model number with **VG**. Example: Q2442**VG**86-5

shelf length		unit** length		…with 18″ (457mm)-wide Shelves *			…with 21″ (533mm)-wide Shelves *			…with 24″ (610mm)-wide Shelves *			…with 30″ (762mm)-wide Shelves *		
				weights		w/Valu-Master® gray epoxy	weights		w/Valu-Master® gray epoxy	weights		w/Valu-Master® gray epoxy	weights		w/Valu-Master® gray epoxy
in.	mm	in.	mm	lbs.	kg	coated shelves	lbs.	kg	coated shelves	lbs.	kg	coated shelves	lbs.	kg	coated shelves
24″	610	28″	711	166	75	**Q1824V86-5**	182	83	**Q2124V86-5**	189	86	**Q2424V86-5**	–		–
30″	762	34″	864	172	78	**Q1830V86-5**	183	83	**Q2130V86-5**	200	91	**Q2430V86-5**	240	109	**Q3030V86-5**
36″	914	40″	1016	178	81	**Q1836V86-5**	194	88	**Q2136V86-5**	211	96	**Q2436V86-5**	246	111	**Q3036V86-5**
42″	1067	46″	1168	189	86	**Q1842V86-5**	200	91	**Q2142V86-5**	222	101	**Q2442V86-5**	262	119	**Q3042V86-5**
48″	1219	52″	1320	195	88	**Q1848V86-5**	211	96	**Q2148V86-5**	228	103	**Q2448V86-5**	273	124	**Q3048V86-5**
54″	1372	58″	1473	211	96	**Q1854V86-5**	222	101	**Q2154V86-5**	244	111	**Q2454V86-5**	279	126	**Q3054V86-5**
60″	1524	64″	1626	222	101	**Q1860V86-5**	233	106	**Q2160V86-5**	255	116	**Q2460V86-5**	290	131	**Q3060V86-5**
66″	1676	70″	1778	239	108	**Q1866V86-5**	250	114	**Q2166V86-5**	272	123	**Q2466V86-5**	307	139	**Q3066V86-5**
72″	1829	76″	1930	241	109	**Q1872V86-5**	267	121	**Q2172V86-5**	284	129	**Q2472V86-5**	319	144	**Q3072V86-5**

* For unit width, add 5″ (127mm) to shelf width.
** Dimensions are nominal.

Starter Units with Bottom Dunnage Shelf

Includes four wire shelves, four pairs of brackets and one dunnage shelf. To order units with Valu-Gard® green epoxy coated shelves, replace "V" in model number with **VG**. Example: Q3048**VG**86-5D

shelf length		unit** length		…with 18″ (457mm)-wide Shelves *			…with 21″ (533mm)-wide Shelves *			…with 24″ (610mm)-wide Shelves *			…with 30″ (762mm)-wide Shelves *		
				weights		w/Valu-Master® gray epoxy	weights		w/Valu-Master® gray epoxy	weights		w/Valu-Master® gray epoxy	weights		w/Valu-Master® gray epoxy
in.	mm	in.	mm	lbs.	kg	coated shelves	lbs.	kg	coated shelves	lbs.	kg	coated shelves	lbs.	kg	coated shelves
24″	610	28″	711	173	78	**Q1824V86-5D**	188	85	**Q2124V86-5D**	196	89	**Q2424V86-5D**	–		–
30″	762	34″	864	182	83	**Q1830V86-5D**	193	88	**Q2130V86-5D**	209	95	**Q2430V86-5D**	249	113	**Q3030V86-5D**
36″	914	40″	1016	190	86	**Q1836V86-5D**	204	93	**Q2136V86-5D**	222	101	**Q2436V86-5D**	259	117	**Q3036V86-5D**
42″	1067	46″	1168	206	93	**Q1842V86-5D**	216	98	**Q2142V86-5D**	237	107	**Q2442V86-5D**	279	127	**Q3042V86-5D**
48″	1219	52″	1320	211	96	**Q1848V86-5D**	225	104	**Q2148V86-5D**	242	110	**Q2448V86-5D**	288	131	**Q3048V86-5D**
54″	1372	58″	1473	229	104	**Q1854V86-5D**	240	109	**Q2154V86-5D**	262	119	**Q2454V86-5D**	302	137	**Q3054V86-5D**
60″	1524	64″	1626	238	108	**Q1860V86-5D**	249	113	**Q2160V86-5D**	271	123	**Q2460V86-5D**	311	141	**Q3060V86-5D**
66″	1676	70″	1778	257	117	**Q1866V86-5D**	271	123	**Q2166V86-5D**	292	132	**Q2466V86-5D**	334	151	**Q3066V86-5D**
72″	1829	76″	1930	259	117	**Q1872V86-5D**	285	129	**Q2172V86-5D**	302	137	**Q2472V86-5D**	344	155	**Q3072V86-5D**

* For unit width, add 5″ (127mm) to shelf width.
** Dimensions are nominal.

Q-LEVER® 86″ (2184mm) Five-Tier Add-On Units

see spec sheets **EG01.59E** *and* **EG01.59F**



unit with all wire shelves



unit with bottom dunnage shelf

FEATURES:

- Features one 86″ *(2184mm)* upright, two braces, X-brace assembly, and hardware.
- Uprights utilize pins on 2″ *(51mm)* centers for maximum flexibility for shelves and accessories
- Choice of Valu-Master® gray or Valu-Gard® green epoxy finish on shelves
- Valu-Master® gray epoxy finish on upright(s)

Consult factory for pricing.

Add-On Units with All Wire Shelves

Includes five wire shelves and four pairs of brackets. To order units with Valu-Gard® green epoxy coated shelves, replace "V" in model number with **VG**. Example: Q2442**VG**86A-5

shelf length		unit** length		…with 18″ (457mm)-wide Shelves *			…with 21″ (533mm)-wide Shelves *			…with 24″ (610mm)-wide Shelves *			…with 30″ (762mm)-wide Shelves *		
				weights		w/Valu-Master® gray epoxy	weights		w/Valu-Master® gray epoxy	weights		w/Valu-Master® gray epoxy	weights		w/Valu-Master® gray epoxy
in.	mm	in.	mm	lbs.	kg	coated shelves	lbs.	kg	coated shelves	lbs.	kg	coated shelves	lbs.	kg	coated shelves
24″	610	25½″	648	129	58	**Q1824V86A-5**	144	65	**Q2124V86A-5**	149	68	**Q2424V86A-5**	–		–
30″	762	31½″	800	135	61	**Q1830V86A-5**	145	66	**Q2130V86A-5**	160	73	**Q2430V86A-5**	198	90	**Q3030V86A-5**
36″	914	37½″	953	141	64	**Q1836V86A-5**	156	71	**Q2136V86A-5**	171	78	**Q2436V86A-5**	204	93	**Q3036V86A-5**
42″	1067	43½″	1105	152	69	**Q1842V86A-5**	162	73	**Q2142V86A-5**	182	83	**Q2442V86A-5**	220	100	**Q3042V86A-5**
48″	1219	49½″	1257	158	71	**Q1848V86A-5**	173	78	**Q2148V86A-5**	188	85	**Q2448V86A-5**	231	105	**Q3048V86A-5**
54″	1372	55½″	1410	174	79	**Q1854V86A-5**	184	83	**Q2154V86A-5**	204	93	**Q2454V86A-5**	237	108	**Q3054V86A-5**
60″	1524	61½″	1562	185	84	**Q1860V86A-5**	195	88	**Q2160V86A-5**	215	98	**Q2460V86A-5**	248	113	**Q3060V86A-5**
66″	1676	67½″	1715	202	91	**Q1866V86A-5**	212	96	**Q2166V86A-5**	232	105	**Q2466V86A-5**	265	120	**Q3066V86A-5**
72″	1829	73½″	1867	204	92	**Q1872V86A-5**	229	104	**Q2172V86A-5**	244	111	**Q2472V86A-5**	277	126	**Q3072V86A-5**

* For unit width, add 5″ (127mm) to shelf width.
** Dimensions are nominal.

Add-On Units with Bottom Dunnage Shelf

Includes four wire shelves, four pairs of brackets and one dunnage shelf. To order units with Valu-Gard® green epoxy coated shelves, replace "V" in model number with **VG**. Example: Q3048**VG**86A-5D

shelf length		unit** length		…with 18″ (457mm)-wide Shelves *			…with 21″ (533mm)-wide Shelves *			…with 24″ (610mm)-wide Shelves *			…with 30″ (762mm)-wide Shelves *		
				weights		w/Valu-Master® gray epoxy	weights		w/Valu-Master® gray epoxy	weights		w/Valu-Master® gray epoxy	weights		w/Valu-Master® gray epoxy
in.	mm	in.	mm	lbs.	kg	coated shelves	lbs.	kg	coated shelves	lbs.	kg	coated shelves	lbs.	kg	coated shelves
24″	610	25½″	648	136	61	**Q1824V86A-5D**	150	68	**Q2124V86A-5D**	156	71	**Q2424V86A-5D**	–		–
30″	762	31½″	800	145	66	**Q1830V86A-5D**	155	70	**Q2130V86A-5D**	169	77	**Q2430V86A-5D**	207	94	**Q3030V86A-5D**
36″	914	37½″	953	153	69	**Q1836V86A-5D**	166	75	**Q2136V86A-5D**	182	83	**Q2436V86A-5D**	217	99	**Q3036V86A-5D**
42″	1067	43½″	1105	169	76	**Q1842V86A-5D**	178	81	**Q2142V86A-5D**	197	89	**Q2442V86A-5D**	238	108	**Q3042V86A-5D**
48″	1219	49½″	1257	174	79	**Q1848V86A-5D**	187	85	**Q2148V86A-5D**	202	92	**Q2448V86A-5D**	247	112	**Q3048V86A-5D**
54″	1372	55½″	1410	192	87	**Q1854V86A-5D**	202	92	**Q2154V86A-5D**	222	101	**Q2454V86A-5D**	261	118	**Q3054V86A-5D**
60″	1524	61½″	1562	201	91	**Q1860V86A-5D**	211	96	**Q2160V86A-5D**	231	105	**Q2460V86A-5D**	270	122	**Q3060V86A-5D**
66″	1676	67½″	1715	220	100	**Q1866V86A-5D**	233	106	**Q2166V86A-5D**	252	114	**Q2466V86A-5D**	292	133	**Q3066V86A-5D**
72″	1829	73½″	1867	222	100	**Q1872V86A-5D**	247	112	**Q2172V86A-5D**	262	119	**Q2472V86A-5D**	302	137	**Q3072V86A-5D**

* For unit width, add 5″ (127mm) to shelf width.
** Dimensions are nominal.

100 Industrial Boulevard, Clayton, DE 19938-8903 U.S.A.
Phone: 800-441-8440 or 302-653-3000. Fax: 302-653-2065
http://www.eaglegrp.com

EAGLE GROUP
Profit from the Eagle Advantage®

Q-LEVER® Workstations with Open Base

see spec sheet **EG01.60**



worktable with open base

FEATURES:

- Features tabletop, two 36″ *(914mm)* uprights with legs & feet, and X-brace assembly.
- Tabletop constructed of 14 gauge type 304 stainless steel.
- Removable tabletop, no need for tools.
- 4½″ backsplash.
- Valu-Master® gray epoxy finish on uprights.

Consult factory for pricing.

tabletop length		unit* length		…with 24″ (610mm)-wide Tabletop*				…with 30″ (762mm)-wide Tabletop*			
in.	mm	in.	mm	weight lbs.	weight kg	w/Valu-Master® gray epoxy coated shelves	w/Valu-Gard® green epoxy coated shelves	weight lbs.	weight kg	w/Valu-Master® gray epoxy coated shelves	w/Valu-Gard® green epoxy coated shelves
36″	914	40″	1016	108	49	**Q2436V36-WO**	**Q2436VG36-WO**	117	53	**Q3036V36-WO**	**Q3036VG36-WO**
42″	1067	46″	1168	117	53	**Q2442V36-WO**	**Q2442VG36-WO**	124	56	**Q3042V36-WO**	**Q3042VG36-WO**
48″	1219	52″	1320	122	55	**Q2448V36-WO**	**Q2448VG36-WO**	131	59	**Q3048V36-WO**	**Q3048VG36-WO**
54″	1372	58″	1473	129	58	**Q2454V36-WO**	**Q2454VG36-WO**	138	62	**Q3054V36-WO**	**Q3054VG36-WO**
60″	1524	64″	1626	135	61	**Q2460V36-WO**	**Q2460VG36-WO**	145	66	**Q3060V36-WO**	**Q3060VG36-WO**

* Dimensions are nominal.

Q-LEVER® Workstations with Storage Shelf

see spec sheet **EG01.60**



worktable with storage shelf

FEATURES:

- Features tabletop, two 36″ *(914mm)* uprights with legs & feet, X-brace assembly, and heavy duty dunnage shelf.
- Tabletop constructed of 14 gauge type 304 stainless steel.
- Removable tabletop, no need for tools.
- 4½″ backsplash.
- Valu-Master® gray epoxy finish on uprights.

Consult factory for pricing.

tabletop length		unit* length		…with 24″ (610mm)-wide Tabletop*				…with 30″ (762mm)-wide Tabletop*			
in.	mm	in.	mm	weight lbs.	weight kg	w/Valu-Master® gray epoxy coated shelves	w/Valu-Gard® green epoxy coated shelves	weight lbs.	weight kg	w/Valu-Master® gray epoxy coated shelves	w/Valu-Gard® green epoxy coated shelves
36″	914	40″	1016	140	63	**Q2436V36-WS**	**Q2436VG36-WS**	154	70	**Q3036V36-WS**	**Q3036VG36-WS**
42″	1067	46″	1168	153	69	**Q2442V36-WS**	**Q2442VG36-WS**	167	76	**Q3042V36-WS**	**Q3042VG36-WS**
48″	1219	52″	1320	161	73	**Q2448V36-WS**	**Q2448VG36-WS**	178	80	**Q3048V36-WS**	**Q3048VG36-WS**
54″	1372	58″	1473	175	79	**Q2454V36-WS**	**Q2454VG36-WS**	192	87	**Q3054V36-WS**	**Q3054VG36-WS**
60″	1524	64″	1626	184	83	**Q2460V36-WS**	**Q2460VG36-WS**	205	93	**Q3060V36-WS**	**Q3060VG36-WS**

* Dimensions are nominal.

Q-LEVER® Overhead Storage Stations

see spec sheet **EG01.61**



FEATURES:

- Features two 76″ *(1930mm)* uprights with legs & feet, X-brace assembly, and two overshelves.
- Overshelves adjust on 2″ *(51mm)* increments.
- Choice of Valu-Master® gray or Valu-Gard® green epoxy finish on shelves.
- Valu-Master® gray epoxy finish on uprights.

Consult factory for pricing.

shelf length in.	shelf length mm	unit* length in.	unit* length mm	…with 24″ (610mm) Overall Width* weight lbs.	weight kg	w/Valu-Master® gray epoxy coated shelves	w/Valu-Gard® green epoxy coated shelves	…with 30″ (762mm) Overall Width* weight lbs.	weight kg	w/Valu-Master® gray epoxy coated shelves	w/Valu-Gard® green epoxy coated shelves
36″	914	40″	1016	137	62	**Q2436V76-OS**	**Q2436VG76-OS**	154	70	**Q3036V76-OS**	**Q3036VG76-OS**
42″	1067	46″	1168	142	64	**Q2442V76-OS**	**Q2442VG76-OS**	161	73	**Q3042V76-OS**	**Q3042VG76-OS**
48″	1219	52″	1320	145	66	**Q2448V76-OS**	**Q2448VG76-OS**	166	75	**Q3048V76-OS**	**Q3048VG76-OS**
54″	1372	58″	1473	152	69	**Q2454V76-OS**	**Q2454VG76-OS**	169	76	**Q3054V76-OS**	**Q3054VG76-OS**
60″	1524	64″	1626	157	71	**Q2460V76-OS**	**Q2460VG76-OS**	174	79	**Q3060V76-OS**	**Q3060VG76-OS**

* Dimensions are nominal.

Q-LEVER® Task Stations

see spec sheet **EG01.61**



FEATURES:

- Features tabletop, two 76″ *(1930mm)* uprights with legs & feet, X-brace assembly, wall grid, and two adjustable overshelves.
- Wall grid features 3″ x 3″ *(76 x 76mm)* mesh.
- Tabletop is removable, no need for tools.
- Choice of Valu-Master® gray or Valu-Gard® green epoxy finish on shelves.
- Valu-Master® gray epoxy finish on uprights.

Consult factory for pricing.

shelf length in.	shelf length mm	unit* length in.	unit* length mm	…with 24″ (610mm)-wide Tabletop* weight lbs.	weight kg	w/Valu-Master® gray epoxy coated shelves	w/Valu-Gard® green epoxy coated shelves	…with 30″ (762mm)-wide Tabletop* weight lbs.	weight kg	w/Valu-Master® gray epoxy coated shelves	w/Valu-Gard® green epoxy coated shelves
36″	914	40″	1016	198	90	**Q2436V76-TS**	**Q2436VG76-TS**	207	94	**Q3036V76-TS**	**Q3036VG76-TS**
42″	1067	46″	1168	213	97	**Q2442V76-TS**	**Q2442VG76-TS**	222	101	**Q3042V76-TS**	**Q3042VG76-TS**
48″	1219	52″	1320	222	101	**Q2448V76-TS**	**Q2448VG76-TS**	231	105	**Q3048V76-TS**	**Q3048VG76-TS**
54″	1372	58″	1473	237	108	**Q2454V76-TS**	**Q2454VG76-TS**	246	112	**Q3054V76-TS**	**Q3054VG76-TS**
60″	1524	64″	1626	249	113	**Q2460V76-TS**	**Q2460VG76-TS**	258	117	**Q3060V76-TS**	**Q3060VG76-TS**

* Dimensions are nominal.

100 Industrial Boulevard, Clayton, DE 19938-8903 U.S.A.
Phone: 800-441-8440 or 302-653-3000. Fax: 302-653-2065
http://www.eaglegrp.com

EAGLE GROUP
Profit from the Eagle Advantage®

Q-LEVER® Utility Stations

see spec sheet **EG01.62**



FEATURES:

- Features tabletop, drawers, two 76″ *(1930mm)* uprights with legs & feet, X-brace assembly, wall grid, two adjustable overshelves, and heavy duty dunnage shelf.
- Overshelves adjust on 2″ *(51mm)* increments.
- Tabletop is removable, no need for tools.
- Choice of Valu-Master® gray or Valu-Gard® green epoxy finish on shelves.
- Valu-Master® gray epoxy finish on uprights.

Consult factory for pricing.

				…with 24″ (610mm)-wide Tabletop*				…with 30″ (762mm)-wide Tabletop*			
tabletop length		unit* length		weight		w/Valu-Master® gray epoxy coated shelves	w/Valu-Gard® green epoxy coated shelves	weight		w/Valu-Master® gray epoxy coated shelves	w/Valu-Gard® green epoxy coated shelves
in.	mm	in.	mm	lbs.	kg			lbs.	kg		
36″	914	40″	1016	244	111	**Q2436V76-US**	**Q2436VG76-US**	273	124	**Q3036V76-US**	**Q3036VG76-US**
42″	1067	46″	1168	263	119	**Q2442V76-US**	**Q2442VG76-US**	294	133	**Q3042V76-US**	**Q3042VG76-US**
48″	1219	52″	1320	275	125	**Q2448V76-US**	**Q2448VG76-US**	311	141	**Q3048V76-US**	**Q3048VG76-US**
54″	1372	58″	1473	297	135	**Q2454V76-US**	**Q2454VG76-US**	329	149	**Q3054V76-US**	**Q3054VG76-US**
60″	1524	64″	1626	312	141	**Q2460V76-US**	**Q2460VG76-US**	348	158	**Q3060V76-US**	**Q3060VG76-US**

* Dimensions are nominal.

Q-LEVER® Manager's Stations

see spec sheet **EG01.62**



shown with optional storage baskets, supply bins and hooks

FEATURES:

- Features tabletop, drawers, two 76″ *(1930mm)* uprights with legs & feet, X-brace assembly, power strip, overhead light, monitor arm, wall grid, and bin holder.
- Tabletop is removable, no need for tools.
- Choice of Valu-Master® gray or Valu-Gard® green epoxy finish on shelves.
- Valu-Master® gray epoxy finish on uprights.

Consult factory for pricing.

				…with 24″ (610mm)-wide Tabletop*				…with 30″ (762mm)-wide Tabletop*			
tabletop length		unit* length		weight		w/Valu-Master® gray epoxy coated shelves	w/Valu-Gard® green epoxy coated shelves	weight		w/Valu-Master® gray epoxy coated shelves	w/Valu-Gard® green epoxy coated shelves
in.	mm	in.	mm	lbs.	kg			lbs.	kg		
36″	914	40″	1016	297	135	**Q2436V76-MS**	**Q2436VG76-MS**	315	143	**Q3036V76-MS**	**Q3036VG76-MS**
42″	1067	46″	1168	322	146	**Q2442V76-MS**	**Q2442VG76-MS**	342	155	**Q3042V76-MS**	**Q3042VG76-MS**
48″	1219	52″	1320	339	154	**Q2448V76-MS**	**Q2448VG76-MS**	360	163	**Q3048V76-MS**	**Q3048VG76-MS**
54″	1372	58″	1473	366	166	**Q2454V76-MS**	**Q2454VG76-MS**	387	176	**Q3054V76-MS**	**Q3054VG76-MS**
60″	1524	64″	1626	386	175	**Q2460V76-MS**	**Q2460VG76-MS**	410	186	**Q3060V76-MS**	**Q3060VG76-MS**

* Dimensions are nominal.

NEW

Q-LEVER® Units with Top and/or Base Cabinets

see product announcement **EG8214**

see spec sheets **EG01.64** **EG01.65**



FEATURES:

- Freestanding units maximize overall storage.
- Choose to add top cabinet, base cabinet, or both top and base cabinets.
- With no front uprights, accessibility and productivity are improved.
- Wall bolting not required.
- Uprights utilize 2″ adjustment for height of cabinets.
- Base cabinet suspended off the floor at desired height.
- Can be expanded side-to-side with Add-on units which share a common upright with existing unit, saving cost and space.

Consult factory for pricing.



1 Start with "Skeleton" unit.

Consists of two 86″-tall uprights, two lateral braces, one x-brace assembly, and hardware. Valu-Master® gray epoxy finish.

for cabinet width		for cabinet length		unit length*		
in.	mm	in.	mm	in.	mm	model
30″	762	36″	914	40″	1016	**Q3036V86**
30″	762	42″	1067	46″	1168	**Q3042V86**
30″	762	48″	1219	52″	1321	**Q3048V86**

* Dimensions are nominal.

2 Add base cabinet…

Includes heavy gauge stainless steel top with hat channel reinforcement. Rear of cabinet interlocks into pegs of each upright, allowing for height adjustment without the use of tools. Units available with open front, sliding doors, or hinged doors.



width		length		weight		WITH OPEN FRONT	WITH HINGED DOORS**	WITH SLIDING DOORS**
in.	mm	in.	mm	lbs.	kg	model #	model #	model #
30″	762	36″	914	137	62.1	**QOB3036SEB**	**QCBH3036SEB**	**QCB3036SEB**
30″	762	42″	1067	152	68.9	**QOB3042SEB**	**QCBH3042SEB**	**QCB3042SEB**
30″	762	48″	1219	167	75.8	**QOB3048SEB**	**QCBH3048SEB**	**QCB3048SEB**

** Optional door lock available for cabinets with doors. To order, add suffix **-L** (example: QCBH3036SEB-**L**)

3 …and/or top cabinet.

Heavy gauge stainless steel. Features sloped top. Rear of cabinet interlocks into pegs of each upright, allowing for height adjustment without the use of tools. Available with open front, sliding doors, or hinged doors.



width		length		weight		WITH OPEN FRONT	WITH HINGED DOORS**	WITH SLIDING DOORS**
in.	mm	in.	mm	lbs.	kg	model #	model #	model #
15″	381	36″	914	125	56.7	**QWCO-36**	**QWCH-36**	**QWCS-36**
15″	381	42″	1067	145	65.8	**QWCO-42**	**QWCH-42**	**QWCS-42**
15″	381	48″	1219	165	74.8	**QWCO-48**	**QWCH-48**	**QWCS-48**

** Optional door lock available for cabinets with doors. To order, add suffix **-L** (example: QWBH-36-**L**)

100 Industrial Boulevard, Clayton, DE 19938-8903 U.S.A.
Phone: 800-441-8440 or 302-653-3000. Fax: 302-653-2065
http://www.eaglegrp.com

EAGLE GROUP
Profit from the Eagle Advantage®

Q-LEVER® Accessories

see spec sheet **EG01.63**

Drawers

- Stainless steel construction.
- Choice of two 3″ *(76mm)* tall drawers, or one 6″ tall drawer.
- Screws into existing holes in underside of Q-LEVER® workstation top.
- Precision steel ball bearing drawer slides for medium-duty applications.
- Drawer profile features an easy to operate disconnect finger release trigger.
- Load capacity is 100 lbs. (45 kg).

description	weight lbs.	weight kg	model #
one 6″-tall drawers	28	13	**QDRAWER-1**
two 3″-tall drawers	30	14	**QDRAWER-2**



Tabletops

- Heavy gauge polished stainless steel construction.
- 4½″ *(114mm)* backsplash.
- Square edges are turned down 90°, with a 30° kick in the front.
- Reinforced with hat channel construction underneath.
- Channel construction provides holes to accept drawers.
- Tabletops are removable.



length in.	length mm	24″ (610mm)-wide weight lbs.	24″ (610mm)-wide weight kg	24″ (610mm)-wide model	30″ (762mm)-wide weight lbs.	30″ (762mm)-wide weight kg	30″ (762mm)-wide model
24″	610	26	12	**Q2424T**	32	15	**Q3024T**
30″	762	32	15	**Q2430T**	35	16	**Q3030T**
36″	914	38	17	**Q2436T**	41	19	**Q3036T**
42″	1067	46	21	**Q2442T**	47	21	**Q3042T**
48″	1219	50	23	**Q2448T**	53	24	**Q3048T**
54″	1372	56	25	**Q2454T**	59	27	**Q3054T**
60″	1524	61	28	**Q2460T**	65	30	**Q3060T**
72″	1829	71	32	**Q2472T**	74	34	**Q3072T**

Overhead Lights

- Overhead light shelf is powder-coated Valu-Master® gray.
- Dimmable light fixture is powder white.
- Built-in ON/OFF switch with a high/low output option.
- Color temp = Warm White
- Power cord is 78″ *(1981mm)* in length.
- Adjustable on Q-LEVER® uprights.



length in.	length mm	weight lbs.	weight kg	model	length in.	length mm	weight lbs.	weight kg	model
24″	610	4	2	**Q24VO**	48″	1219	16	7	**Q48VO**
30″	762	7	3	**Q30VO**	54″	1372	19	9	**Q54VO**
36″	914	9	4	**Q36VO**	60″	1524	22	10	**Q60VO**
42″	1067	13	6	**Q42VO**	72″	1829	24	11	**Q72VO**

Power Strips

- Power strip is powder-coated black, mount is powder-coated Valu-Master® gray.
- 120-volt, NEMA 5-15P.
- Outlets are placed at right angle to accommodate bulky transformers.
- Comes with a 15´ AC power cord.
- Lighted power switch confirms power ON/OFF status.
- Snap-in switch guard prevents accidental turnoff.
- Uses a 15-amp circuit breaker.
- Adjustable on Q-LEVER® uprights.



length in.	length mm	weight lbs.	weight kg	model	length in.	length mm	weight lbs.	weight kg	model
24″	610	9	3	**Q24VP**	48″	1219	13	6	**Q48VP**
30″	762	10	5	**Q30VP**	54″	1372	14	6	**Q54VP**
36″	914	11	5	**Q36VP**	60″	1524	15	7	**Q60VP**
42″	1067	12	5	**Q42VP**	72″	1829	17	8	**Q72VP**

Flat Panel Monitor Arm

- Plated powder-coated black.
- Can pivot left-to-right.
- Universal VESA mount – 100 x 100mm and 75 x 75 mm hole pattern.
- Accepts all flat pattern monitors 10″ to 30″.
- Has internal area for internal cable management for a neat appearance.
- Adjustable on Q-LEVER® uprights.
- Can be mounted on either side of upright.
- Weight capacity is 14 lbs (6.4 kg).



weight lbs.	weight kg	model #
5	2	**QARM**

Consult factory for pricing.

Q-LEVER® Accessories

see spec sheet **EG01.63**

Wall Grids



- Wires are 2-gauge mild steel, crisscrossed to create a 3″ x 3″ mesh.
- Easily hooks onto uprights without the need for tools.
- Holds wall mat accessories.
- Valu-Master® gray epoxy finish.

height x length				
in.	mm	weight lbs.	weight kg	model
18″ x 36″	457 x 914	7	3	**Q1836VW**
18″ x 48″	457 x 1219	11	5	**Q1848VW**
18″ x 60″	457 x 1524	15	7	**Q1860VW**
30″ x 36″	762 x 914	11	5	**Q3036VW**
30″ x 48″	762 x 1219	15	7	**Q3048VW**

Hanger Rails



- Easily hooks onto uprights.
- Accommodates all accessories.
- Can be used as a backstop.
- Valu-Master® gray epoxy finish.

length		weight		
in.	mm	lbs.	kg	model
24″	610	3	1	**Q24VH**
30″	762	3	1	**Q30VH**
36″	914	4	2	**Q36VH**
42″	1067	5	2	**Q42VH**

length		weight		
in.	mm	lbs.	kg	model
48″	1219	6	3	**Q48VH**
54″	1372	7	3	**Q54VH**
60″	1524	8	4	**Q60VH**
72″	1829	10	5	**Q72VH**

Supply Bins



- Made of durable polypropylene, providing longlasting years of service.
- Integral molded slots accept ID labels.

color	width x length x height in.	mm	weight lbs.	kg	carton quantity	model
blue	5½″ x 10⅞″ x 5″	140 x 276 x 127	12	6	12	**A203877**
blue	11″ x 10⅞″ x 5″	279 x 276 x 127	9	4	6	**A203879**
blue	8¼″ x 14¾″ x 7″	210 x 375 x 178	22	10	12	**A203881**
blue	16½″ x 14¾″ x 7″	419 x 375 x 178	18	8	6	**A203883**

Storage Baskets



- Easily attaches to hanger rail or side of wire shelf.
- Valu-Master® gray epoxy finish.

width x length x height		weight		
in.	mm	lbs.	kg	model
5″ x 13⅜″ x 7″	127 x 340 x 178	3	1	**WB-V**
7½″ x 17⅜″ x 5″	191 x 441 x 127	5	2	**WB-M-V**
7½″ x 17⅜″ x 10″	191 x 441 x 254	6	3	**WB-L-V**

Consult factory for pricing.

100 Industrial Boulevard, Clayton, DE 19938-8903 U.S.A.
Phone: 800-441-8440 or 302-653-3000. Fax: 302-653-2065
http://www.eaglegrp.com

EAGLE GROUP
Profit from the Eagle Advantage®

NEW

Mobile Pick-Up / Stationary Staging Shelving

see spec sheet **EG01.70**



patented QuadTruss® design

(Patent #5,390,803)

- Modular shelving system adjustable on 1″ increments
- Five (5) wire shelves with patented QuadTruss® design (patent #5,390,803)
- Five (5) clear shelf inlays
- Five (5) clear shelf markers
- Two (2) 63″ front posts
- Two (5) 54″ rear posts
- All posts are 1″ diameter
- Mobile order signage

FEATURES:

	length		weight		Chrome	Black
	in.	mm	lb.	kg	model #	model #
18″ width *(457mm)*	24″	608	65	29.5	**TGS1824C-5**	**TGS1824BL-5**
	36″	914	72	32.6	**TGS1836C-5**	**TGS1836BL-5**
	48″	1219	95	43.1	**TGS1848C-5**	**TGS1848BL-5**

NOTES

Shelf Select™

A No-Cost Design & Layout Service for Shelving Products.

by EAGLE SpecFAB Division
Quality Stainless & Millwork Fabrication

Typical Shelf Select™ applications include walk-in coolers and freezers; dry storage areas; supermarkets; and department stores.

Provide Us With:

- Dimensions of a storage space available.
- Number of shelves per unit.
- Post heights.
- Indicate stationary, mobile or high density shelving.
- Any additional specific or pertinent storage requirements.

And We'll Provide You With:

- ***Plan View***
  Shelving system layout makes the most efficient utilization of your space available.
- ***Perspective View****
  Illustrates the proposed equipment assembled in the available space. A great tool for presentation which reduces field assembly time when provided to your installer.
- ***Quote****
  Includes model numbers, net prices and shipping weights for all components in specified job.

* Will be provided after plan view is approved.

For more information about Shelf Select™, request Shelf Select™ service announcement **EG8027**

Simply

Email: quotes@eaglegrp.com

Fax: 302-653-2065

in your order and our trained staff will begin planning, layout and quotation upon receipt.

A completed Shelf Select™ custom layout and quotation will be mailed, emailed or faxed back to you within 48 hours.

PLAN VIEW

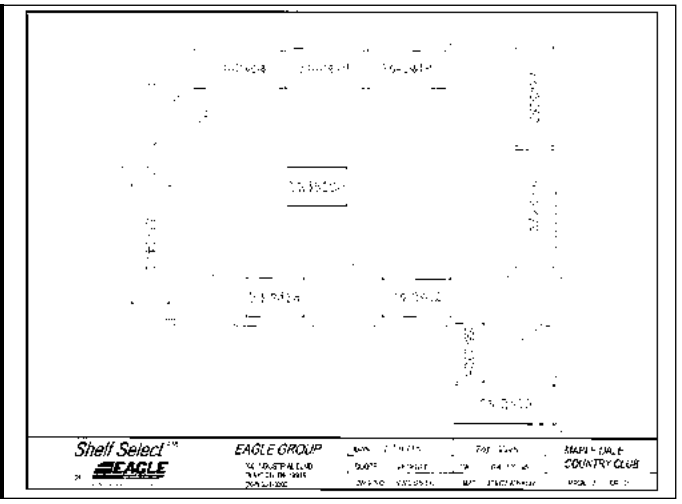

PERSPECTIVE VIEW

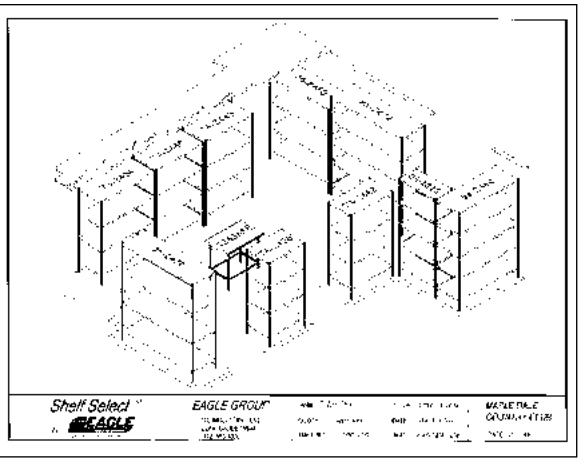



FINAL OUTCOME!

100 Industrial Boulevard, Clayton, DE 19938-8903 U.S.A.
Phone: 800-441-8440 or 302-653-3000. Fax: 302-653-2065
http://www.eaglegrp.com

EAGLE GROUP
Profit from the Eagle Advantage®

Adjustable Post Wire Wall Mounts

Sold as Components 112
Sold as Prepackaged Units 111

Snap-n-Slide®

Wall Shelves 106
Wire Wall Shelves 107
with Ticket Rail 107

Wall Shelves

Cooking Line Wall Shelves.....113
Microwave Shelves 110
Pass-Thru Shelves.....110
Piggyback Wall Mounted Shelf Kits 108
Printer Shelves 113
Shelves with Removable Hooks 109
Single Bar Pot Racks 107
Stationary Wire Wall Mounts 112
Tab Lock Shelves 110
Wall Mounted Shelves 108
Wire Wall Shelf Kits 111

WALSTOR® Modular Wall System 104

WALSTOR® Modular Wall System Accessories 105

Wall Mounted Drop Tables/Shelves (NSF)

see product announcement **EG02.15**

FEATURES:

- ¾″ *(19mm)* thick shelf.
- Pair of chrome-plated drop brackets.
- Weight capacity of 80 lbs. *(36.3 kg)*.

Convert wasted wall space into an organized work area.

width		length		Poly *			Richlite® **			16/3 Stainless Steel with Wooden Core		
in.	mm	in.	mm	weight lb.	weight kg	model #	weight lb.	weight kg	model #	weight lb.	weight kg	model #
10″	254	24″	610	8	3.6	**DSP-1024**	9	4.1	**DSR-1024**	12	5.4	**DSS-1024**
10″	254	30″	762	10	4.5	**DSP-1030**	11	5.0	**DSR-1030**	14	6.4	**DSS-1030**
10″	254	36″	914	11	5.0	**DSP-1036**	13	5.9	**DSR-1036**	16	7.3	**DSS-1036**
12″	305	24″	610	8	3.6	**DSP-1224**	10	4.5	**DSR-1224**	14	6.4	**DSS-1224**
12″	305	30″	762	11	5.0	**DSP-1230**	14	6.4	**DSR-1230**	16	7.3	**DSS-1230**
12″	305	36″	914	13	5.9	**DSP-1236**	19	8.6	**DSR-1236**	18	8.2	**DSS-1236**

* Poly tables/shelves can withstand hot items up to 180˚F without discoloration.
** Richlite® tables/shelves can withstand hot items up to 350˚F without discoloration.



drop bracket

shown in dropped-down position



WalStor®

WalStor® system shown demonstrating an uneven load capability.

Modular Wall System (NSF)

see spec sheet **EG02.00A**

Note: WalStor® must be mounted to a solid surface or studs in a wall. User needs to determine installation materials and methods suitable to hold and support the WalStor® system.

(•) MTS *(made to stock)* / ( ) MTO *(made to order)*

Wall Mats

- 3″ x 3″ *(76 x 76mm)* zinc-plated grids.
- Required only for hanging accessories.

height	length in.	length mm	weight lbs.	weight kg	cubic feet	model #
18″ *(457mm)*	36″	914	9	4.1	0.2	**WM1836** •
	48″	1219	11	5.0	0.3	**WM1848** •
	60″	1524	14	6.4	0.3	**WM1860**
24″ *(609mm)*	48″	1219	13	5.8	0.3	**WM2448** •
	72″	1828	19	8.6	0.5	**WM2472**
	84″	2133	22	9.9	0.6	**WM2484**
	96″	2438	25	11.3	0.7	**WM2496**
33″ *(838mm)*	54″	1372	22	9.9	0.5	**WM3354**
48″ *(1219mm)*	48″	1219	19	8.6	0.7	**WM4848**

Vertical Wall Uprights

- Zinc-plated finish.
- Sold in pairs.

height in.	height mm	weight lbs.	weight kg	cu ft	model #
12″	305	2	0.9	0.2	**PR12VU** •
30″	762	4	1.8	0.4	**PR30VU** •
45″	1143	5	2.3	0.5	**PR45VU** •



wall mats and vertical wall uprights

Wire Shelf Brackets

- Zinc-plated finish.
- Sold in pairs.

(**Note:** Must be ordered with Vertical Wall Uprights)



depth in.	depth mm	weight lbs.	weight kg	cubic feet	model #
14″	356	3	1.5	0.1	**PR14B** •
18″	457	4	2.0	0.1	**PR18B** •
21″	533	4	2.0	0.1	**PR21B**
24″	610	5	2.0	0.1	**PR24B**

Single Shelf Kits

- One EAGLEbrite® shelf with patented QuadTruss® design (patent #5,390,803).
- One wall mat.
- One pair of 30″ *(762mm)* vertical wall uprights.
- One pair of 18″ *(457mm)* wire shelf brackets.

	shelf and wall mat size in.	shelf and wall mat size mm	weight lbs.	weight kg	cu ft	model #
18″ width *(457mm)*	36″	914	35	15.9	3.5	**WAL-1-1836**
	48″	1219	36	16.3	4.5	**WAL-1-1848**

Double Shelf Kits



- Two EAGLEbrite® shelves with patented QuadTruss® design (patent #5,390,803).
- Two wall mats.
- One pair of 45″ *(1143mm)* vertical wall uprights.
- Two pairs of 18″ *(457mm)* wire shelf brackets.

	shelf dimensions in.	shelf dimensions mm	weight lbs.	weight kg	cubic feet	model #
18″ width *(457mm)*	36″	914	41	18.6	2.0	**WAL-2-1836**
	48″	1219	49	22.2	2.4	**WAL-2-1848**

Wall Grid Shelving - *see spec sheet* EG02.00C

Can be used with **NEW** Wall Brackets (see page 113).

width x length in.	width x length mm	weight lbs.	weight kg	cubic feet	chrome model #	Valu-Gard® model #	EAGLEbrite® model #
14″ x 30″	356 x 762	7	3.2	3.1	**1430WGS-C**	**1430WGS-VG**	**1430WGS-Z**
14″ x 36″	356 x 914	9	4.1	3.6	**1436WGS-C**	**1436WGS-VG**	**1436WGS-Z**
18″ x 30″	457 x 762	9	4.1	3.7	**1830WGS-C**	**1830WGS-VG**	**1830WGS-Z**
18″ x 36″	457 x 914	12	5.4	4.5	**1836WGS-C**	**1836WGS-VG**	**1836WGS-Z**
18″ x 48″	457 x 1219	15	6.8	6.0	**1848WGS-C**	**1848WGS-VG** •	**1848WGS-Z**

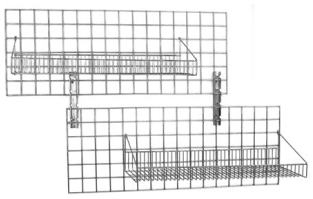

100 Industrial Boulevard, Clayton, DE 19938-8903 U.S.A.
Phone: 800-441-8440 or 302-653-3000. Fax: 302-653-2065
http://www.eaglegrp.com

EAGLE GROUP
Profit from the Eagle Advantage®

Custom configurations allow you to personalize your WalStor® system for merchandise displays or over-the-workstation storage. Engineered with the idea that a perfect storage system adapts easily to individual requirements.

Modular Wall System Accessories NSF

see spec sheet **EG02.00B**

(•) MTS *(made to stock)* / ( ) MTO *(made to order)*



WalStor® system with optional accessories shown

shelf collar plugs
Model #: **COLLAR PLUG**
(set of four)



utensil rack
Model #: **SCOOP10-VG**
5″ depth x 10-1/2″ length *(127 x 267mm)*,
2 lbs., 0.5 cu. ft. ValuGard® epoxy finish.



small snap hook**



large snap hook**



utensil hook**



large double hook**



book holder



light duty utility shelf



grid shelf

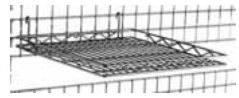

triangle shelf

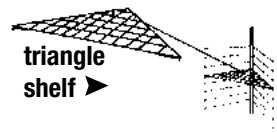

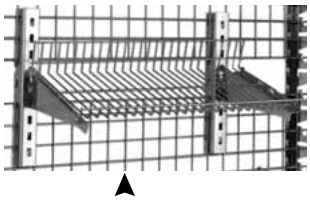

Vertical uprights for display shelf
See page 74 for display shelves.
Specify Universal Nolin *(manufacturer ID #2)*.
Requires a pair of DSS *(display shelf standards)*.

towel rack



spice rack



merchandising display hook**



large bin



small bin



hanging file holder



plastic bin holder



grid panel wall bracket



½-size pan holder



drop basket

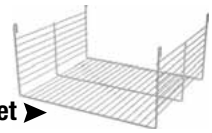

wire basket



grid panel basket



description	length x width x height in.	mm	weight lbs.	kg	cu ft	model #
½ size pan holder	12″ x 8″ x 3″	305 x 203 x 76	1.0	0.5	0.2	**PH3RD**
book holder	3″ x 12″ x 10″	76 x 305 x 254	2.0	0.9	0.2	**BH-1**
vertical uprights	2″ x 8¾″	51 x 222	2.0	0.9	0.3	**DSS**
drop basket *(for 18″ wire shelf)*	22″ x 18″ x 11″	559 x 457 x 280	3.0	1.4	0.3	**DB**
grid shelf	16¾″ x 16¾″	426 x 426	6.0	2.7	0.6	**GS17**
hanging file holder	12″ x 8″ x 3″	305 x 203 x 76	1.0	0.5	0.2	**HFH**
large double hook	2¼″ x 4¼″ x ⅜″	57 x 108 x 3	0.3	0.1	0.1	**LDH ** •**
large plastic bin	10⅞″ x 11″ x 5″	276 x 280 x 127	1.0	0.5	0.3	**A203879 ***
large snap hook	2¼″ x 4¼″ x ⅜″	57 x 108 x 3	0.3	0.1	0.1	**LH ** •**
lt. duty utility shelf	11¼″ x 8″ x 3½″	286 x 203 x 89	5.0	2.3	0.2	**LDUS12**
merch. dspl hook	4″ x 3″	101 x 76	0.2	0.1	0.1	**MDH-4 ****
merch. dspl hook	6″ x 3″	152 x 76	0.2	0.1	0.1	**MDH-6 ****
merch. dspl hook	8″ x 3″	203 x 76	0.2	0.1	0.1	**MDH-8 ****
merch. dspl hook	10″ x 3″	254 x 76	0.2	0.1	0.1	**MDH-10 ****

description	length x width x height in.	mm	weight lbs.	kg	cu ft	model #
merch. dspl hook	12″ x 3″	304 x 76	0.2	0.1	0.1	**MDH-12****
plastic bin dividers	10⅞″ x 5″	276 x 127	2.0	0.9	0.1	**A204237**
plastic bin holder	4″ x 2″	102 x 51	0.3	0.1	0.4	**PBH •**
small plastic bin	10⅞″ x 5½″ x 5″	276 x 140 x 127	0.75	0.3	0.2	**A203877 ***
small snap hook	1¼″ x 4¼″ x ⅜″	32 x 127 x 76	0.3	0.1	0.1	**SH ** •**
spice rack	14″ x 2″	356 x 51	1.0	0.5	0.1	**SR14**
spice rack	24″ x 2″	610 x 51	1.5	0.7	0.2	**SR24**
towel rack	10½″ x 5″ x 3.5″	267 x 127 x 76	1.0	0.5	0.3	**TR10**
utensil hook	2½″ x 2″	64 x 51	0.3	0.1	0.1	**UH ** •**
wire basket	13⅜″ x 5″ x 7″	340 x 127 x 178	0.5	0.2	0.2	**WB •**
2-deck can rack	8⅝″ x 13″ x 14″	219 x 330 x 356	1.0	0.5	0.1	**CR2D**
4-deck can rack	8¼″ x 8½″ x 28½″	210 x 216 x 724	3.0	1.3	1.2	**CR4D**
wall bracket	3″ x 4″ x 4″	76 x 102 x 102	3.0	1.3	0.1	**GPWB**
triangle shelf	24″ x 24″	610 x 610	5.0	2.3	0.5	**GPS24-C**
grid panel basket	15″ x 24″	381 x 610	2.8	1.2	0.4	**GBP15-C**

*A203877 requires (1) PBH. A203879 requires (2) PBH. **All hooks are heavy gauge chrome-plated.

Snap-n-Slide® Wall Shelves NSF

see spec sheet **EG02.01**



FEATURES:

- Brackets can be mounted to wall studs – no wall backing required.
- 1½″ *(38mm)* upturn on rear and ends.
- Heavy gauge stainless steel construction.
- No tools required to attach shelf to wall brackets.

(•) MTS *(made to stock)* / ( ) MTO *(made to order)*

Optional Dividers for Snap-n-Slide® Wall Shelves

- 4″ *(102mm)* height.

description	model #
for 12″ *(305mm)* shelving	**358114**
for 15″ *(381mm)* shelving	**358115**



12″ *(305mm)* wide Snap-n-Slide® Shelves with Rolled Front Edge

length		weight		wt. capacity*		cu	16 gauge type 430	16 gauge type 304	14 gauge type 304
in.	mm	lbs.	kg	lbs.	kg	ft	model #	model #	model #
24″	610	12	5.4	90	40.8	0.7	**SWS1224-16/4•**	**SWS1224-16/3•**	**SWS1224-14/3**
36″	915	14	6.4	135	61.2	1.1	**SWS1236-16/4•**	**SWS1236-16/3•**	**SWS1236-14/3•**
48″	1219	17	7.7	180	81.6	1.4	**SWS1248-16/4•**	**SWS1248-16/3•**	**SWS1248-14/3•**
60″	1524	23	10.4	225	102.1	1.8	**SWS1260-16/4•**	**SWS1260-16/3•**	**SWS1260-14/3**
72″	1829	25	11.3	270	122.5	2.1	**SWS1272-16/4•**	**SWS1272-16/3•**	**SWS1272-14/3**

15″ *(381mm)* wide Snap-n-Slide® Shelves with Rolled Front Edge

length		weight		wt. capacity*		cu	16 gauge type 430	16 gauge type 304	14 gauge type 304
in.	mm	lbs.	kg	lbs.	kg	ft	model #	model #	model #
24″	610	15	6.8	90	40.8	1.1	**SWS1524-16/4**	**SWS1524-16/3**	**SWS1524-14/3**
36″	915	17	7.7	135	61.2	1.7	**SWS1536-16/4•**	**SWS1536-16/3•**	**SWS1536-14/3**
48″	1219	21	9.5	180	81.6	2.2	**SWS1548-16/4•**	**SWS1548-16/3•**	**SWS1548-14/3**
60″	1524	28	12.7	225	102.1	2.7	**SWS1560-16/4•**	**SWS1560-16/3•**	**SWS1560-14/3**
72″	1829	30	13.6	270	122.5	3.3	**SWS1572-16/4**	**SWS1572-16/3**	**SWS1572-14/3**

15″ *(381mm)* wide Snap-n-Slide® Shelves with "V" Marine Front Edge 14 gauge

length		weight		wt. capacity*		cu	14 gauge type 304	14 gauge type 316
in.	mm	lbs.	kg	lbs.	kg	ft	model #	model #
24″	610	15	6.8	90	40.8	1.1	**SWS1524-14/304-VMAR**	**SWS1524-14/316-VMAR**
36″	915	17	7.7	135	61.2	1.7	**SWS1536-14/304-VMAR**	**SWS1536-14/316-VMAR**
48″	1219	21	9.5	180	81.6	2.2	**SWS1548-14/304-VMAR**	**SWS1548-14/316-VMAR**
60″	1524	28	12.7	225	102.1	2.7	**SWS1560-14/304-VMAR**	**SWS1560-14/316-VMAR**
72″	1829	30	13.6	270	122.5	3.3	**SWS1572-14/304-VMAR**	**SWS1572-14/316-VMAR**

15″ *(381mm)* wide Snap-n-Slide® Shelves with "V" Marine Front Edge 16 gauge

length		weight		wt. capacity*		cu	16 gauge type 430	16 gauge type 304
in.	mm	lbs.	kg	lbs.	kg	ft	model #	model #
24″	610	15	6.8	90	40.8	1.1	**SWS1524-16/430-VMAR**	**SWS1524-16/304-VMAR**
36″	915	17	7.7	135	61.2	1.7	**SWS1536-16/430-VMAR**	**SWS1536-16/304-VMAR**
48″	1219	21	9.5	180	81.6	2.2	**SWS1548-16/430-VMAR**	**SWS1548-16/304-VMAR**
60″	1524	28	12.7	225	102.1	2.7	**SWS1560-16/430-VMAR**	**SWS1560-16/304-VMAR**
72″	1829	30	13.6	270	122.5	3.3	**SWS1572-16/430-VMAR**	**SWS1572-16/304-VMAR**

* Weight capacities pertain to evenly distributed weight.

100 Industrial Boulevard, Clayton, DE 19938-8903 U.S.A.
Phone: 800-441-8440 or 302-653-3000. Fax: 302-653-2065
http://www.eaglegrp.com

EAGLE GROUP
Profit from the Eagle Advantage®

Snap-n-Slide® Wire Wall Shelves

see spec sheet EG02.02



FEATURES:

- Wire design allows for air circulation.
- Brackets can be mounted to studs with no backing required.

Note: See page 106 for Snap-n-Slide® with solid shelves.

	length		weight		weight * capacity		cu	chrome	VALU-MASTER®	Valu-Gard®	EAGLEgard®
	in.	mm	lbs.	kg	lbs.	kg	ft	model #	model #	model #	model #
12″ width (305mm)	24″	610	5	2.3	70	31.8	0.7	SNSW1224C	SNSW1224V	SNSW1224VG	SNSW1224E
	36″	915	7	3.2	105	47.6	1.1	SNSW1236C	SNSW1236V	SNSW1236VG	SNSW1236E
	48″	1219	9	4.1	140	63.5	1.4	SNSW1248C	SNSW1248V	SNSW1248VG	SNSW1248E
	60″	1524	11	5.0	175	79.5	1.8	SNSW1260C	SNSW1260V	SNSW1260VG	SNSW1260E
	72″	1829	14	6.4	210	95.3	2.1	SNSW1272C	SNSW1272V	SNSW1272VG	SNSW1272E

* Weight capacity pertains to evenly distributed weight.

Snap-n-Slide® Wall Shelves with Ticket Rail



see spec sheet EG02.03

FEATURES:

- Front of shelf is flat and features “tape-on” ticket rails, which are supplied with tape and are to be attached in the field.
- Floating ball mechanism holds checks in place.
- Heavy gauge type 430 construction.

	length		weight		weight cap.		cu	
	in.	mm	lbs.	kg	lbs.	kg	ft	model #
12″ width (305mm)	12″	305	8	3.6	45	20.4	0.4	SWS1212TR-16/4
	18″	457	10	4.5	68	30.8	0.5	SWS1218TR-16/4
	24″	610	14	6.4	90	40.8	0.7	SWS1224TR-16/4
	36″	915	17	7.7	135	61.2	1.1	SWS1236TR-16/4
	48″	1219	21	9.5	180	81.6	1.4	SWS1248TR-16/4
	60″	1524	28	12.7	225	102.1	1.8	SWS1260TR-16/4
	72″	1829	31	14.1	270	122.5	2.1	SWS1272TR-16/4
	96″	2438	39	17.6	360	163.3	2.8	SWS1296TR-16/4

Replacement Ticket Rails

For 96″-long shelf, use two 48″ *(1219mm)*-long ticket rails (#354566).

length		weight		
in.	mm	lbs.	kg	model #
12″	305	5	2.3	354562
18″	457	6	2.7	354563
24″	610	8	3.6	354564
36″	915	12	5.4	354565

length		weight		
in.	mm	lbs.	kg	model #
48″	1219	16	7.3	354566
60″	1524	20	9.0	356902
72″	1829	30	13.6	356903

Single Bar Pot Racks

see spec sheet EG10.06

FEATURES:

- Flat 3⁄16″ *(5mm)*-thick, 2″ *(51mm)*-wide solid bar.
- 24″ *(610mm)* racks are one-piece, all others come with support brackets.
- Includes one two-prong hook per foot.

			ALUMINUM			STAINLESS STEEL		
	length*		weight			weight		
	in.	mm	lbs.	kg	model #	lbs.	kg	model #
8½″ width (216mm)	24″	610	5	2.3	SBPR-24-A	9	4.1	SBPR-24-S
	36″	915	6	2.7	SBPR-36-A	12	5.4	SBPR-36-S
	48″	1219	7	3.2	SBPR-48-A	15	6.8	SBPR-48-S
	60″	1524	9	4.1	SBPR-60-A	18	8.2	SBPR-60-S
	72″	1829	11	5.0	SBPR-72-A	21	9.5	SBPR-72-S
	84″	2134	13	5.9	SBPR-84-A	25	11.3	SBPR-84-S
	96″	2438	15	6.8	SBPR-96-A	29	13.2	SBPR-96-S
	108″	2743	17	7.7	SBPR-108-A	34	15.4	SBPR-108-S
	120″	3048	20	9.0	SBPR-120-A	39	17.6	SBPR-120-S

* For overall lengths, add 5-1/8″ *(130mm)*.



single bar pot rack



pot hook

Additional Pot Hook for Single Bar Pot Racks

- Stainless steel.

weight		cu	
lbs.	kg	ft	model #
0.2	0.1	0.1	300696

Wall Mounted Shelves (NSF)

see spec sheet EG02.05



Die-formed stainless steel mounting brackets are stud-welded to shelf.

FEATURES:

- 1½″ *(38mm)* roll on front.
- 1½″ *(38mm)* upturn on rear and ends.

Note: 15″ and 18″ *(381 and 457mm)* wide shelves available. To order, replace "12" in model number with a **"15"** or **"18"** indicating desired shelf width ***(example: WS1548-16/3)***. For 15″ *(381mm)* wide shelves, **add 15% to list price** of 12″ *(305mm)* wide models. For 18″ wide shelves, **add 30% to list price** of 12″ *(305mm)* shelves.

(•) MTS *(made to stock)* / ( ) MTO *(made to order)*

	length in.	length mm	weight lbs.	weight kg	cubic feet	16 gauge, type 430 model #	16 gauge, type 304 model #	14 gauge, type 304 model #
10″ width *(254mm)*	24″	610	10	4.5	0.5	**WS1024-16/4**	**WS1024-16/3**	**WS1024-14/3**
	36″	915	12	5.4	0.7	**WS1036-16/4** •	**WS1036-16/3**	**WS1036-14/3**
	48″	1219	15	6.8	0.9	**WS1048-16/4** •	**WS1048-16/3**	**WS1048-14/3**
	60″	1524	20	9.0	1.2	**WS1060-16/4** •	**WS1060-16/3**	**WS1060-14/3**
	72″	1829	22	10.0	1.4	**WS1072-16/4** •	**WS1072-16/3**	**WS1072-14/3**
	84″	2133	24	10.9	1.7	**WS1084-16/4**	**WS1084-16/3**	**WS1084-14/3**
	96″	2438	29	13.2	1.9	**WS1096-16/4**	**WS1096-16/3**	**WS1096-14/3**
	108″	2743	32	14.5	2.1	**WS10108-16/4**	**WS10108-16/3**	**WS10108-14/3**
	120″	3048	34	15.4	2.3	**WS10120-16/4**	**WS10120-16/3**	**WS10120-14/3**
12″ width *(305mm)*	24″	610	12	5.4	0.6	**WS1224-16/4** •	**WS1224-16/3** •	**WS1224-14/3**
	36″	915	14	6.4	0.9	**WS1236-16/4** •	**WS1236-16/3** •	**WS1236-14/3**
	48″	1219	17	7.7	1.1	**WS1248-16/4** •	**WS1248-16/3** •	**WS1248-14/3**
	60″	1524	23	10.4	1.4	**WS1260-16/4** •	**WS1260-16/3** •	**WS1260-14/3**
	72″	1829	25	11.3	1.7	**WS1272-16/4** •	**WS1272-16/3** •	**WS1272-14/3** •
	84″	2133	28	12.7	2.0	**WS1284-16/4** •	**WS1284-16/3** •	**WS1284-14/3**
	96″	2438	31	14.1	2.2	**WS1296-16/4** •	**WS1296-16/3** •	**WS1296-14/3**
	108″	2743	36	16.3	2.5	**WS12108-16/4**	**WS12108-16/3**	**WS12108-14/3**
	120″	3048	39	17.6	2.8	**WS12120-16/4**	**WS12120-16/3**	**WS12120-14/3**

Piggyback Wall Mounted Shelf Kits (NSF)

PATENTED! *(patent #8,025,163 B2)*

see spec sheet EG02.13



five-tier unit with three shelves

FEATURES:

- Brackets can be mounted to studs – no wall backing required.
- Freedom to move the shelves left or right.
- Wire design allows for air circulation.
- 18″ *(457mm)* width.
- No tools required to attach shelf to wall brackets.

Additional Brackets (pair)

18″ (457mm) width. Chrome.

description	weight lbs.	weight kg	model #
three-tier	7.3	3.3	**SSW18B3-C**
five-tier	10.8	4.9	**SSW18B5-C**

Three-Tier Units – Includes one pair of 23⅞″ *(606mm)*-high brackets.

shelf width x length in.	shelf width x length mm	Units with Three Chrome Shelf weight lbs.	Units with Three Chrome Shelf weight kg	Units with Three Chrome Shelf model #	Units with Four Chrome Shelves weight lbs.	Units with Four Chrome Shelves weight kg	Units with Four Chrome Shelves model #	Units with Five Chrome Shelves weight lbs.	Units with Five Chrome Shelves weight kg	Units with Five Chrome Shelves model #	Additional Shelves chrome weight lbs.	Additional Shelves chrome weight kg	Additional Shelves chrome model #
18″ x 24″	457 x 610	12	5.4	**S1-3B-SSW1824C**	17	7.7	**S2-3B-SSW1824C**	22	10.0	**S3-3B-SSW1824C**	5	2.3	**SSW1824C**
18″ x 30″	457 x 762	13	5.9	**S1-3B-SSW1830C**	19	8.6	**S2-3B-SSW1830C**	25	11.3	**S3-3B-SSW1830C**	6	2.7	**SSW1830C**
18″ x 36″	457 x 914	14	6.4	**S1-3B-SSW1836C**	21	9.5	**S2-3B-SSW1836C**	28	12.7	**S3-3B-SSW1836C**	7	3.2	**SSW1836C**
18″ x 42″	457 x 1067	16	7.3	**S1-3B-SSW1842C**	24	10.9	**S2-3B-SSW1842C**	33	15.0	**S3-3B-SSW1842C**	9	4.1	**SSW1842C**
18″ x 48″	457 x 1219	17	7.7	**S1-3B-SSW1848C**	27	12.2	**S2-3B-SSW1848C**	37	16.8	**S3-3B-SSW1848C**	10	4.5	**SSW1848C**
18″ x 60	457 x 1524	22	10.0	**S1-3B-SSW1860C**	37	16.8	**S2-3B-SSW1860C**	51	23.1	**S3-3B-SSW1860C**	15	6.8	**SSW1860C**

Five-Tier Units – Includes one pair of 33⅞″ *(860mm)*-high brackets.

shelf width x length in.	shelf width x length mm	Units with Three Chrome Shelf weight lbs.	Units with Three Chrome Shelf weight kg	Units with Three Chrome Shelf model #	Units with Four Chrome Shelves weight lbs.	Units with Four Chrome Shelves weight kg	Units with Four Chrome Shelves model #	Units with Five Chrome Shelves weight lbs.	Units with Five Chrome Shelves weight kg	Units with Five Chrome Shelves model #	Additional Shelves chrome weight lbs.	Additional Shelves chrome weight kg	Additional Shelves chrome model #
18″ x 24″	457 x 610	19	8.6	**S3-5B-SSW1824C**	22	10.0	**S4-5B-SSW1824C**	29	13.2	**S5-5B-SSW1824C**	5	2.3	**SSW1824C**
18″ x 30″	457 x 762	22	10.0	**S3-5B-SSW1830C**	28	12.7	**S4-5B-SSW1830C**	34	15.4	**S5-5B-SSW1830C**	6	2.7	**SSW1830C**
18″ x 36″	457 x 914	25	11.3	**S3-5B-SSW1836C**	32	14.5	**S4-5B-SSW1836C**	39	17.6	**S5-5B-SSW1836C**	7	3.2	**SSW1836C**
18″ x 42″	457 x 1067	30	13.6	**S3-5B-SSW1842C**	38	17.2	**S4-5B-SSW1842C**	47	21.3	**S5-5B-SSW1842C**	9	4.1	**SSW1842C**
18″ x 48″	457 x 1219	34	15.4	**S3-5B-SSW1848C**	44	20.0	**S4-5B-SSW1848C**	54	24.5	**S5-5B-SSW1848C**	10	4.5	**SSW1848C**
18″ x 60	457 x 1524	49	22.2	**S3-5B-SSW1860C**	64	29.0	**S4-5B-SSW1860C**	79	35.8	**S5-5B-SSW1860C**	15	6.8	**SSW1860C**

100 Industrial Boulevard, Clayton, DE 19938-8903 U.S.A.
Phone: 800-441-8440 or 302-653-3000. Fax: 302-653-2065
http://www.eaglegrp.com

EAGLE GROUP
Profit from the Eagle Advantage®

Shelves with Removable Hooks (NSF)

see spec sheet **EG02.06**



FEATURES:

- 16 gauge type 430 shelf with type 304 stainless steel pot rack bar.
- 1½″ *(38mm)* roll on front.
- 1½″ *(38mm)* upturn on rear and ends
- Fitted with one two-prong pot hook per foot.

(•) MTS *(made to stock)* / ( ) MTO *(made to order)*



pot hook

Additional Pot Hook for Shelves with Removable Hooks

- Stainless steel.

weight lbs.	weight kg	cu ft	model #
0.2	0.1	0.1	**300696**

		10″ *(254mm)* Wide Shelves				12″ *(305mm)* Wide Shelves			
length in.	length mm	weight lbs.	weight kg	cu ft	model #	weight lbs.	weight kg	cu ft	model #
36″	914	17	7.7	1.0	**WSP1036**	22	10.0	1.1	**WSP1236**
48″	1219	23	10.4	1.3	**WSP1048**	29	13.2	1.5	**WSP1248** •
60″	1524	37	16.8	1.6	**WSP1060**	43	19.5	1.8	**WSP1260** •
72″	1829	51	23.1	1.9	**WSP1072**	57	25.9	2.2	**WSP1272** •
84″	2134	65	29.5	2.2	**WSP1084**	71	32.2	2.6	**WSP1284**
96″	2438	79	35.8	2.5	**WSP1096**	85	38.6	2.9	**WSP1296**
108″	2743	93	42.2	2.8	**WSP10108**	99	44.9	3.3	**WSP12108**
120″	3048	107	48.5	3.1	**WSP10120**	113	51.3	3.6	**WSP12120**
132″	3353	121	54.9	3.4	**WSP10132**	127	57.6	4.0	**WSP12132**
144″	3658	135	61.2	3.7	**WSP10144**	141	64.0	4.4	**WSP12144**

		15″ *(381mm)* Wide Shelves				18″ *(457mm)* Wide Shelves			
length in.	length mm	weight lbs.	weight kg	cu ft	model #	weight lbs.	weight kg	cu ft	model #
36″	914	27	12.3	1.3	**WSP1536**	32	14.5	1.6	**WSP1836**
48″	1219	35	15.9	1.8	**WSP1548**	41	18.6	2.2	**WSP1848**
60″	1524	49	22.2	2.3	**WSP1560**	55	24.9	2.7	**WSP1860**
72″	1829	63	28.6	2.7	**WSP1572**	69	31.3	3.2	**WSP1872**
84″	2134	77	34.9	3.2	**WSP1584**	83	37.6	3.7	**WSP1884**
96″	2438	91	41.3	3.6	**WSP1596**	97	44.0	4.3	**WSP1896**
108″	2743	105	47.6	4.0	**WSP15108**	111	50.3	4.8	**WSP18108**
120″	3048	119	54.0	4.5	**WSP15120**	125	56.7	5.3	**WSP18120**
132″	3353	133	60.3	4.9	**WSP15132**	139	63.1	5.9	**WSP18132**
144″	3658	147	66.7	5.4	**WSP15144**	153	69.4	6.4	**WSP18144**

Wall Cabinets (NSF)

see spec sheet **EG02.07**

FEATURES:

- Heavy gauge stainless steel.
- Back is recessed w/full-length concealed mounting plate for easy installation.
- Fixed center shelf.
- Hinged doors with lift-off pin hinges.
- 15″ *(381mm)* width. 28″ *(711mm)* overall height.

			Open Front			Hinged Doors			Sliding Doors		
length in.	length mm	cu ft	weight lbs.	weight kg	model #	weight lbs.	weight kg	model #	weight lbs.	weight kg	model #
24″	610	13.5	117	53.1	**WCO-24**	136	61.7	**WCH-24**	136	61.7	**WCS-24**
30″	762	17.3	129	58.5	**WCO-30**	154	69.9	**WCH-30**	154	69.9	**WCS-30**
36″	914	18.0	141	64.0	**WCO-36**	172	78.0	**WCH-36**	172	78.0	**WCS-36**
42″	1067	18.2	–		–	191	86.6	**WCH-42**	191	86.6	**WCS-42**
48″	1219	18.3	165	74.8	**WCO-48**	208	94.3	**WCH-48**	208	94.3	**WCS-48**
54″	1372	25.4	–		–	226	102.5	**WCH-54**	226	102.5	**WCS-54**
60″	1524	22.6	189	85.7	**WCO-60**	244	110.7	**WCH-60**	244	110.7	**WCS-60**
66″	1676	30.6	–		–	256	115.1	**WCH-66**	–		–
72″	1829	26.8	213	96.6	**WCO-72**	262	118.8	**WCH-72**	262	118.8	**WCS-72**
84″	2134	38.5	225	102.1	**WCO-84**	281	127.5	**WCH-84***	281	127.5	**WCS-84***
90″	2286	41.7	–		–	298	135.3	**WCH-90***	298	135.3	**WCS-90***
96″	2438	35.2	249	112.9	**WCO-96**	316	143.3	**WCH-96***	316	143.3	**WCS-96***
120″	3048	55.8	–		–	–		–	359	162.9	**WCS-120***

* Features two pairs of doors.



wall cabinet with hinged doors

Pass-Thru Shelves

see spec sheets **EG02.08A** **EG02.08B**

Promotes "pass-thru" from kitchen to serving area!





NEW Pass-Thru Shelves with Overshelf now available. To order, add suffix "**-2**" (ex: PTS-1848**-2**)

FEATURES:

- 16 gauge type 304 stainless steel construction.
- Rolled edge on front and back, with ends turned down 90˚.
- With self-drilling screws.
- Heavy gauge support channel and wall brackets.

(•) MTS *(made to stock)* / ( ) MTO *(made to order)*

	length		weight		cu	
	in.	mm	lbs.	kg	ft	model #
18″ width (457mm)	24″	610	24	10.9	2.3	**PTS-1824**
	36″	915	34	15.4	3.3	**PTS-1836**
	48″	1219	44	20.0	4.3	**PTS-1848**
	60″	1524	56	25.4	5.4	**PTS-1860**
	72″	1829	68	30.8	6.4	**PTS-1872**
	84″	2134	81	36.7	7.4	**PTS-1884**
	96″	2438	93	42.2	8.4	**PTS-1896**
	108″	2743	105	47.6	9.4	**PTS-18108**
	120″	3048	117	53.1	10.5	**PTS-18120**
	132″	3353	129	58.5	11.5	**PTS-18132**
	144″	3658	141	64.0	12.5	**PTS-18144**

	length		weight		cu	
	in.	mm	lbs.	kg	ft	model #
24″ width (610mm)	24″	610	32	14.5	3.8	**PTS-2424**
	36″	915	42	19.1	3.9	**PTS-2436**
	48″	1219	52	23.6	5.0	**PTS-2448**
	60″	1524	64	29.0	6.2	**PTS-2460**
	72″	1829	76	34.5	8.3	**PTS-2472**
	84″	2134	89	40.4	8.7	**PTS-2484**
	96″	2438	101	45.8	10.8	**PTS-2496**
	108″	2743	113	51.3	11.1	**PTS-24108**
	120″	3048	126	57.2	15.4	**PTS-24120**
	132″	3353	137	62.1	17.6	**PTS-24132**
	144″	3658	149	67.6	12.4	**PTS-24144**

Tab Lock Shelves (NSF)

see spec sheet **EG02.09**



FEATURES:

- 16 gauge, type 430 stainless steel.
- 1½″ *(38mm)* roll on front.
- 1½″ *(38mm)* upturn on rear and ends.
- Tab lock for easy assembly.
- Die-formed stainless steel mounting brackets.
- Not available in other widths.
- 60″ *(1524mm)* length max.

(•) MTS *(made to stock)* / ( ) MTO *(made to order)*

	length		weight		cubic	
	in.	mm	lbs.	kg	feet	model #
10″ width (254mm)	24″	610	10	4.5	0.6	**WS1024TL** •
	36″	915	12	5.4	0.9	**WS1036TL** •
	48″	1219	15	6.8	1.3	**WS1048TL** •
	60″	1524	20	9.0	1.6	**WS1060TL** •
12″ width (305mm)	24″	610	12	5.4	0.6	**WS1224TL** •
	36″	915	14	6.4	0.9	**WS1236TL** •
	48″	1219	17	7.7	1.3	**WS1248TL** •
	60″	1524	21	9.5	1.6	**WS1260TL** •

Wall Mounted Microwave Shelves (NSF)

see spec sheet **EG02.10**



FEATURES:

- 24″ *(610mm)* length.
- Made of highly polished heavy gauge type 430 stainless steel.
- Marine counter edge in front.
- Hole with grommet at center rear for wiring.

(•) MTS *(made to stock)* / ( ) MTO *(made to order)*

width		weight		cubic	
in.	mm	lbs.	kg	feet	model #
18″	457	17	7.7	4.8	**MWS1824** •
24″	610	23	10.4	4.8	**MWS2424** •

100 Industrial Boulevard, Clayton, DE 19938-8903 U.S.A.
Phone: 800-441-8440 or 302-653-3000. Fax: 302-653-2065
http://www.eaglegrp.com

EAGLE GROUP
Profit from the Eagle Advantage®

Adjustable Post Wire Wall Mounts Sold as Prepackaged Units (NSF)

see spec sheet **EG02.11**

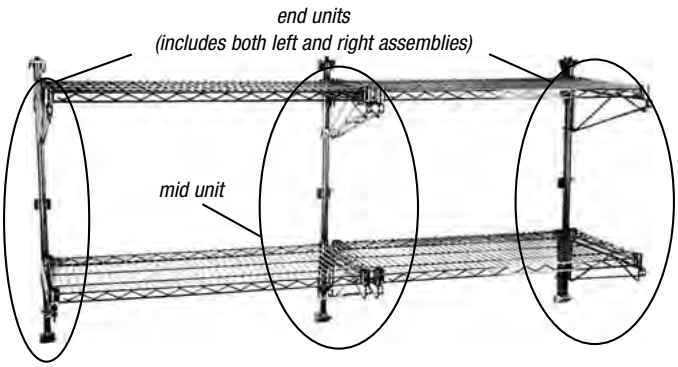

Adjustable post wall mounts are sold as prepackaged end and mid units, or sold as components (see page 112). The prepackaged units contain all needed components except shelves and wall bolts. Wall bolts must be selected according to wall type.

FEATURES:

END UNITS.
- Two posts, single shelf brackets, post supports.
- Number of shelf brackets depends on the height of the posts.
  - 14″ *(356mm)* posts: one row of brackets.
  - 33″ *(838mm)* posts: two rows of brackets
  …and so on.

MID UNITS
- One post, double shelf brackets, post supports.
- Number of shelf brackets corresponds to post height the same as end units.

ORDERING:
- One shelf long, order only one end unit.
- Two shelves long, order one end and one mid unit.
- Three shelves long, order one end and two mid units …and so on.

Note: Shelves *(page 6)* and accessories *(pages 51-59)* are sold separately.

	post height		# of	cu	weight*		Prepackaged End Units			Prepackaged Mid Units		
							chrome	Valu-Gard®	stainless steel	chrome	Valu-Gard®	stainless steel
	in.	mm	shelves	ft	lbs.	kg	model #	model #	model #	model #	model #	model #
14″ width *(356mm)*	14″	356	1	0.6	7	3.2	PWE14-1C	PWE14-1VG	PWE14-1S	PWM14-1C	PWM14-1VG	PWM14-1S
	33″	838	2	0.7	14	6.4	PWE14-2C	PWE14-2VG	PWE14-2S	PWM14-2C	PWM14-2VG	PWM14-2S
	54″	1372	3	0.7	22	10.0	PWE14-3C	PWE14-3VG	PWE14-3S	PWM14-3C	PWM14-3VG	PWM14-3S
	63″	1600	4	0.7	28	13.0	PWE14-4C	PWE14-4VG	PWE14-4S	PWM14-4C	PWM14-4VG	PWM14-4S
18″ width *(457mm)*	14″	356	1	0.6	8	3.6	PWE18-1C	PWE18-1VG	PWE18-1S	PWM18-1C	PWM18-1VG	PWM18-1S
	33″	838	2	0.6	15	6.8	PWE18-2C	PWE18-2VG	PWE18-2S	PWM18-2C	PWM18-2VG	PWM18-2S
	54″	1372	3	0.7	23	10.0	PWE18-3C	PWE18-3VG	PWE18-3S	PWM18-3C	PWM18-3VG	PWM18-3S
	63″	1600	4	0.7	29	13.0	PWE18-4C	PWE18-4VG	PWE18-4S	PWM18-4C	PWM18-4VG	PWM18-4S
21″ width *(533mm)*	14″	356	1	0.7	9	4.1	PWE21-1C	PWE21-1VG	PWE21-1S	PWM21-1C	PWM21-1VG	PWM21-1S
	33″	838	2	0.8	16	7.3	PWE21-2C	PWE21-2VG	PWE21-2S	PWM21-2C	PWM21-2VG	PWM21-2S
	54″	1372	3	0.9	25	11.0	PWE21-3C	PWE21-3VG	PWE21-3S	PWM21-3C	PWM21-3VG	PWM21-3S
	63″	1600	4	0.9	32	15.0	PWE21-4C	PWE21-4VG	PWE21-4S	PWM21-4C	PWM21-4VG	PWM21-4S
24″ width *(610mm)*	14″	356	1	0.7	10	4.5	PWE24-1C	PWE24-1VG	PWE24-1S	PWM24-1C	PWM24-1VG	PWM24-1S
	33″	838	2	0.8	17	7.7	PWE24-2C	PWE24-2VG	PWE24-2S	PWM24-2C	PWM24-2VG	PWM24-2S
	54″	1372	3	0.9	26	12.0	PWE24-3C	PWE24-3VG	PWE24-3S	PWM24-3C	PWM24-3VG	PWM24-3S
	63″	1600	4	0.9	34	16.0	PWE24-4C	PWE24-4VG	PWE24-4S	PWM24-4C	PWM24-4VG	PWM24-4S

* For stainless steel units, add 1 lb. *(0.5 kg)* weight.

Wire Wall Shelf Kits

see spec sheet **EG02.04**

- One wire shelf.
- Two stationary wire wall mounts.



	length		weight		chrome	VALU-MASTER®	Valu-Gard®
	in.	mm	lb.	kg	model #	model #	model #
14″ width *(356mm)*	36″	914	12	5.4	GWB1436C	GWB1436V	GWB1436VG
	48″	1219	14	6.4	GWB1448C	GWB1448V	GWB1448VG
18″ width *(457mm)*	36″	914	14	6.4	GWB1836C	GWB1836V	GWB1836VG
	48″	1219	17	7.7	GWB1848C	GWB1848V	GWB1848VG

Adjustable Post Wire Wall Mounts Sold as Components (NSF)

see spec sheet EG02.11

FEATURES:

- Designed to allow inter-mixing of shelf widths or customizing of units to fit specification needs.
- All components priced individually.

(•) MTS *(made to stock)* / ( ) MTO *(made to order)*

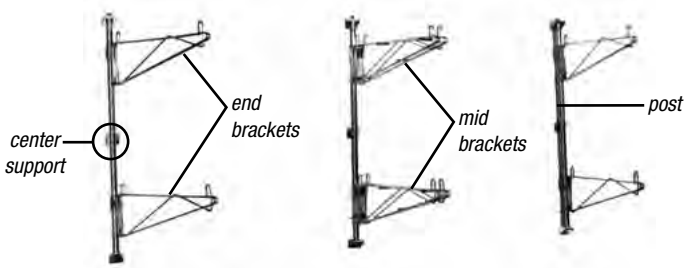

brackets used in conjunction with posts and center supports

End Brackets

length in.	length mm	weight lbs.	weight kg	cu ft	chrome model #	Valu-Gard® model #	stainless steel model #
14″	356	3	1.4	0.5	PWB14C •	PWB14VG •	PWB14S •
18″	457	4	1.8	0.6	PWB18C •	PWB18VG •	PWB18S
21″	533	5	2.3	1.0	PWB21C •	PWB21VG	PWB21S
24″	610	6	2.7	1.0	PWB24C •	PWB24VG	PWB24S •

Note: Must be used with posts to mount to the wall.

Posts

height in.	height mm	weight lbs.	weight kg	cu ft	chrome model #	Valu-Gard® model #	stainless steel model #
14″	356	2	0.9	0.1	PW14C •	PW14VG •	PW14S
33″	838	3	1.4	0.1	PW33C •	PW33VG •	PW33S
54″	1372	5	2.3	0.1	PW54C •	PW54VG	PW54S
63″	1524	6	2.7	0.2	PW63C	PW63VG	PW63S

Mid Brackets

length in.	length mm	weight lbs.	weight kg	cu ft	chrome model #	Valu-Gard® model #	stainless steel model #
14″	356	6	2.7	0.5	PDWB14C •	PDWB14VG •	PDWB14S
18″	457	8	3.6	0.6	PDWB18C •	PDWB18VG	PDWB18S
21″	533	10	4.5	1.0	PDWB21C •	PDWB21VG	PDWB21S
24″	610	12	5.4	1.0	PDWB24C	PDWB24VG	PDWB24S

Note: Must be used with posts to mount to the wall.

Center Support for Posts

weight lbs.	weight kg	cu ft	chrome model #	Valu-Gard® model #	stainless steel model #
1	0.5	0.5	A228162	A218017	A207016

Note: Must be used in conjunction with post.

Stationary Wire Wall Mounts (NSF)

see spec sheet EG02.12

END UNIT:

- One single shelf support and mounting plate.

MID UNIT:

- One double shelf support and mounting plate.

(•) MTS *(made to stock)* / ( ) MTO *(made to order)*



stationary wall mount with shelf support and mounting plate

Designed for fixed application where vertical adjustment is not required.

Note: Shelves *(page 6)* sold separately.

			End Units*				Mid Units		
length in.	length mm	cu ft	weight** lbs.	weight** kg	chrome model #	Valu-Gard® model #	stainless** model #	weight** lbs.	weight** kg	chrome model #	Valu-Gard® model #	stainless** model #
14″	356	0.5	6	2.7	WB14-C •	WB14-VG •	WB14-S•	8	3.6	DWB14-C•	DWB14-VG	DWB14-S
18″	457	0.5	8	3.6	WB18-C •	WB18-VG •	WB18-S•	10	4.5	DWB18-C•	DWB18-VG	DWB18-S
21″	533	0.7	10	4.5	WB21-C •	WB21-VG	WB21-S	12	5.5	DWB21-C	DWB21-VG	DWB21-S
24″	610	0.7	12	5.5	WB24-C •	WB24-VG	WB24-S•	14	6.4	DWB24-C•	DWB24-VG	DWB24-S

*End Units priced per piece; **For stainless steel units, add 1 lb. *(0.5 kg)* weight.

100 Industrial Boulevard, Clayton, DE 19938-8903 U.S.A.
Phone: 800-441-8440 or 302-653-3000. Fax: 302-653-2065
http://www.eaglegrp.com

EAGLE GROUP
Profit from the Eagle Advantage®

Printer Shelves

see spec sheet **EG02.17**

FEATURES:
- Heavy gauge stainless steel.
- Hole with grommet, for wiring, located at rear.
- Four mounting holes.
- Available in standard or slanted.

Can be shipped UPS.



slanted printer shelf



standard printer shelf

Designed for label printers!

shelf size side-to-side in.	shelf size side-to-side mm	shelf size front-to-rear in.	shelf size front-to-rear mm	weight lbs.	weight kg	Standard model #	Slanted model #
7″	178	10″	254	3	1.4	**MWS0710-PS**	**MWS0710-SPS**
9″	229	12″	305	4	1.8	**MWS0912-PS**	**MWS0912-SPS**

Cooking Line Wall Shelves NSF

see spec sheet **EG02.16**

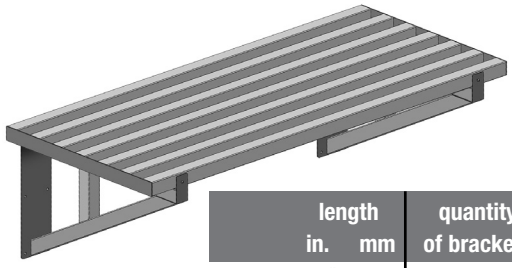

FEATURES:
- Consists of one stainless steel shelf and two to four stainless steel brackets, depending on length. Shelves and brackets are all-welded construction.
- 1½″ *(38mm)* square tubing.
- Shelf can be screwed to brackets, or welded.

	length in.	length mm	quantity of brackets	model #
18″ width *(457mm)*	48″	1219	2	**CLHDWS-1848**
	72″	1829	3	**CLHDWS-1872**
	96″	2438	3	**CLHDWS-1896**
	120″	3048	4	**CLHDWS-18120**
	144″	3658	4	**CLHDWS-18144**

For **Optional Additional 18″ Bracket**…
Model #: **CLHDWS-18MB**

	length in.	length mm	quantity of brackets	model #
21″ width *(533mm)*	48″	1219	2	**CLHDWS-2148**
	72″	1829	3	**CLHDWS-2172**
	96″	2438	3	**CLHDWS-2196**
	120″	3048	4	**CLHDWS-21120**
	144″	3658	4	**CLHDWS-21144**

For **Optional Additional 21″ Bracket**…
Model #: **CLHDWS-21MB**

NEW

Wall Brackets for Wall Grid Shelving

see spec sheet **EG02.14**

FEATURES:
- 14 gauge type 300 series stainless steel.
- ¼″ *(6mm)*-diameter mounting holes spaced 4″ *(102mm)* apart.
- Stoppers prevent shelf from sliding off.

Note: Hardware for mounting to wall not included.

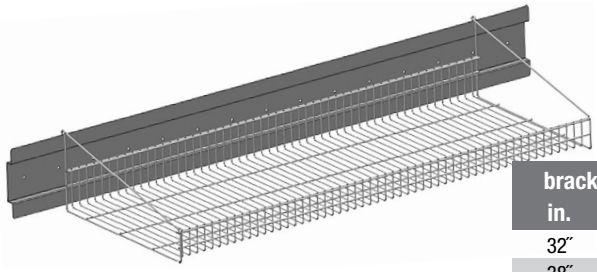

standard bracket shown with wall grid shelf (sold separately—see page 104)

bracket length in.	bracket length mm	weight lbs.	weight kg	Standard Design model #	Slanted Design model #
32″	818	10	4.4	**WSR-36-S**	**WSR-36-S-15**
38″	965	11	4.8	**WSR-42-S**	**WSR-42-S-15**
44″	1104	12	5.3	**WSR-48-S**	**WSR-48-S-15**
50″	1270	13	5.8	**WSR-54-S**	**WSR-54-S-15**
56″	1422	14	6.7	**WSR-60-S**	**WSR-60-S-15**

NOTES

100 Industrial Boulevard, Clayton, DE 19938-8903 U.S.A.
Phone: 800-441-8440 or 302-653-3000. Fax: 302-653-2065
http://www.eaglegrp.com

EAGLE GROUP
Profit from the Eagle Advantage®

Accessories/Components

Casters 130, 131, 141
More Accessories and Components 130, 132, 147-151

Custom Options 158

Drawers 152-155

Hardwood Worktables 131

Overshelves / Table Mounted

Flex-Master® Adjustable 147-148
Microwave 151
Non-Adjustable / All-Welded 150

Poly Top Tables / Boat Racks 144-146

Pot/Pan Racks 156-157

SPEC-MASTER®

Enclosed Worktables
with Backsplash 135
with Flat Top 133
with Upturn 134

Specialty Tables

adjusTable® Work Surface Systems 140
Beverage Counters 136
Demo Tables 142
Folding Tables 139
Pizza Cut-n-Pack 138
Pizza Holding 138
Plate Cabinets 137
Prep Tables 136-137
Rice Cooker 139
Slicer Tables 139

Stands

Griddle / Equipment 143
Mixer 141
Mobile Equipment 142
Mobile Mixer 142

Wall Cabinets 149

Worktables w/Stainless Steel Top

with Backsplash and Tubular Base 128-129
with Backsplash and Undershelf Base 126-127
with Flat Top and Tubular Base 120-121
with Flat Top and Undershelf Base 118-119
with Upturn and Tubular Base 124-125
with Upturn and Undershelf Base 122-123

Filler Tables 122
Knock Down Worktables with Cabinet Kit 132

For Wall Shelves, see pages 103–114.

Wall Mounted Stainless Steel Tables

see spec sheet **EG10.01**

Facilitates small rolling cabinets which can be moved in and out.



table featuring flat top with box marine counter edge

FEATURES:

- Tabletop available in 16- or 14-gauge type 304 stainless steel.
- Stainless steel brackets with hole for electrical wire run.
- Wall mounted for environments with frequent wash downs.
- 200-lb. *(90.7 kg)* weight capacity.
- Options available include integral sink bowls, drawers, end splashes, and sound deadening.

	length in.	length mm	weights lbs.	weights kg	no. of brackets	16/304 TABLETOP WITH ROLLED EDGE model #	14/304 TABLETOP WITH ROLLED EDGE model #	14/304 TABLETOP WITH BOX MARINE COUNTER EDGE model #
Tables with Flat Top								
30″ width (762mm)	48″	1219	82	37.2	3	WT3048SEB	WT3048SE	WT3048SEM
	60″	1524	91	41.3	3	WT3060SEB	WT3060SE	WT3060SEM
	72″	1829	112	50.8	4	WT3072SEB	WT3072SE	WT3072SEM
Tables with 1½″ Upturn								
30″ width (762mm)	48″	1219	85	38.6	3	UWT3048SEB	UWT3048SE	UWT3048SEM
	60″	1524	94	42.6	3	UWT3060SEB	UWT3060SE	UWT3060SEM
	72″	1829	115	52.2	4	UWT3072SEB	UWT3072SE	UWT3072SEM
Tables with 4½″ Backsplash								
30″ width (762mm)	48″	1219	88	39.9	3	WT3048SEB-BS	WT3048SE-BS	WT3048SEM-BS
	60″	1524	97	44.0	3	WT3060SEB-BS	WT3060SE-BS	WT3060SEM-BS
	72″	1829	118	53.5	4	WT3072SEB-BS	WT3072SE-BS	WT3072SEM-BS

Optional table edges available:

square edge
model #**E10**

v-marine edge
model #**E12**

bullnose edge
model #**E13**

EAGLE GROUP
Profit from the Eagle Advantage®
100 Industrial Boulevard, Clayton, DE 19938-8903 U.S.A.
Phone: 800-441-8440 or 302-653-3000. Fax: 302-653-2065
http://www.eaglegrp.com

SPEC-MASTER® Marine Series

14 gauge, 300 series stainless steel tabletop.
Features a marine counter edge to prevent spillage.

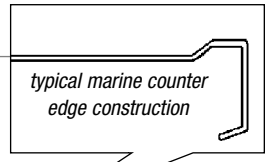



WITH FLAT TOP AND UNDERSHELF…
See pages 118-119



WITH FLAT TOP AND TUBULAR BASE…
See pages 120-121



WITH 4½″ *(267mm)* BACKSPLASH AND UNDERSHELF…
See pages 126-127



WITH 4½″ *(267mm)* BACKSPLASH AND TUBULAR BASE...
See pages 128-129

EM, SEM, GTEM, and STEM series

SPEC-MASTER® Series

14 gauge, 300 series stainless steel tabletop.

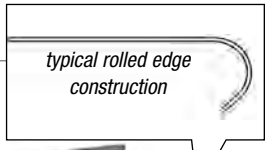



WITH FLAT TOP AND UNDERSHELF…
See pages 118-119



WITH UPTURN AND UNDERSHELF…
See pages 122-123



WITH BACKSPLASH AND UNDERSHELF…
See pages 126-127



WITH FLAT TOP AND TUBULAR BASE…
See pages 120-121



WITH UPTURN AND TUBULAR BASE…
See pages 124-125



WITH BACKSPLASH AND TUBULAR BASE...
See pages 128-129

E, SE, GTE, and STE series

100 Industrial Boulevard, Clayton, DE 19938-8903 U.S.A.
Phone: 800-441-8440 or 302-653-3000. Fax: 302-653-2065
http://www.eaglegrp.com

EAGLE GROUP
Profit from the Eagle Advantage®

Deluxe Series

16 gauge, 300 series stainless steel table top.

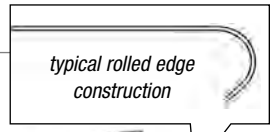



WITH FLAT TOP AND UNDERSHELF…

See pages 118-119



WITH UPTURN AND UNDERSHELF…

See pages 122-123



WITH BACKSPLASH AND UNDERSHELF…

See pages 126-127



WITH FLAT TOP AND TUBULAR BASE…

See pages 120-121



WITH UPTURN AND TUBULAR BASE…

See pages 124-125



WITH BACKSPLASH AND TUBULAR BASE...

See pages 128-129

EB, SEB, GTEB, and STEB series

Budget Series

16 gauge, type 430 stainless steel table top.

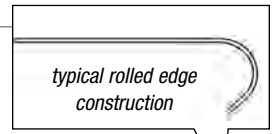



WITH FLAT TOP AND UNDERSHELF…

See pages 118-119



WITH UPTURN AND UNDERSHELF…

See pages 122-123



WITH BACKSPLASH AND UNDERSHELF…

See pages 126-127



WITH FLAT TOP AND TUBULAR BASE…

See pages 120-121



WITH UPTURN AND TUBULAR BASE…

See pages 124-125



WITH BACKSPLASH AND TUBULAR BASE...

See pages 128-129

B, SB, GTB, and STB series

Worktables with Stainless Steel Flat Top & Galvanized Legs/Undershelf (NSF)

see spec sheets **EG10.40A** **EG10.40B** **EG10.40C** **EG10.40D**



adjustable undershelf welded gusset ***now STANDARD!***

patented uni-lok® system (Patent #5,165,349)

FEATURES:

- 1⅝″ *(41mm)*-diameter legs and adjustable undershelf are heavy gauge galvanized steel.
- Heavy gauge polished stainless steel top.
- Offers worktables with a rolled edge on front and rear, with ends turned 90°, except SPEC-MASTER® Marine edge.
- 35⅛″–36⅛″ *(892–918mm)* adjustable working height.

Note: All shipping weights and cubic feet are approximate.

NSF sprayed-on sound deadening available. To order, add suffix **"-SD"**. **Example: T2424B-SD.** Consult factory for pricing.

Optional fixed undershelf available in place of standard adjustable undershelf. To order, **add 10% to list price** and suffix**"-F"**. **Example: T2424EB-F.**

For FLEX-MASTER® overshelf kits, see page 148.

For drawer kits, see page 155.



See page 130 for optional casters available.

(•) MTS *(made to stock)* / ( ) MTO *(made to order)*

	length in.	length mm	# of legs	weight lbs.	weight kg	cu ft	BUDGET 16 ga. type 430 top model #	DELUXE 16 ga. 300 series top model #	SPEC-MASTER® 14 ga. 300 series top model #	▼ Marine 14 ga. 300 series top model #
24″ width *(610mm)*	24″	610	4	44	20.0	3.5	**T2424B** •	**T2424EB**	**T2424E**	**T2424EM**
	30″	762	4	51	23.1	3.8	**T2430B** •	**T2430EB**	**T2430E**	**T2430EM**
	36″	914	4	53	24.0	4.4	**T2436B** •	**T2436EB**	**T2436E**	**T2436EM**
	48″	1219	4	67	30.4	5.7	**T2448B** •	**T2448EB**	**T2448E**	**T2448EM**
	60″	1524	4	79	35.8	7.1	**T2460B** •	**T2460EB**	**T2460E**	**T2460EM**
	72″	1829	4	94	42.6	8.5	**T2472B** •	**T2472EB**	**T2472E**	**T2472EM**
	84″	2134	4	130	59.0	11.2	**T2484B**	**T2484EB**	**T2484E**	**T2484EM**
	96″	2438	6	157	71.2	11.2	**T2496B** •	**T2496EB**	**T2496E**	**T2496EM**
	108″	2743	6	162	73.5	14.0	**T24108B**	**T24108EB**	**T24108E**	**T24108EM**
	120″	3048	6	165	74.8	14.0	**T24120B**	**T24120EB**	**T24120E**	**T24120EM**
	132″	3353	8	177	80.3	16.8	**T24132B**	**T24132EB**	**T24132E**	**T24132EM**
	144″	3658	8	234	106.6	16.8	**T24144B**	**T24144EB**	**T24144E**	**T24144EM**
30″ width *(762mm)*	30″	762	4	55	25.0	3.8	**T3030B** •	**T3030EB**	**T3030E**	**T3030EM**
	36″	914	4	62	28.1	4.4	**T3036B** •	**T3036EB**	**T3036E**	**T3036EM**
	48″	1219	4	77	34.9	5.7	**T3048B** •	**T3048EB** •	**T3048E**	**T3048EM**
	60″	1524	4	87	39.5	7.1	**T3060B** •	**T3060EB** •	**T3060E**	**T3060EM**
	72″	1829	4	105	47.6	8.5	**T3072B** •	**T3072EB** •	**T3072E**	**T3072EM**
	84″	2134	4	132	59.9	11.2	**T3084B** •	**T3084EB**	**T3084E**	**T3084EM**
	96″	2438	6	169	76.7	11.2	**T3096B** •	**T3096EB**	**T3096E**	**T3096EM**
	108″	2743	6	205	93.0	14.0	**T30108B**	**T30108EB**	**T30108E**	**T30108EM**
	120″	3048	6	215	97.5	14.0	**T30120B**	**T30120EB**	**T30120E**	**T30120EM**
	132″	3353	8	225	102.1	16.8	**T30132B**	**T30132EB**	**T30132E**	**T30132EM**
	144″	3658	8	239	108.4	16.8	**T30144B**	**T30144EB**	**T30144E**	**T30144EM**
36″ width *(914mm)*	48″	1219	4	84	38.1	7.0	**T3648B**	**T3648EB**	**T3648E**	**T3648EM**
	60″	1524	4	99	44.9	8.8	**T3660B**	**T3660EB**	**T3660E**	**T3660EM**
	72″	1829	4	114	51.7	10.5	**T3672B**	**T3672EB**	**T3672E**	**T3672EM**
	84″	2134	4	183	83.0	12.2	**T3684B**	**T3684EB**	**T3684E**	**T3684EM**
	96″	2438	6	203	92.1	13.9	**T3696B**	**T3696EB**	**T3696E**	**T3696EM**
	108″	2743	6	210	95.3	17.3	**T36108B**	**T36108EB**	**T36108E**	**T36108EM**
	120″	3048	6	217	98.4	17.3	**T36120B**	**T36120EB**	**T36120E**	**T36120EM**
	132″	3353	8	225	106.1	20.7	**T36132B**	**T36132EB**	**T36132E**	**T36132EM**
	144″	3658	8	241	109.3	20.7	**T36144B**	**T36144EB**	**T36144E**	**T36144EM**
48″ width *(1219mm)*	48″	1219	4	147	66.7	9.3	–	–	**T4848E**	**T4848EM**
	60″	1524	4	162	73.5	14.0	–	–	**T4860E**	**T4860EM**
	72″	1829	6	182	82.6	14.0	–	–	**T4872E**	**T4872EM**
	84″	2134	8	195	88.5	18.7	–	–	**T4884E**	**T4884EM**
	96″	2438	8	241	109.3	18.7	–	–	**T4896E**	**T4896EM**
	108″	2743	8	278	126.1	23.3	–	–	**T48108E**	**T48108EM**
	120″	3048	8	316	143.3	23.3	–	–	**T48120E**	**T48120EM**
	132″	3353	10	353	160.1	27.9	–	–	**T48132E**	**T48132EM**
	144″	3658	10	391	177.4	27.9	–	–	**T48144E**	**T48144EM**

▼ SPEC-MASTER® Marine tables feature a marine counter edge to prevent spillage.

100 Industrial Boulevard, Clayton, DE 19938-8903 U.S.A.
Phone: 800-441-8440 or 302-653-3000. Fax: 302-653-2065
http://www.eaglegrp.com

EAGLE GROUP
Profit from the Eagle Advantage®

Worktables with Stainless Steel Flat Top & Stainless Steel Legs/Undershelf (NSF)

see spec sheets **EG10.41A** **EG10.41B** **EG10.41C** **EG10.41D**



FEATURES:

- 1⅝″ *(41mm)*-diameter legs and adjustable undershelf are heavy gauge stainless steel.
- Heavy gauge polished stainless steel top.
- Offers worktables with a rolled edge on front and rear, with ends turned 90°, except SPEC-MASTER® Marine.
- 35⅛″–36⅛″ *(892–918mm)* adjustable working height.

patented uni-lok® system
(Patent #5,165,349)



See page 130 for optional casters available.

Note: All shipping weights and cubic feet are approximate.
NSF sprayed-on sound deadening available. To order, add suffix **"-SD"**. **Example: T2424SB-SD.** Consult factory for pricing.
For FLEX-MASTER® overshelf kits, see page 148.
For drawer kits, see page 155.
***NEW* Knockdown Welded Base** option available (only for worktables with stainless steel base). To order, add suffix "**-KDWB**". Example: T2460SEB-**KDWB**. Consult factory for pricing.

(•) MTS *(made to stock)* / ( ) MTO *(made to order)*

	length in.	length mm	# of legs	weight lbs.	weight kg	cu ft	BUDGET 16 ga. type 430 top model #	DELUXE 16 ga. 300 series top model #	*SPEC-MASTER® 14 ga. 300 series top model #	* ▼ Marine 14 ga. 300 series top model #
24″ width *(610mm)*	24″	610	4	44	20.0	3.5	T2424SB	T2424SEB •	T2424SE •	T2424SEM
	30″	762	4	51	23.1	3.8	T2430SB	T2430SEB	T2430SE	T2430SEM
	36″	914	4	53	24.0	4.4	T2436SB •	T2436SEB •	T2436SE	T2436SEM
	48″	1219	4	67	30.4	5.7	T2448SB •	T2448SEB •	T2448SE	T2448SEM
	60″	1524	4	79	35.8	7.1	T2460SB	T2460SEB	T2460SE	T2460SEM
	72″	1829	4	82	37.2	8.5	T2472SB	T2472SEB	T2472SE	T2472SEM
	84″	2134	4	132	40.8	11.2	T2484SB	T2484SEB	T2484SE	T2484SEM
	96″	2438	6	157	45.4	11.2	T2496SB	T2496SEB	T2496SE	T2496SEM
	108″	2743	6	162	49.9	14.0	T24108SB	T24108SEB	T24108SE	T24108SEM
	120″	3048	6	163	73.9	14.0	T24120SB	T24120SEB	T24120SE	T24120SEM
	132″	3353	8	177	80.3	16.8	T24132SB	T24132SEB	T24132SE	T24132SEM
	144″	3658	8	234	106.6	16.8	T24144SB	T24144SEB	T24144SE	T24144SEM
30″ width *(762mm)*	30″	762	4	55	25.0	3.8	T3030SB	T3030SEB •	T3030SE	T3030SEM
	36″	914	4	62	28.1	4.4	T3036SB •	T3036SEB •	T3036SE	T3036SEM
	48″	1219	4	82	37.2	5.7	T3048SB •	T3048SEB •	T3048SE •	T3048SEM
	60″	1524	4	87	39.5	7.1	T3060SB •	T3060SEB •	T3060SE •	T3060SEM
	72″	1829	4	125	56.7	8.5	T3072SB •	T3072SEB •	T3072SE •	T3072SEM
	84″	2134	4	135	61.2	11.2	T3084SB	T3084SEB	T3084SE	T3084SEM
	96″	2438	6	203	92.1	11.2	T3096SB •	T3096SEB •	T3096SE •	T3096SEM
	108″	2743	6	209	94.8	14.0	T30108SB	T30108SEB	T30108SE	T30108SEM
	120″	3048	6	215	97.5	14.0	T30120SB	T30120SEB	T30120SE	T30120SEM
	132″	3353	8	225	102.1	16.8	T30132SB	T30132SEB	T30132SE	T30132SEM
	144″	3658	8	239	108.4	16.8	T30144SB	T30144SEB	T30144SE	T30144SEM
36″ width *(914mm)*	48″	1219	4	84	38.1	7.0	T3648SB	T3648SEB	T3648SE	T3648SEM
	60″	1524	4	99	44.9	8.8	T3660SB	T3660SEB	T3660SE	T3660SEM
	72″	1829	4	114	51.7	10.5	T3672SB	T3672SEB	T3672SE	T3672SEM
	84″	2134	4	183	83.0	12.2	T3684SB	T3684SEB	T3684SE	T3684SEM
	96″	2438	6	205	93.0	13.9	T3696SB	T3696SEB	T3696SE	T3696SEM
	108″	2743	6	210	95.3	17.3	T36108SB	T36108SEB	T36108SE	T36108SEM
	120″	3048	6	218	98.9	17.3	T36120SB	T36120SEB	T36120SE	T36120SEM
	132″	3353	8	234	106.1	20.7	T36132SB	T36132SEB	T36132SE	T36132SEM
	144″	3658	8	241	109.3	20.7	T36144SB	T36144SEB	T36144SE	T36144SEM
48″ width *(1219mm)*	48″	1219	4	147	66.7	9.3	–	–	T4848SE	T4848SEM
	60″	1524	4	162	73.5	14.0	–	–	T4860SE	T4860SEM
	72″	1829	6	182	82.6	14.0	–	–	T4872SE	T4872SEM
	84″	2134	8	197	89.4	18.7	–	–	T4884SE	T4884SEM
	96″	2438	8	241	109.3	18.7	–	–	T4896SE	T4896SEM
	108″	2743	8	278	126.1	23.3	–	–	T48108SE	T48108SEM
	120″	3048	8	316	143.3	23.3	–	–	T48120SE	T48120SEM
	132″	3353	10	353	160.1	27.9	–	–	T48132SE	T48132SEM
	144″	3658	10	391	177.4	27.9	–	–	T48144SE	T48144SEM

* SPEC-MASTER® and SPEC-MASTER® Marine tables feature all stainless steel construction.
▼ SPEC-MASTER® Marine tables feature a marine counter edge to prevent spillage.

Worktables with Stainless Steel Flat Top & Galvanized Tubular Base NSF

see spec sheets **EG10.42A** **EG10.42B** **EG10.42C** **EG10.42D**



(Patent #5,165,349)

corner connection

See page 130 for optional casters available.

FEATURES:

- Tubular base.
- 1⅝″ *(41mm)*-diameter legs and 1¼″ *(32mm)*-diameter crossbracing are heavy gauge galvanized steel.
- Heavy gauge polished stainless steel top.
- Offers worktables with a rolled edge on front and rear, with ends turned 90°, except SPEC-MASTER® Marine.
- 35⅛″–36⅛″ *(892–918mm)* adjustable working height.

Note: All shipping weights and cubic feet are approximate.

NSF sprayed-on sound deadening available. To order, add suffix **"-SD". Example: T2424GTB-SD.** Consult factory for pricing.

For FLEX-MASTER® overshelf kits, see page 148.

For drawer kits, see page 155.

(•) MTS *(made to stock)* / ( ) MTO *(made to order)*

	length		# of	weight		cu	BUDGET	DELUXE	*SPEC-MASTER®	* ▼ Marine
	in.	mm	legs	lbs.	kg	ft	16 ga. type 430 top model #	16 ga. 300 series top model #	14 ga. 300 series top model #	14 ga. 300 series top model #
24″ width (610mm)	24″	610	4	44	20.0	3.5	T2424GTB	T2424GTEB	T2424GTE	T2424GTEM
	30″	762	4	51	23.1	3.8	T2430GTB	T2430GTEB	T2430GTE	T2430GTEM
	36″	914	4	53	24.0	4.4	T2436GTB	T2436GTEB	T2436GTE	T2436GTEM
	48″	1219	4	67	30.4	5.7	T2448GTB	T2448GTEB	T2448GTE	T2448GTEM
	60″	1524	4	79	35.8	7.1	T2460GTB	T2460GTEB	T2460GTE	T2460GTEM
	72″	1829	4	82	37.2	8.5	T2472GTB	T2472GTEB	T2472GTE	T2472GTEM
	84″	2134	4	132	59.9	11.2	T2484GTB	T2484GTEB	T2484GTE	T2484GTEM
	96″	2438	6	157	71.2	11.2	T2496GTB	T2496GTEB	T2496GTE	T2496GTEM
	108″	2743	6	160	72.6	14.0	T24108GTB	T24108GTEB	T24108GTE	T24108GTEM
	120″	3048	6	165	74.8	14.0	T24120GTB	T24120GTEB	T24120GTE	T24120GTEM
	132″	3353	8	199	90.3	16.8	T24132GTB	T24132GTEB	T24132GTE	T24132GTEM
	144″	3658	8	234	106.6	16.8	T24144GTB	T24144GTEB	T24144GTE	T24144GTEM
30″ width (762mm)	30″	762	4	55	25.0	3.8	T3030GTB	T3030GTEB	T3030GTE	T3030GTEM
	36″	914	4	62	28.1	4.4	T3036GTB	T3036GTEB	T3036GTE	T3036GTEM
	48″	1219	4	77	34.9	5.7	T3048GTB	T3048GTEB	T3048GTE	T3048GTEM
	60″	1524	4	87	39.5	7.1	T3060GTB	T3060GTEB	T3060GTE	T3060GTEM
	72″	1829	4	105	47.6	8.5	T3072GTB	T3072GTEB •	T3072GTE	T3072GTEM
	84″	2134	4	137	62.1	11.2	T3084GTB	T3084GTEB	T3084GTE	T3084GTEM
	96″	2438	6	169	76.7	11.2	T3096GTB	T3096GTEB	T3096GTE	T3096GTEM
	108″	2743	6	176	79.8	14.0	T30108GTB	T30108GTEB	T30108GTE	T30108GTEM
	120″	3048	6	182	82.6	14.0	T30120GTB	T30120GTEB	T30120GTE	T30120GTEM
	132″	3353	8	210	95.3	16.8	T30132GTB	T30132GTEB	T30132GTE	T30132GTEM
	144″	3658	8	239	108.4	16.8	T30144GTB	T30144GTEB	T30144GTE	T30144GTEM
36″ width (914mm)	48″	1219	4	84	38.1	7.0	T3648GTB	T3648GTEB	T3648GTE	T3648GTEM
	60″	1524	4	99	44.9	8.8	T3660GTB	T3660GTEB	T3660GTE	T3660GTEM
	72″	1829	4	114	51.7	10.5	T3672GTB	T3672GTEB	T3672GTE	T3672GTEM
	84″	2134	4	183	83.0	12.2	T3684GTB	T3684GTEB	T3684GTE	T3684GTEM
	96″	2438	6	203	92.1	13.9	T3696GTB	T3696GTEB	T3696GTE	T3696GTEM
	108″	2743	6	210	95.3	17.3	T36108GTB	T36108GTEB	T36108GTE	T36108GTEM
	120″	3048	6	217	98.4	17.3	T36120GTB	T36120GTEB	T36120GTE	T36120GTEM
	132″	3353	8	229	103.9	20.7	T36132GTB	T36132GTEB	T36132GTE	T36132GTEM
	144″	3658	8	241	109.3	20.7	T36144GTB	T36144GTEB	T36144GTE	T36144GTEM
48″ width (1219mm)	48″	1219	4	147	66.7	9.3	–	–	T4848GTE	T4848GTEM
	60″	1524	4	162	73.5	14.0	–	–	T4860GTE	T4860GTEM
	72″	1829	6	182	82.6	14.0	–	–	T4872GTE	T4872GTEM
	84″	2134	8	197	89.4	18.7	–	–	T4884GTE	T4884GTEM
	96″	2438	8	241	109.3	18.7	–	–	T4896GTE	T4896GTEM
	108″	2743	8	278	126.1	23.3	–	–	T48108GTE	T48108GTEM
	120″	3048	8	316	143.3	23.3	–	–	T48120GTE	T48120GTEM
	132″	3353	10	347	157.4	27.9	–	–	T48132GTE	T48132GTEM
	144″	3658	10	379	171.9	27.9	–	–	T48144GTE	T48144GTEM

▼ SPEC-MASTER® Marine tables feature a marine counter edge to prevent spillage.

100 Industrial Boulevard, Clayton, DE 19938-8903 U.S.A.
Phone: 800-441-8440 or 302-653-3000. Fax: 302-653-2065
http://www.eaglegrp.com

EAGLE GROUP
Profit from the Eagle Advantage®

Worktables with Stainless Steel Flat Top & Stainless Steel Tubular Base NSF

see spec sheets EG10.43A EG10.43B EG10.43C EG10.43D



See page 130 for optional casters available.

FEATURES:

- Tubular base.
- 1⅝″ *(41mm)*-diameter legs and 1¼″ *(32mm)*-diameter crossbracing are heavy gauge stainless steel.
- Heavy gauge polished stainless steel top.
- Offers worktables with a rolled edge on front and rear, with ends turned 90°, except SPEC-MASTER® Marine.
- 35⅛″–36⅛″ *(892–918mm)* adjustable working height.

Note: All shipping weights and cubic feet are approximate.

NSF sprayed-on sound deadening available. To order, add suffix **"-SD"**. **Example: T2424STB-SD.** Consult factory for pricing.

For FLEX-MASTER® overshelf kits, see page 148.

For drawer kits, see page 155.

***NEW* Knockdown Welded Base** option available (only for worktables with stainless steel base). To order, add suffix "**-KDWB**". Example: T2460STEB-**KDWB**. Consult factory for pricing.

(•) MTS *(made to stock)* / ( ) MTO *(made to order)*

	length in.	length mm	# of legs	weight lbs.	weight kg	cu ft	BUDGET 16 ga. type 430 top model #	DELUXE 16 ga. 300 series top model #	*SPEC-MASTER® 14 ga. 300 series top model #	* ▼ Marine 14 ga. 300 series top model #
24″ width *(610mm)*	24″	610	4	44	20.0	3.5	T2424STB	T2424STEB	T2424STE	T2424STEM
	30″	762	4	51	23.1	3.8	T2430STB	T2430STEB	T2430STE	T2430STEM
	36″	914	4	53	24.0	4.4	T2436STB	T2436STEB	T2436STE	T2436STEM
	48″	1219	4	67	30.4	5.7	T2448STB	T2448STEB	T2448STE	T2448STEM
	60″	1524	4	79	35.8	7.1	T2460STB	T2460STEB	T2460STE	T2460STEM
	72″	1829	4	82	37.2	8.5	T2472STB	T2472STEB	T2472STE	T2472STEM
	84″	2134	4	132	59.9	11.2	T2484STB	T2484STEB	T2484STE	T2484STEM
	96″	2438	6	157	71.2	11.2	T2496STB	T2496STEB	T2496STE	T2496STEM
	108″	2743	6	160	72.6	14.0	T24108STB	T24108STEB	T24108STE	T24108STEM
	120″	3048	6	165	74.8	14.0	T24120STB	T24120STEB	T24120STE	T24120STEM
	132″	3353	8	199	90.3	16.8	T24132STB	T24132STEB	T24132STE	T24132STEM
	144″	3658	8	234	106.1	16.8	T24144STB	T24144STEB	T24144STE	T24144STEM
30″ width *(762mm)*	30″	762	4	55	25.0	3.8	T3030STB	T3030STEB	T3030STE	T3030STEM
	36″	914	4	62	28.1	4.4	T3036STB	T3036STEB	T3036STE	T3036STEM
	48″	1219	4	77	34.9	5.7	T3048STB	T3048STEB	T3048STE	T3048STEM
	60″	1524	4	87	39.5	7.1	T3060STB	T3060STEB	T3060STE	T3060STEM
	72″	1829	4	105	47.6	8.5	T3072STB	T3072STEB	T3072STE	T3072STEM
	84″	2134	4	137	62.1	11.2	T3084STB	T3084STEB	T3084STE	T3084STEM
	96″	2438	6	169	76.7	11.2	T3096STB	T3096STEB	T3096STE	T3096STEM
	108″	2743	6	176	79.6	14.0	T30108STB	T30108STEB	T30108STE	T30108STEM
	120″	3048	6	182	82.6	14.0	T30120STB	T30120STEB	T30120STE	T30120STEM
	132″	3353	8	210	95.3	16.8	T30132STB	T30132STEB	T30132STE	T30132STEM
	144″	3658	8	218	98.9	16.8	T30144STB	T30144STEB	T30144STE	T30144STEM
36″ width *(914mm)*	48″	1219	4	84	38.1	7.0	T3648STB	T3648STEB	T3648STE	T3648STEM
	60″	1524	4	99	44.9	8.8	T3660STB	T3660STEB	T3660STE	T3660STEM
	72″	1829	4	114	51.7	10.5	T3672STB	T3672STEB	T3672STE	T3672STEM
	84″	2134	4	183	83.0	12.2	T3684STB	T3684STEB	T3684STE	T3684STEM
	96″	2438	6	203	92.1	13.9	T3696STB	T3696STEB	T3696STE	T3696STEM
	108″	2743	6	210	95.3	17.3	T36108STB	T36108STEB	T36108STE	T36108STEM
	120″	3048	6	217	98.4	17.3	T36120STB	T36120STEB	T36120STE	T36120STEM
	132″	3353	8	229	103.9	20.7	T36132STB	T36132STEB	T36132STE	T36132STEM
	144″	3658	8	241	109.3	20.7	T36144STB	T36144STEB	T36144STE	T36144STEM
48″ width *(1219mm)*	48″	1219	4	147	66.7	9.3	–	–	T4848STE	T4848STEM
	60″	1524	4	162	73.5	14.0	–	–	T4860STE	T4860STEM
	72″	1829	6	182	82.6	14.0	–	–	T4872STE	T4872STEM
	84″	2134	8	197	89.4	18.7	–	–	T4884STE	T4884STEM
	96″	2438	8	241	109.3	18.7	–	–	T4896STE	T4896STEM
	108″	2743	8	278	126.1	23.3	–	–	T48108STE	T48108STEM
	120″	3048	8	316	143.3	23.3	–	–	T48120STE	T48120STEM
	132″	3353	10	347	157.4	27.9	–	–	T48132STE	T48132STEM
	144″	3658	10	379	171.9	27.9	–	–	T48144STE	T48144STEM

* SPEC-MASTER® and SPEC-MASTER® Marine tables feature all stainless steel construction.

▼ SPEC-MASTER® Marine tables feature a marine counter edge to prevent spillage.

Worktables with Stainless Steel Top, Upturn & Galvanized Legs/Undershelf NSF

see spec sheets **EG10.02A** **EG10.02B** **EG10.02C**



adjustable undershelf welded gusset

patented uni-lok® system
(Patent #5,165,349)

NOW STANDARD!



See page 130 for optional casters available.

FEATURES:

- 1½″ *(38mm)* upturn at the rear of the table.
- 1⅝″ *(41mm)*-diameter legs and adjustable undershelf are heavy gauge galvanized steel.
- Heavy gauge polished stainless steel top.
- 35⅛″–36⅛″ *(892–918mm)* adjustable working height.

Note: All shipping weights and cubic feet are approximate.

NSF sprayed-on sound deadening available. To order, add suffix **"-SD"**. **Example: UT2424B-SD.** Consult factory for pricing.

Optional fixed undershelf available in place of standard adjustable undershelf. To order, **add 10% to list price** and suffix **"-F"**. **Example: UT2424EB-F.**

For FLEX-MASTER® overshelf kits, see page 148.

For drawer kits, see page 155.

(•) MTS *(made to stock)* / ( ) MTO *(made to order)*

	length		# of	weight		cu	BUDGET 16 gauge type 430 top	DELUXE 16 gauge 300 series top	*SPEC-MASTER® 14 gauge 300 series top
	in.	mm	legs	lbs.	kg	ft	model #	model #	model #
24″ width *(610mm)*	24″	610	4	50	22.7	3.5	**UT2424B**	**UT2424EB**	**UT2424E**
	30″	762	4	52	23.6	3.8	**UT2430B** •	**UT2430EB**	**UT2430E**
	36″	914	4	55	24.9	4.4	**UT2436B** •	**UT2436EB**	**UT2436E**
	48″	1219	4	67	30.4	5.7	**UT2448B** •	**UT2448EB**	**UT2448E**
	60″	1524	4	71	32.2	7.1	**UT2460B** •	**UT2460EB**	**UT2460E**
	72″	1829	4	90	40.8	8.5	**UT2472B** •	**UT2472EB**	**UT2472E**
	84″	2134	4	98	44.5	11.2	**UT2484B**	**UT2484EB**	**UT2484E**
	96″	2438	6	114	51.7	11.2	**UT2496B**	**UT2496EB**	**UT2496E**
	108″	2743	6	131	59.4	14.0	**UT24108B**	**UT24108EB**	**UT24108E**
	120″	3048	6	148	67.1	14.0	**UT24120B**	**UT24120EB**	**UT24120E**
	132″	3353	8	177	80.3	16.8	**UT24132B**	**UT24132EB**	**UT24132E**
	144″	3658	8	234	106.1	16.8	**UT24144B**	**UT24144EB**	**UT24144E**
30″ width *(762mm)*	30″	762	4	54	24.5	3.8	**UT3030B** •	**UT3030EB**	**UT3030E**
	36″	914	4	64	29.0	4.4	**UT3036B** •	**UT3036EB**	**UT3036E**
	48″	1219	4	74	33.6	5.7	**UT3048B** •	**UT3048EB**	**UT3048E**
	60″	1524	4	82	37.2	7.1	**UT3060B** •	**UT3060EB**	**UT3060E**
	72″	1829	4	105	47.6	8.5	**UT3072B** •	**UT3072EB**	**UT3072E**
	84″	2134	4	132	59.9	11.2	**UT3084B**	**UT3084EB**	**UT3084E**
	96″	2438	6	169	76.7	11.2	**UT3096B** •	**UT3096EB**	**UT3096E**
	108″	2743	6	199	90.3	14.0	**UT30108B**	**UT30108EB**	**UT30108E**
	120″	3048	6	205	93.0	14.0	**UT30120B**	**UT30120EB**	**UT30120E**
	132″	3353	8	225	102.1	16.8	**UT30132B**	**UT30132EB**	**UT30132E**
	144″	3658	8	240	108.9	16.8	**UT30144B**	**UT30144EB**	**UT30144E**
36″ width *(914mm)*	48″	1219	4	83	37.7	7.0	**UT3648B**	**UT3648EB**	**UT3648E**
	60″	1524	4	108	49.0	8.8	**UT3660B**	**UT3660EB**	**UT3660E**
	72″	1829	4	114	51.7	10.5	**UT3672B**	**UT3672EB**	**UT3672E**
	84″	2134	4	132	59.9	12.2	**UT3684B**	**UT3684EB**	**UT3684E**
	96″	2438	6	149	67.6	13.9	**UT3696B**	**UT3696EB**	**UT3696E**
	108″	2743	6	184	83.5	17.3	**UT36108B**	**UT36108EB**	**UT36108E**
	120″	3048	6	207	93.9	17.3	**UT36120B**	**UT36120EB**	**UT36120E**
	132″	3353	8	228	103.4	20.7	**UT36132B**	**UT36132EB**	**UT36132E**
	144″	3658	8	261	118.4	20.7	**UT36144B**	**UT36144EB**	**UT36144E**

100 Industrial Boulevard, Clayton, DE 19938-8903 U.S.A.
Phone: 800-441-8440 or 302-653-3000. Fax: 302-653-2065
http://www.eaglegrp.com

EAGLE GROUP
Profit from the Eagle Advantage®

Worktables with Stainless Steel Top, Upturn & Stainless Steel Legs/Undershelf (NSF)

see spec sheets **EG10.48A** **EG10.48B** **EG10.48C**



patented uni-lok® system
(Patent #5,165,349)

See page 130 for optional casters available.

FEATURES:

- 1½″ *(38mm)* upturn at the rear of the table.
- 1⅝″ *(41mm)*-diameter legs and adjustable undershelf are heavy gauge stainless steel.
- Heavy gauge polished stainless steel top.
- 35⅛″–36⅛″ *(892–918mm)* adjustable working height.

Note: All shipping weights and cubic feet are approximate.

NSF sprayed-on sound deadening available. To order, add suffix **"-SD"**. **Example: UT2424SB-SD.** Consult factory for pricing.

For FLEX-MASTER® overshelf kits, see page 148.

For drawer kits, see page 155.

***NEW* Knockdown Welded Base** option available (only for worktables with stainless steel base). To order, add suffix "**-KDWB**". Example: UT2460SB-**KDWB**. Consult factory for pricing.

	length in.	length mm	# of legs	weight lbs.	weight kg	cu ft	BUDGET 16 gauge type 430 top model #	DELUXE 16 gauge 300 series top model #	*SPEC-MASTER® 14 gauge 300 series top model #
24″ width (610mm)	24″	610	4	44	20.0	3.5	UT2424SB	UT2424SEB	UT2424SE
	30″	762	4	50	22.7	3.8	UT2430SB	UT2430SEB	UT2430SE
	36″	914	4	55	25.0	4.4	UT2436SB	UT2436SEB	UT2436SE
	48″	1219	4	67	30.4	5.7	UT2448SB	UT2448SEB	UT2448SE
	60″	1524	4	71	32.2	7.1	UT2460SB	UT2460SEB	UT2460SE
	72″	1829	4	90	40.8	8.5	UT2472SB	UT2472SEB	UT2472SE
	84″	2134	4	98	44.5	11.2	UT2484SB	UT2484SEB	UT2484SE
	96″	2438	6	114	51.7	11.2	UT2496SB	UT2496SEB	UT2496SE
	108″	2743	6	131	59.4	14.0	UT24108SB	UT24108SEB	UT24108SE
	120″	3048	6	148	67.1	14.0	UT24120SB	UT24120SEB	UT24120SE
	132″	3353	8	177	80.3	16.8	UT24132SB	UT24132SEB	UT24132SE
	144″	3658	8	220	99.8	16.8	UT24144SB	UT24144SEB	UT24144SE
30″ width (762mm)	30″	762	4	54	24.5	3.8	UT3030SB	UT3030SEB	UT3030SE
	36″	914	4	64	29.0	4.4	UT3036SB	UT3036SEB	UT3036SE
	48″	1219	4	74	33.6	5.7	UT3048SB	UT3048SEB	UT3048SE
	60″	1524	4	87	39.5	7.1	UT3060SB	UT3060SEB	UT3060SE
	72″	1829	4	94	42.6	8.5	UT3072SB	UT3072SEB	UT3072SE
	84″	2134	4	105	47.6	11.2	UT3084SB	UT3084SEB	UT3084SE
	96″	2438	6	126	57.2	11.2	UT3096SB	UT3096SEB	UT3096SE
	108″	2743	6	199	90.3	14.0	UT30108SB	UT30108SEB	UT30108SE
	120″	3048	6	205	93.0	14.0	UT30120SB	UT30120SEB	UT30120SE
	132″	3353	8	211	95.7	16.8	UT30132SB	UT30132SEB	UT30132SE
	144″	3658	8	218	98.9	16.8	UT30144SB	UT30144SEB	UT30144SE
36″ width (914mm)	48″	1219	4	83	37.7	7.0	UT3648SB	UT3648SEB	UT3648SE
	60″	1524	4	108	49.0	8.8	UT3660SB	UT3660SEB	UT3660SE
	72″	1829	4	114	51.7	10.5	UT3672SB	UT3672SEB	UT3672SE
	84″	2134	4	183	83.0	12.2	UT3684SB	UT3684SEB	UT3684SE
	96″	2438	6	205	93.0	13.9	UT3696SB	UT3696SEB	UT3696SE
	108″	2743	6	206	93.4	17.3	UT36108SB	UT36108SEB	UT36108SE
	120″	3048	6	210	95.3	17.3	UT36120SB	UT36120SEB	UT36120SE
	132″	3353	8	228	103.4	20.7	UT36132SB	UT36132SEB	UT36132SE
	144″	3658	8	261	118.4	20.7	UT36144SB	UT36144SEB	UT36144SE

* SPEC-MASTER® tables feature all stainless steel construction.

Worktables with Stainless Steel Top, Upturn & Galvanized Tubular Base NSF

see spec sheets **EG10.03A** **EG10.03B** **EG10.03C**



(Patent #5,165,349)

corner connection

FEATURES:

- 1½″ *(38mm)* upturn at the rear of the table.
- Tubular base.
- 1⅝″ *(41mm)*-diameter legs and 1¼″ *(32mm)*-diameter crossbracing are heavy gauge galvanized steel.
- Heavy gauge polished stainless steel top.
- 35⅛″–36⅛″ *(892–918mm)* adjustable working height.

Note: All shipping weights and cubic feet are approximate.

NSF sprayed-on sound deadening available. To order, add suffix **"-SD"**. **Example: UT2424GTB-SD**. Consult factory for pricing.

For FLEX-MASTER® overshelf kits, see page 148.

For drawer kits, see page 155.



See page 130 for optional casters available.

	length		# of	weight		cu	BUDGET	DELUXE	*SPEC-MASTER®
	in.	mm	legs	lbs.	kg	ft	16 gauge type 430 top model #	16 gauge 300 series top model #	14 gauge 300 series top model #
24″ width (610mm)	24″	610	4	50	22.7	3.5	UT2424GTB	UT2424GTEB	UT2424GTE
	30″	762	4	52	23.6	3.8	UT2430GTB	UT2430GTEB	UT2430GTE
	36″	914	4	55	24.9	4.4	UT2436GTB	UT2436GTEB	UT2436GTE
	48	1219	4	67	30.4	5.7	UT2448GTB	UT2448GTEB	UT2448GTE
	60″	1524	4	71	32.2	7.1	UT2460GTB	UT2460GTEB	UT2460GTE
	72″	1829	4	90	40.8	8.5	UT2472GTB	UT2472GTEB	UT2472GTE
	84″	2134	4	98	44.5	11.2	UT2484GTB	UT2484GTEB	UT2484GTE
	96″	2438	6	114	51.7	11.2	UT2496GTB	UT2496GTEB	UT2496GTE
	108″	2743	6	142	64.4	14.0	UT24108GTB	UT24108GTEB	UT24108GTE
	120″	3048	6	148	67.1	14.0	UT24120GTB	UT24120GTEB	UT24120GTE
	132″	3353	8	177	80.3	16.8	UT24132GTB	UT24132GTEB	UT24132GTE
	144″	3658	8	193	87.6	16.8	UT24144GTB	UT24144GTEB	UT24144GTE
30″ width (762mm)	30″	762	4	54	24.5	3.8	UT3030GTB	UT3030GTEB	UT3030GTE
	36″	914	4	64	29.0	4.4	UT3036GTB	UT3036GTEB	UT3036GTE
	48″	1219	4	74	33.6	5.7	UT3048GTB	UT3048GTEB	UT3048GTE
	60″	1524	4	87	39.5	7.1	UT3060GTB	UT3060GTEB	UT3060GTE
	72″	1829	4	105	47.6	8.5	UT3072GTB	UT3072GTEB	UT3072GTE
	84″	2134	4	122	55.3	11.2	UT3084GTB	UT3084GTEB	UT3084GTE
	96″	2438	6	126	57.2	11.2	UT3096GTB	UT3096GTEB	UT3096GTE
	108″	2743	6	199	90.3	14.0	UT30108GTB	UT30108GTEB	UT30108GTE
	120″	3048	6	205	93.0	14.0	UT30120GTB	UT30120GTEB	UT30120GTE
	132″	3353	8	210	95.3	16.8	UT30132GTB	UT30132GTEB	UT30132GTE
	144″	3658	8	218	98.9	16.8	UT30144GTB	UT30144GTEB	UT30144GTE
36″ width (914mm)	48″	1219	4	83	37.7	7.0	UT3648GTB	UT3648GTEB	UT3648GTE
	60″	1524	4	108	49.0	8.8	UT3660GTB	UT3660GTEB	UT3660GTE
	72″	1829	4	114	51.7	10.5	UT3672GTB	UT3672GTEB	UT3672GTE
	84″	2134	4	132	59.9	12.2	UT3684GTB	UT3684GTEB	UT3684GTE
	96″	2438	6	149	67.6	13.9	UT3696GTB	UT3696GTEB	UT3696GTE
	108″	2743	6	203	92.1	17.3	UT36108GTB	UT36108GTEB	UT36108GTE
	120″	3048	6	207	93.9	17.3	UT36120GTB	UT36120GTEB	UT36120GTE
	132″	3353	8	228	103.4	20.7	UT36132GTB	UT36132GTEB	UT36132GTE
	144″	3658	8	241	109.3	20.7	UT36144GTB	UT36144GTEB	UT36144GTE

100 Industrial Boulevard, Clayton, DE 19938-8903 U.S.A.
Phone: 800-441-8440 or 302-653-3000. Fax: 302-653-2065
http://www.eaglegrp.com

EAGLE GROUP
Profit from the Eagle Advantage®

Worktables with Stainless Steel Top, Upturn & Stainless Steel Tubular Base (NSF)

see spec sheets **EG10.49A** **EG10.49B** **EG10.49C**



FEATURES:

- 1½″ *(38mm)* upturn at the rear of the table.
- Tubular base.
- 1⅝″ *(41mm)*-diameter legs and 1¼″ *(32mm)*-diameter crossbracing are heavy gauge stainless steel.
- Heavy gauge polished stainless steel top.
- 35⅛″–36⅛″ *(892–918mm)* adjustable working height.

Note: All shipping weights and cubic feet are approximate.

NSF sprayed-on sound deadening available. To order, add suffix **"-SD"**. **Example: UT2424STB-SD.** Consult factory for pricing.

For FLEX-MASTER® overshelf kits, see page 148.

For drawer kits, see page 155.

***NEW* Knockdown Welded Base** option available (only for worktables with stainless steel base). To order, add suffix "**-KDWB**". Example: UT2460STEB**-KDWB**. Consult factory for pricing.



See page 130 for optional casters available.

	length in.	length mm	# of legs	weight lbs.	weight kg	cu ft	BUDGET 16 gauge type 430 top model #	DELUXE 16 gauge 300 series top model #	*SPEC-MASTER® 14 gauge 300 series top model #
24″ width (610mm)	24″	610	4	44	20.0	3.5	UT2424STB	UT2424STEB	UT2424STE
	30″	762	4	50	22.7	3.8	UT2430STB	UT2430STEB	UT2430STE
	36″	914	4	55	25.0	4.4	UT2436STB	UT2436STEB	UT2436STE
	48″	1219	4	67	30.4	5.7	UT2448STB	UT2448STEB	UT2448STE
	60″	1524	4	71	32.2	7.1	UT2460STB	UT2460STEB	UT2460STE
	72″	1829	4	90	40.8	8.5	UT2472STB	UT2472STEB	UT2472STE
	84″	2134	4	98	44.5	11.2	UT2484STB	UT2484STEB	UT2484STE
	96″	2438	6	100	45.4	11.2	UT2496STB	UT2496STEB	UT2496STE
	108″	2743	6	114	51.7	14.0	UT24108STB	UT24108STEB	UT24108STE
	120″	3048	6	131	59.4	14.0	UT24120STB	UT24120STEB	UT24120STE
	132″	3353	8	184	83.5	16.8	UT24132STB	UT24132STEB	UT24132STE
	144″	3658	8	220	99.8	16.8	UT24144STB	UT24144STEB	UT24144STE
30″ width (762mm)	30″	762	4	54	24.5	3.8	UT3030STB	UT3030STEB	UT3030STE
	36″	914	4	64	29.0	4.4	UT3036STB	UT3036STEB	UT3036STE
	48″	1219	4	74	33.6	5.7	UT3048STB	UT3048STEB	UT3048STE
	60″	1524	4	87	39.5	7.1	UT3060STB	UT3060STEB	UT3060STE
	72″	1829	4	105	47.6	8.5	UT3072STB	UT3072STEB	UT3072STE
	84″	2134	4	115	52.2	11.2	UT3084STB	UT3084STEB	UT3084STE
	96″	2438	6	126	57.2	11.2	UT3096STB	UT3096STEB	UT3096STE
	108″	2743	6	199	90.3	14.0	UT30108STB	UT30108STEB	UT30108STE
	120″	3048	6	205	93.0	14.0	UT30120STB	UT30120STEB	UT30120STE
	132″	3353	8	212	96.2	16.8	UT30132STB	UT30132STEB	UT30132STE
	144″	3658	8	216	98.9	16.8	UT30144STB	UT30144STEB	UT30144STE
36″ width (914mm)	48″	1219	4	83	37.7	7.0	UT3648STB	UT3648STEB	UT3648STE
	60″	1524	4	108	49.0	8.8	UT3660STB	UT3660STEB	UT3660STE
	72″	1829	4	114	51.7	10.5	UT3672STB	UT3672STEB	UT3672STE
	84″	2134	4	132	59.8	12.2	UT3684STB	UT3684STEB	UT3684STE
	96″	2438	6	149	67.6	13.9	UT3696STB	UT3696STEB	UT3696STE
	108″	2743	6	202	91.6	17.3	UT36108STB	UT36108STEB	UT36108STE
	120″	3048	6	207	93.9	17.3	UT36120STB	UT36120STEB	UT36120STE
	132″	3353	8	228	103.4	20.7	UT36132STB	UT36132STEB	UT36132STE
	144″	3658	8	248	112.5	20.7	UT36144STB	UT36144STEB	UT36144STE

* SPEC-MASTER® tables feature all stainless steel construction.

Worktables with Stainless Steel Top, Backsplash & Galvanized Legs/Undershelf

see spec sheets EG10.44A EG10.44B EG10.44C EG10.44D



adjustable undershelf welded gusset

NOW STANDARD!

patented uni-lok system

(Patent #5,165,349)

FEATURES:

- 4½″ *(114mm)* backsplash at the rear of the table.
- 1⅝″ *(41mm)*-diameter legs and adjustable undershelf are heavy gauge galvanized steel.
- Heavy gauge polished stainless steel top.
- SPEC-MASTER® Marine series worktables feature a marine counter edge on front and both ends.
- 35⅛″–36⅛″ *(892–918mm)* adjustable working height.

Note: All shipping weights and cubic feet are approximate.

NSF sprayed-on sound deadening available. To order, add suffix **"-SD"**. **Example: T2424B-BS-SD.** Consult factory for pricing.

Optional fixed undershelf available in place of standard adjustable undershelf. To order, **add 10% to list price**, and **"-F"** to end of suffix. **Example: T3048EM-BS-F.**

For FLEX-MASTER® overshelf kits, see page 148.

For drawer kits, see page 155.



See page 130 for optional casters available.

(•) MTS *(made to stock)* / ( ) MTO *(made to order)*

	length		# of	weight		cu	BUDGET	DELUXE	SPEC-MASTER®	Marine▼
							16 ga. type 430 top	16 ga. 300 series top	14 ga. 300 series top	14 ga. 300 series top
	in.	mm	legs	lbs.	kg	ft	model #	model #	model #	model #
24″ width *(610mm)*	24″	610	4	44	20.0	3.5	T2424B-BS	T2424EB-BS	T2424E-BS	T2424EM-BS
	30″	762	4	51	23.1	3.8	T2430B-BS	T2430EB-BS	T2430E-BS	T2430EM-BS
	36″	914	4	53	24.0	4.4	T2436B-BS	T2436EB-BS	T2436E-BS	T2436EM-BS
	48″	1219	4	67	30.4	5.7	T2448B-BS •	T2448EB-BS	T2448E-BS	T2448EM-BS
	60″	1524	4	79	35.8	7.1	T2460B-BS •	T2460EB-BS	T2460E-BS	T2460EM-BS
	72″	1829	4	94	42.6	8.5	T2472B-BS •	T2472EB-BS	T2472E-BS	T2472EM-BS
	84″	2134	4	132	59.9	11.2	T2484B-BS	T2484EB-BS	T2484E-BS	T2484EM-BS
	96″	2438	6	157	71.2	11.2	T2496B-BS	T2496EB-BS	T2496E-BS	T2496EM-BS
	108″	2743	6	171	77.6	14.0	T24108B-BS	T24108EB-BS	T24108E-BS	T24108EM-BS
	120″	3048	6	182	82.6	14.0	T24120B-BS	T24120EB-BS	T24120E-BS	T24120EM-BS
	132″	3353	8	196	88.9	16.8	T24132B-BS	T24132EB-BS	T24132E-BS	T24132EM-BS
	144″	3658	8	234	106.1	16.8	T24144B-BS	T24144EB-BS	T24144E-BS	T24144EM-BS
30″ width *(762mm)*	30″	762	4	55	24.9	3.8	T3030B-BS •	T3030EB-BS	T3030E-BS	T3030EM-BS
	36″	914	4	62	28.1	4.4	T3036B-BS •	T3036EB-BS	T3036E-BS	T3036EM-BS
	48″	1219	4	77	34.9	5.7	T3048B-BS •	T3048EB-BS	T3048E-BS	T3048EM-BS
	60″	1524	4	105	47.6	7.1	T3060B-BS •	T3060EB-BS	T3060E-BS	T3060EM-BS
	72″	1829	4	121	54.9	8.5	T3072B-BS •	T3072EB-BS	T3072E-BS	T3072EM-BS
	84″	2134	4	138	62.6	11.2	T3084B-BS	T3084EB-BS	T3084E-BS	T3084EM-BS
	96″	2438	6	169	76.7	11.2	T3096B-BS •	T3096EB-BS	T3096E-BS	T3096EM-BS
	108″	2743	6	184	83.5	14.0	T30108B-BS	T30108EB-BS	T30108E-BS	T30108EM-BS
	120″	3048	6	205	93.0	14.0	T30120B-BS	T30120EB-BS	T30120E-BS	T30120EM-BS
	132″	3353	8	215	97.5	16.8	T30132B-BS	T30132EB-BS	T30132E-BS	T30132EM-BS
	144″	3658	8	257	116.6	16.8	T30144B-BS	T30144EB-BS	T30144E-BS	T30144EM-BS
36″ width *(914mm)*	48″	1219	4	84	38.1	7.0	T3648B-BS	T3648EB-BS	T3648E-BS	T3648EM-BS
	60″	1524	4	109	49.4	8.8	T3660B-BS	T3660EB-BS	T3660E-BS	T3660EM-BS
	72″	1829	4	129	58.1	10.5	T3672B-BS	T3672EB-BS	T3672E-BS	T3672EM-BS
	84″	2134	4	183	83.0	12.2	T3684B-BS	T3684EB-BS	T3684E-BS	T3684EM-BS
	96″	2438	6	203	92.1	13.9	T3696B-BS	T3696EB-BS	T3696E-BS	T3696EM-BS
	108″	2743	6	209	94.8	17.3	T36108B-BS	T36108EB-BS	T36108E-BS	T36108EM-BS
	120″	3048	6	211	95.7	17.3	T36120B-BS	T36120EB-BS	T36120E-BS	T36120EM-BS
	132″	3353	8	234	106.1	20.7	T36132B-BS	T36132EB-BS	T36132E-BS	T36132EM-BS
	144″	3658	8	302	137.0	20.7	T36144B-BS	T36144EB-BS	T36144E-BS	T36144EM-BS

▼ SPEC-MASTER® Marine tables feature a marine counter edge to prevent spillage.

100 Industrial Boulevard, Clayton, DE 19938-8903 U.S.A.
Phone: 800-441-8440 or 302-653-3000. Fax: 302-653-2065
http://www.eaglegrp.com

EAGLE GROUP
Profit from the Eagle Advantage®

Worktables with Stainless Steel Top, Backsplash & Stainless Steel Legs/Undershelf

see spec sheets **EG10.45A** **EG10.45B** **EG10.45C** **EG10.45D**



patented uni-lok® system
(Patent #5,165,349)



See page 130 for optional casters available.

FEATURES:

- 4½″ *(114mm)* backsplash at the rear of the table.
- 1⅝″ *(41mm)*-diameter legs and adjustable undershelf are heavy gauge stainless steel.
- Heavy gauge polished stainless steel top.
- SPEC-MASTER® Marine series worktables feature a marine counter edge on front and both ends.
- 35⅛″–36⅛″ *(892–918mm)* adjustable working height.

Note: All shipping weights and cubic feet are approximate.

NSF sprayed-on sound deadening available. To order, add suffix **"-SD"**. **Example: T2424SB-BS-SD.** Consult factory for pricing.

For FLEX-MASTER® overshelf kits, see page 148.

For drawer kits, see page 155.

NEW **Knockdown Welded Base** option available (only for worktables with stainless steel base). To order, add suffix "**-KDWB**". Example: T2460SB-BS-**KDWB**. Consult factory for pricing.

(•) MTS *(made to stock)* / ( ) MTO *(made to order)*

	length		# of	weight		cu	BUDGET	DELUXE	SPEC-MASTER®	Marine ▼
							16 ga. type 430 top	16 ga. 300 series top	14 ga. 300 series top	14 ga. 300 series top
	in.	mm	legs	lbs.	kg	ft	model #	model #	model #	model #
24″ width *(610mm)*	24″	610	4	44	20.0	3.5	T2424SB-BS	T2424SEB-BS	T2424SE-BS	T2424SEM-BS
	30″	762	4	51	23.1	3.8	T2430SB-BS	T2430SEB-BS	T2430SE-BS	T2430SEM-BS
	36″	914	4	53	24.0	4.4	T2436SB-BS	T2436SEB-BS •	T2436SE-BS	T2436SEM-BS
	48″	1219	4	67	30.4	5.7	T2448SB-BS	T2448SEB-BS •	T2448SE-BS •	T2448SEM-BS
	60″	1524	4	79	35.8	7.1	T2460SB-BS	T2460SEB-BS	T2460SE-BS •	T2460SEM-BS
	72″	1829	4	94	42.6	8.5	T2472SB-BS	T2472SEB-BS	T2472SE-BS •	T2472SEM-BS
	84″	2134	4	132	59.9	11.2	T2484SB-BS	T2484SEB-BS	T2484SE-BS	T2484SEM-BS
	96″	2438	6	137	62.1	11.2	T2496SB-BS	T2496SEB-BS	T2496SE-BS	T2496SEM-BS
	108″	2743	6	142	64.4	14.0	T24108SB-BS	T24108SEB-BS	T24108SE-BS	T24108SEM-BS
	120″	3048	6	154	69.9	14.0	T24120SB-BS	T24120SEB-BS	T24120SE-BS	T24120SEM-BS
	132″	3353	8	177	80.3	16.8	T24132SB-BS	T24132SEB-BS	T24132SE-BS	T24132SEM-BS
	144″	3658	8	234	106.1	16.8	T24144SB-BS	T24144SEB-BS	T24144SE-BS	T24144SEM-BS
30″ width *(762mm)*	30″	762	4	55	25.0	3.8	T3030SB-BS	T3030SEB-BS	T3030SE-BS	T3030SEM-BS
	36″	914	4	62	28.2	4.4	T3036SB-BS	T3036SEB-BS •	T3036SE-BS	T3036SEM-BS
	48″	1219	4	77	34.9	5.7	T3048SB-BS •	T3048SEB-BS •	T3048SE-BS •	T3048SEM-BS
	60″	1524	4	87	39.5	7.1	T3060SB-BS •	T3060SEB-BS •	T3060SE-BS •	T3060SEM-BS
	72″	1829	4	105	47.6	8.5	T3072SB-BS •	T3072SEB-BS •	T3072SE-BS •	T3072SEM-BS
	84″	2134	4	132	59.9	11.2	T3084SB-BS	T3084SEB-BS	T3084SE-BS	T3084SEM-BS
	96″	2438	6	169	76.7	11.2	T3096SB-BS	T3096SEB-BS •	T3096SE-BS	T3096SEM-BS
	108″	2743	6	176	79.8	14.0	T30108SB-BS	T30108SEB-BS	T30108SE-BS	T30108SEM-BS
	120″	3048	6	182	82.6	14.0	T30120SB-BS	T30120SEB-BS	T30120SE-BS	T30120SEM-BS
	132″	3353	8	225	102.0	16.8	T30132SB-BS	T30132SEB-BS	T30132SE-BS	T30132SEM-BS
	144″	3658	8	238	237.6	16.8	T30144SB-BS	T30144SEB-BS	T30144SE-BS	T30144SEM-BS
36″ width *(914mm)*	48″	1219	4	84	38.1	7.0	T3648SB-BS	T3648SEB-BS	T3648SE-BS	T3648SEM-BS
	60″	1524	4	99	44.9	8.8	T3660SB-BS	T3660SEB-BS	T3660SE-BS	T3660SEM-BS
	72″	1829	4	114	51.7	10.5	T3672SB-BS	T3672SEB-BS	T3672SE-BS	T3672SEM-BS
	84″	2134	4	183	83.0	12.2	T3684SB-BS	T3684SEB-BS	T3684SE-BS	T3684SEM-BS
	96″	2438	6	203	92.0	13.9	T3696SB-BS	T3696SEB-BS	T3696SE-BS	T3696SEM-BS
	108″	2743	6	207	93.9	17.3	T36108SB-BS	T36108SEB-BS	T36108SE-BS	T36108SEM-BS
	120″	3048	6	211	95.7	17.3	T36120SB-BS	T36120SEB-BS	T36120SE-BS	T36120SEM-BS
	132″	3353	8	234	106.1	20.7	T36132SB-BS	T36132SEB-BS	T36132SE-BS	T36132SEM-BS
	144″	3658	8	241	109.3	20.7	T36144SB-BS	T36144SEB-BS	T36144SE-BS	T36144SEM-BS

▼ SPEC-MASTER® Marine tables feature a marine counter edge to prevent spillage.

Worktables with Stainless Steel Top, Backsplash & Galvanized Tubular Base (NSF)

see spec sheets **EG10.46A** **EG10.46B** **EG10.46C** **EG10.46D**



corner connection

FEATURES:

- 4½″ *(114mm)* backsplash at the rear of the table.
- Tubular base.
- 1⅝″ *(41mm)*-diameter legs and 1¼″ *(32mm)*-diameter crossbracing are heavy gauge galvanized steel.
- Heavy gauge polished stainless steel top.
- SPEC-MASTER® Marine series worktables feature a marine counter edge on front and both ends.
- 35⅛″–36⅛″ *(892–918mm)* adjustable working height.

Note: All shipping weights and cubic feet are approximate.

NSF sprayed-on sound deadening available. To order, add suffix **"-SD"**. **Example: T2424GTB-BS-SD.** Consult factory for pricing.

For FLEX-MASTER® overshelf kits, see page 148.

For drawer kits, see page 155.



See page 130 for optional casters available.

	length		# of	weight		cu	BUDGET	DELUXE	SPEC-MASTER®	▼ Marine
							16 ga. type 430 top	16 ga. 300 series top	14 ga. 300 series top	14 ga. 300 series top
	in.	mm	legs	lbs.	kg	ft	model #	model #	model #	model #
24″ width (610mm)	24″	610	4	44	20.0	3.5	T2424GTB-BS	T2424GTEB-BS	T2424GTE-BS	T2424GTEM-BS
	30″	762	4	51	23.1	3.8	T2430GTB-BS	T2430GTEB-BS	T2430GTE-BS	T2430GTEM-BS
	36″	914	4	53	24.0	4.4	T2436GTB-BS	T2436GTEB-BS	T2436GTE-BS	T2436GTEM-BS
	48″	1219	4	61	27.7	5.7	T2448GTB-BS	T2448GTEB-BS	T2448GTE-BS	T2448GTEM-BS
	60″	1524	4	79	35.8	7.1	T2460GTB-BS	T2460GTEB-BS	T2460GTE-BS	T2460GTEM-BS
	72″	1829	4	94	42.6	8.5	T2472GTB-BS	T2472GTEB-BS	T2472GTE-BS	T2472GTEM-BS
	84″	2134	4	132	59.9	11.2	T2484GTB-BS	T2484GTEB-BS	T2484GTE-BS	T2484GTEM-BS
	96″	2438	6	157	71.2	11.2	T2496GTB-BS	T2496GTEB-BS	T2496GTE-BS	T2496GTEM-BS
	108″	2743	6	176	79.8	14.0	T24108GTB-BS	T24108GTEB-BS	T24108GTE-BS	T24108GTEM-BS
	120″	3048	6	195	88.5	14.0	T24120GTB-BS	T24120GTEB-BS	T24120GTE-BS	T24120GTEM-BS
	132″	3353	8	214	97.1	16.8	T24132GTB-BS	T24132GTEB-BS	T24132GTE-BS	T24132GTEM-BS
	144″	3658	8	234	106.1	16.8	T24144GTB-BS	T24144GTEB-BS	T24144GTE-BS	T24144GTEM-BS
30″ width (762mm)	30″	762	4	55	25.0	3.8	T3030GTB-BS	T3030GTEB-BS	T3030GTE-BS	T3030GTEM-BS
	36″	914	4	62	28.1	4.4	T3036GTB-BS	T3036GTEB-BS	T3036GTE-BS	T3036GTEM-BS
	48″	1219	4	77	34.9	5.7	T3048GTB-BS	T3048GTEB-BS	T3048GTE-BS	T3048GTEM-BS
	60″	1524	4	87	39.5	7.1	T3060GTB-BS	T3060GTEB-BS	T3060GTE-BS	T3060GTEM-BS
	72″	1829	4	105	47.6	8.5	T3072GTB-BS	T3072GTEB-BS	T3072GTE-BS	T3072GTEM-BS
	84″	2134	4	138	62.6	11.2	T3084GTB-BS	T3084GTEB-BS	T3084GTE-BS	T3084GTEM-BS
	96″	2438	6	164	74.4	11.2	T3096GTB-BS	T3096GTEB-BS	T3096GTE-BS	T3096GTEM-BS
	108″	2743	6	187	84.8	14.0	T30108GTB-BS	T30108GTEB-BS	T30108GTE-BS	T30108GTEM-BS
	120″	3048	6	205	93.0	14.0	T30120GTB-BS	T30120GTEB-BS	T30120GTE-BS	T30120GTEM-BS
	132″	3353	8	225	102.1	16.8	T30132GTB-BS	T30132GTEB-BS	T30132GTE-BS	T30132GTEM-BS
	144″	3658	8	245	111.1	16.8	T30144GTB-BS	T30144GTEB-BS	T30144GTE-BS	T30144GTEM-BS
36″ width (914mm)	48″	1219	4	84	38.1	7.0	T3648GTB-BS	T3648GTEB-BS	T3648GTE-BS	T3648GTEM-BS
	60″	1524	4	99	44.9	8.8	T3660GTB-BS	T3660GTEB-BS	T3660GTE-BS	T3660GTEM-BS
	72″	1829	4	114	51.7	10.5	T3672GTB-BS	T3672GTEB-BS	T3672GTE-BS	T3672GTEM-BS
	84″	2134	4	183	83.0	12.2	T3684GTB-BS	T3684GTEB-BS	T3684GTE-BS	T3684GTEM-BS
	96″	2438	6	203	92.1	13.9	T3696GTB-BS	T3696GTEB-BS	T3696GTE-BS	T3696GTEM-BS
	108″	2743	6	207	93.9	17.3	T36108GTB-BS	T36108GTEB-BS	T36108GTE-BS	T36108GTEM-BS
	120″	3048	6	211	95.7	17.3	T36120GTB-BS	T36120GTEB-BS	T36120GTE-BS	T36120GTEM-BS
	132″	3353	8	230	104.3	20.7	T36132GTB-BS	T36132GTEB-BS	T36132GTE-BS	T36132GTEM-BS
	144″	3658	8	241	109.3	20.7	T36144GTB-BS	T36144GTEB-BS	T36144GTE-BS	T36144GTEM-BS

▼ SPEC-MASTER® Marine tables feature a marine counter edge to prevent spillage.

100 Industrial Boulevard, Clayton, DE 19938-8903 U.S.A.
Phone: 800-441-8440 or 302-653-3000. Fax: 302-653-2065
http://www.eaglegrp.com

EAGLE GROUP
Profit from the Eagle Advantage®

Worktables with Stainless Steel Top, Backsplash & Stainless Steel Tubular Base (NSF)

see spec sheets EG10.47A EG10.47B EG10.47C EG10.47D

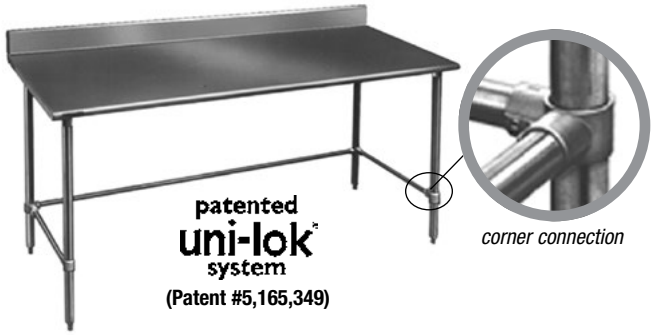

(Patent #5,165,349)

corner connection

FEATURES:

- 4½″ *(114mm)* backsplash at the rear of the table.
- Tubular base.
- 1⅝″ *(41mm)*-diameter legs and 1¼″ *(32mm)*-diameter crossbracing are heavy gauge stainless steel.
- Heavy gauge polished stainless steel top.
- SPEC-MASTER® Marine series worktables feature a marine counter edge on front and both ends.
- 35⅛″–36⅛″ *(892–918mm)* adjustable working height.

Note: All shipping weights and cubic feet are approximate.

NSF sprayed-on sound deadening available. To order, add suffix **"-SD"**. **Example: T2424STB-BS-SD.** Consult factory for pricing.

***NEW* Knockdown Welded Base** option available (only for worktables with stainless steel base). To order, add suffix "**-KDWB**". Example: T2460STEB-BS-**KDWB**. Consult factory for pricing.

For FLEX-MASTER® overshelf kits, see page 148.

For drawer kits, see page 155.



See page 130 for optional casters available.

	length		# of	weight		cu	BUDGET	DELUXE	*SPEC-MASTER®	* ▼ Marine
							16 ga. type 430 top	16 ga. 300 series top	14 ga. 300 series top	14 ga. 300 series top
	in.	mm	legs	lbs.	kg	ft	model #	model #	model #	model #
24″ width (610mm)	24″	610	4	44	20.0	3.5	T2424STB-BS	T2424STEB-BS	T2424STE-BS	T2424STEM-BS
	30″	762	4	51	23.1	3.8	T2430STB-BS	T2430STEB-BS	T2430STE-BS	T2430STEM-BS
	36″	914	4	53	24.0	4.4	T2436STB-BS	T2436STEB-BS	T2436STE-BS	T2436STEM-BS
	48″	1219	4	67	30.4	5.7	T2448STB-BS	T2448STEB-BS	T2448STE-BS	T2448STEM-BS
	60″	1524	4	79	35.8	7.1	T2460STB-BS	T2460STEB-BS	T2460STE-BS	T2460STEM-BS
	72″	1829	4	94	42.6	8.5	T2472STB-BS	T2472STEB-BS	T2472STE-BS	T2472STEM-BS
	84″	2134	4	132	59.9	11.2	T2484STB-BS	T2484STEB-BS	T2484STE-BS	T2484STEM-BS
	96″	2438	6	157	71.2	11.2	T2496STB-BS	T2496STEB-BS	T2496STE-BS	T2496STEM-BS
	108″	2743	6	171	77.6	14.0	T24108STB-BS	T24108STEB-BS	T24108STE-BS	T24108STEM-BS
	120″	3048	6	195	88.5	14.0	T24120STB-BS	T24120STEB-BS	T24120STE-BS	T24120STEM-BS
	132″	3353	8	214	97.1	16.8	T24132STB-BS	T24132STEB-BS	T24132STE-BS	T24132STEM-BS
	144″	3658	8	234	106.1	16.8	T24144STB-BS	T24144STEB-BS	T24144STE-BS	T24144STEM-BS
30″ width (762mm)	30″	762	4	55	25.0	3.8	T3030STB-BS	T3030STEB-BS	T3030STE-BS	T3030STEM-BS
	36″	914	4	62	28.1	4.4	T3036STB-BS	T3036STEB-BS	T3036STE-BS	T3036STEM-BS
	48″	1219	4	77	34.9	5.7	T3048STB-BS	T3048STEB-BS	T3048STE-BS	T3048STEM-BS
	60″	1524	4	87	39.5	7.1	T3060STB-BS	T3060STEB-BS	T3060STE-BS	T3060STEM-BS
	72″	1829	4	105	47.6	8.5	T3072STB-BS	T3072STEB-BS	T3072STE-BS	T3072STEM-BS
	84″	2134	4	132	59.9	11.2	T3084STB-BS	T3084STEB-BS	T3084STE-BS	T3084STEM-BS
	96″	2438	6	169	76.7	11.2	T3096STB-BS	T3096STEB-BS	T3096STE-BS	T3096STEM-BS
	108″	2743	6	176	79.6	14.0	T30108STB-BS	T30108STEB-BS	T30108STE-BS	T30108STEM-BS
	120″	3048	6	182	82.6	14.0	T30120STB-BS	T30120STEB-BS	T30120STE-BS	T30120STEM-BS
	132″	3353	8	225	102.1	16.8	T30132STB-BS	T30132STEB-BS	T30132STE-BS	T30132STEM-BS
	144″	3658	8	245	111.1	16.8	T30144STB-BS	T30144STEB-BS	T30144STE-BS	T30144STEM-BS
36″ width (914mm)	48″	1219	4	84	38.1	7.0	T3648STB-BS	T3648STEB-BS	T3648STE-BS	T3648STEM-BS
	60″	1524	4	99	44.9	8.8	T3660STB-BS	T3660STEB-BS	T3660STE-BS	T3660STEM-BS
	72″	1829	4	114	51.7	10.5	T3672STB-BS	T3672STEB-BS	T3672STE-BS	T3672STEM-BS
	84″	2134	4	183	83.0	12.2	T3684STB-BS	T3684STEB-BS	T3684STE-BS	T3684STEM-BS
	96″	2438	6	203	92.1	13.9	T3696STB-BS	T3696STEB-BS	T3696STE-BS	T3696STEM-BS
	108″	2743	6	207	93.9	17.3	T36108STB-BS	T36108STEB-BS	T36108STE-BS	T36108STEM-BS
	120″	3048	6	211	95.7	17.3	T36120STB-BS	T36120STEB-BS	T36120STE-BS	T36120STEM-BS
	132″	3353	8	234	106.1	20.7	T36132STB-BS	T36132STEB-BS	T36132STE-BS	T36132STEM-BS
	144″	3658	8	241	109.3	20.7	T36144STB-BS	T36144STEB-BS	T36144STE-BS	T36144STEM-BS

* SPEC-MASTER® and SPEC-MASTER® Marine tables feature all stainless steel construction.

▼ SPEC-MASTER® Marine tables feature a marine counter edge to prevent spillage.

Optional Casters (NSF)

see spec sheet **EG10.59**

Note: To determine set of casters applicable, see "# of legs" column in Worktables charts *(pages 118-129)*.

(•) MTS *(made to stock)* / ( ) MTO *(made to order)*

description	wt. cap. per caster lbs.	kg	model #
Zinc with Resilient Tread			
4″ *(102mm)* dia., set of four *(two swivel, two w/brake)*	115	52.2	**CA4-SB •**
4″ *(102mm)* dia., set of six *(three swivel, three w/brake)*	115	52.2	**CA6-SB**
4″ *(102mm)* dia., set of eight *(four swivel, four w/brake)*	115	52.2	**CA8-SB**
5″ *(127mm)* dia., set of four *(two swivel, two w/brake)*	200	90.7	**CAH4-SB •**
5″ *(127mm)* dia., set of six *(three swivel, three w/brake)*	200	90.7	**CAH6-SB**
5″ *(127mm)* dia., set of eight *(four swivel, four w/brake)*	200	90.7	**CAH8-SB**
Nickel with Poly Tread			
5″ *(127mm)* dia., set of four *(two swivel, two w/brake)*	250	113.4	**CAHP4-SB •**
5″ *(127mm)* dia., set of six *(three swivel, three w/brake)*	250	113.4	**CAHP6-SB**
5″ *(127mm)* dia., set of eight *(four swivel, four w/brake)*	250	113.4	**CAHP8-SB**
Polymer Cart Washable with Polymer Tread			
v5″ *(127mm)* dia., set of four *(two swivel, two w/brake)*	250	113.4	**CAHW4-SB**
5″ *(127mm)* dia., set of six *(three swivel, three w/brake)*	250	113.4	**CAHW6-SB**
5″ *(127mm)* dia., set of eight *(four swivel, four w/brake)*	250	113.4	**CAHW8-SB**



zinc casters



cart washable casters

Stainless Steel Caster Cradle®

see spec sheet **EG10.05**



PATENTED!
(patent #US 8,678,335 B2)

FEATURES:

- The only caster stabilizing device with a patented uniform circular design (patent #US 8,678,335 B2) that allows for approach from any angle.
- Conforms to NFPA 17A 5.6.4 requirements for stabilizing cooking equipment and correct placement under fire system nozzles.
- Units are secured to the floor where the casters are to be centered.

(•) MTS *(made to stock)* / ( ) MTO *(made to order)*

description	model #
quantity of 2 per package	**CC-S-2**
quantity of 10 per package	**CC-S-10**
quantity of 60 per package	**CC-S-60**

Go Green. Go ECO-Built™ by EAGLE.

The advantages may be invisible. But when you see the tag you'll know the product you purchase has been produced in the EAGLE plant, under the principles that drive the ECO-Built™ program.

For restaurants and other institutions concerned about meeting their own green standards, buying ECO-Built™ is simply the right thing to do.

Look for the ECO-Built™ tag on the bar code

100 Industrial Boulevard, Clayton, DE 19938-8903 U.S.A.
Phone: 800-441-8440 or 302-653-3000. Fax: 302-653-2065
http://www.eaglegrp.com

EAGLE GROUP
Profit from the Eagle Advantage®

Hardwood Worktables (NSF)

"BAKERS' TABLES"

see spec sheet **EG10.10**

FEATURES:

- 1¾″ *(44mm)* hardwood tops.
- With flat top or with 4″ *(102mm)* coved backsplash and end splashes.
- Shipped knocked down.

Note: All shipping weights and cubic feet are approximate.

For optional drawer assemblies, see page 154.

(•) MTS *(made to stock)* / ( ) MTO *(made to order)*



hardwood table with flat top and undershelf…



…with flat top and tubular base…



…with backsplash and undershelf…



…with backsplash and tubular base

Flat Top Hardwood Worktables…

36¼″ *(921mm)* overall height.

	length		cu	…with Adjustable Undershelf				…with Tubular Base			
	in.	mm	ft	weight lbs.	weight kg	galvanized legs & undershelf model #	stainless steel legs and undershelf model #	weight lbs.	weight kg	galvanized tubular base model #	stainless steel tubular base model #
24″ width *(610mm)*	48″	1219	5.3	94	42.6	**MT2448B**	**MT2448S**	92	41.7	**MT2448GT**	**MT2448ST**
	60″	1524	6.6	118	53.5	**MT2460B**	**MT2460S**	117	53.1	**MT2460GT**	**MT2460ST**
	72″	1829	8.0	141	64.0	**MT2472B**	**MT2472S**	138	62.6	**MT2472GT**	**MT2472ST**
	96″	2438	10.7	189	85.7	**MT2496B**	**MT2496S**	182	82.6	**MT2496GT**	**MT2496ST**
30″ width *(762mm)*	48″	1219	6.7	141	64.0	**MT3048B**	**MT3048S**	139	63.1	**MT3048GT**	**MT3048ST**
	60″	1524	8.3	147	66.7	**MT3060B**	**MT3060S**	145	65.8	**MT3060GT**	**MT3060ST**
	72″	1829	9.9	177	80.3	**MT3072B**	**MT3072S**	174	77.8	**MT3072GT**	**MT3072ST**
	96″	2438	13.2	235	106.6	**MT3096B**	**MT3096S**	230	104.3	**MT3096GT**	**MT3096ST**

Hardwood Worktables with Backsplash & End Splashes…

40¼″ *(1022mm)* overall height.

	length		cu	…with Adjustable Undershelf				…with Tubular Base			
	in.	mm	ft	weight lbs.	weight kg	galvanized legs & undershelf model #	stainless steel legs and undershelf model #	weight lbs.	weight kg	galvanized tubular base model #	stainless steel tubular base model #
30″ width *(762mm)*	48″	1219	7.0	110	49.9	**MT3048B-BS**	**MT3048S-BS**	119	54.0	**MT3048GT-BS**	**MT3048ST-BS**
	60″	1524	9.8	149	67.6	**MT3060B-BS**	**MT3060S-BS**	147	66.7	**MT3060GT-BS**	**MT3060ST-BS**
	72″	1829	11.7	180	81.6	**MT3072B-BS**	**MT3072S-BS**	177	80.3	**MT3072GT-BS**	**MT3072ST-BS**
	96″	2438	15.5	240	108.9	**MT3096B-BS**	**MT3096S-BS**	235	106.6	**MT3096GT-BS**	**MT3096ST-BS**

Optional Casters for Hardwood Worktables



zinc casters



cart washable casters

	Zinc with Resilient Tread			Nickel with Poly Tread			Polymer Cart Washable with Polymer Tread		
description	wt. cap. per caster lbs.	wt. cap. per caster kg	model #	wt. cap. per caster lbs.	wt. cap. per caster kg	model #	wt. cap. per caster lbs.	wt. cap. per caster kg	model #
4″ *(102mm)* dia., set of 4 *(2 swivel, 2 w/brake)*	115	52.2	**CA4-SB •**	–		n/a	–		n/a
4″ *(102mm)* dia., set of 6 *(3 swivel, 3 w/brake)*	115	52.2	**CA6-SB**	–		n/a	–		n/a
5″ *(127mm)* dia., set of 4 *(2 swivel, 2 w/brake)*	200	90.7	**CAH4-SB •**	250	113.4	**CAHP4-SB •**	250	113.4	**CAHW4-SB**
5″ *(127mm)* dia., set of 6 *(3 swivel, 3 w/brake)*	200	90.7	**CAH6-SB**	250	113.4	**CAHP6-SB**	250	113.4	**CAHW6-SB**

Knock Down Worktables with Cabinet Kit (NSF)

see spec sheet **EG10.36**



patented uni-lok system
(Patent #5,165,349)

Patented
Patent # 6,981,751

FEATURES:

- Type 430 stainless steel tabletop and side panels.
- Tabletop is 30″ *(762mm)* front-to-back, with 4½″ *(114mm)* high backsplash.
- Stainless steel side panels and front doors with open rear.
- Easy assembly via machine screws and threaded inserts.
- 34½″ *(876mm)* height.

	length		cubic	weight		…with Hinged Doors	…with Sliding Doors
	in.	mm	feet	lbs.	kg	model #	model #
30″ width *(914mm)*	36″	914	4.4	52	23.6	**T3036BA-BS-HGD**	**T3036BA-BS-SLD**
	48″	1219	5.4	66	29.9	**T3048BA-BS-HGD**	**T3048BA-BS-SLD**
	60″	1524	7.1	79	35.8	**T3060BA-BS-HGD**	**T3060BA-BS-SLD**

Filler Tables (NSF)

see spec sheet **EG10.51**



patented uni-lok system
(Patent #5,165,349)

FEATURES:

- Standard stainless steel flanged feet on 12″ and 15″ *(305 and 381mm)*-long tables, stainless steel bullet feet on 18″ *(457mm)*-long tables.
- 1½″ *(38mm)* upturn
- Stainless steel legs crossbraced front-to-back and side-to-side.

(•) MTS *(made to stock)* / ( ) MTO *(made to order)*

Note: Filler tables are not designed to stand alone or to hold heavy equipment loads. Application and safe installation are the responsibility of the end user.

	length		cubic	weight		**Deluxe** 16 gauge type 304 stainless steel top.	**SPEC-MASTER® *** 14 gauge type 304 stainless steel top.
	in.	mm	feet	lbs.	kg	model #	model #
24″ width *(610mm)*	12″	305	2.9	30	13.6	**UT2412STEB**	**UT2412STE**
	15″	381	2.9	34	15.4	**UT2415STEB**	**UT2415STE**
	18″	457	2.9	36	16.3	**UT2418STEB**	**UT2418STE**
30″ width *(762mm)*	12″	305	2.9	34	15.4	**UT3012STEB** •	**UT3012STE**
	15″	381	2.9	36	16.3	**UT3015STEB** •	**UT3015STE**
	18″	457	2.9	40	18.1	**UT3018STEB** •	**UT3018STE**
36″ width *(914mm)*	12″	305	3.5	37	16.8	**UT3612STEB**	**UT3612STE**
	15″	381	3.5	40	18.1	**UT3615STEB**	**UT3615STE**
	18″	457	3.5	45	20.4	**UT3618STEB**	**UT3618STE**

* Add 10% weight for SPEC-MASTER®.

Worktable Stabilizer Bars (pair)

see spec sheet **EG10.59**



model #
WTSA30

FEATURES:

- Fits standard 30″ and 36″ width worktables.
- Heavy 12 gauge steel angle and gussets.
- Valu-Master® epoxy coated.

Note: Cannot fit Griddle/Equipment Stands *(page 143)*.

100 Industrial Boulevard, Clayton, DE 19938-8903 U.S.A.
Phone: 800-441-8440 or 302-653-3000. Fax: 302-653-2065
http://www.eaglegrp.com

EAGLE GROUP
Profit from the Eagle Advantage®

SPEC-MASTER® Enclosed Worktables with Flat Top (NSF)

see spec sheet **EG10.30**



patented uni-lok® system
(Patent #5,165,349)

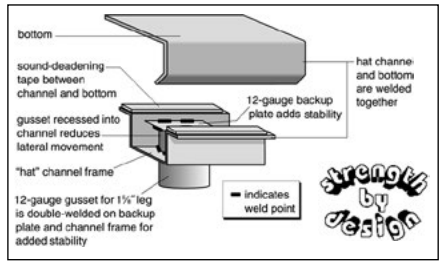

FEATURES:

- All-welded cabinet.
- Top mechanically polished to satin finish.
- Sound-deadened between top and frame.
- 1⅝″ *(42mm)* diameter type 304 stainless legs.
- 1″ *(25mm)* adjustable feet.
- 1½″ *(38mm)* sanitary rolled rim on front and back with square edge on ends for flush fit.
- 34½″ *(876mm)* overall height.

Note: Full length fixed center shelf available. To order full width, **add 20% to list price** and suffix **"-FCS"**.
To order two-thirds width, add **20% to list price** and suffix **"-CS"**. **Example: OB2436SE-CS**.

To order table with 4″ *(102mm)* casters, add suffix **"-CA"**. **Example: OB2436SE-CA.** Consult factory for pricing.

To order table with 5″ *(127mm)* casters, add suffix **"-CAH"**. **Example: OB2436SE-CAH.** Consult factory for pricing.

NSF sprayed-on sound deadening available. To order, add suffix **"-SD"**. **Example: OB2436SE-SD.** Consult factory for pricing.

For enhanced utility, add overshelves from page 150.

					with Open Front			with Sliding Doors*			with Hinged Doors*		
	length		# of	cu	weight			weight			weight		
	in.	mm	legs	ft	lbs.	kg	model #	lbs.	kg	model #	lbs.	kg	model #
24″ width *(610mm)*	36″	914	4	36	179	81.2	**OB2436SE**	186	84.4	**CB2436SE**	197	89.4	**CBH2436SE**
	48″	1219	4	49	238	108.0	**OB2448SE**	249	113.0	**CB2448SE**	263	119.3	**CBH2448SE**
	60″	1524	4	63	298	135.2	**OB2460SE**	311	141.1	**CB2460SE**	328	148.8	**CBH2460SE**
	72″	1829	4	72	357	161.9	**OB2472SE**	369	167.4	**CB2472SE**	394	178.7	**CBH2472SE**
	84″	2134	6	83	417	189.2	**OB2484SE**	435	197.3	**CB2484SE** **	459	208.2	**CBH2484SE** **
	96″	2438	6	95	476	215.9	**OB2496SE**	497	225.4	**CB2496SE** **	525	238.1	**CBH2496SE** **
	120″	3048	6	105	595	269.9	**OB24120SE**	621	281.7	**CB24120SE** **	656	297.6	**CBH24120SE** **
30″ width *(762mm)*	36″	914	4	36	186	84.4	**OB3036SE**	202	91.6	**CB3036SE**	207	93.9	**CBH3036SE**
	48″	1219	4	49	248	112.5	**OB3048SE**	270	122.5	**CB3048SE**	276	125.2	**CBH3048SE**
	60″	1524	4	63	309	140.2	**OB3060SE**	336	152.4	**CB3060SE**	344	156.0	**CBH3060SE**
	72″	1829	4	72	371	168.3	**OB3072SE**	404	183.3	**CB3072SE**	413	187.3	**CBH3072SE**
	84″	2134	6	83	431	195.5	**OB3084SE**	471	213.7	**CB3084SE** **	482	218.6	**CBH3084SE** **
	96″	2438	6	95	494	224.1	**OB3096SE**	539	244.5	**CB3096SE** **	551	249.9	**CBH3096SE** **
	120″	3048	6	105	616	279.4	**OB30120SE**	672	304.8	**CB30120SE** **	689	313.5	**CBH30120SE** **

* 20 gauge stainless steel doors. To order optional door locks, add suffix "**-L**". Consult factory for pricing; ** Tables 84″ *(2134mm)* and longer have two sets of doors.



ALSO AVAILABLE!

SPEC-MASTER® Marine Counter Edge Cabinets

To order, **add 20% to list price** and add **"M"** after **"SE"** in model number.
Example: CB2436SEM.

see spec sheet **EG10.33A**

SPEC-MASTER® Enclosed Worktables with Upturn (NSF)

see spec sheet **EG10.31**



patented uni-lok® system
(Patent #5,165,349)

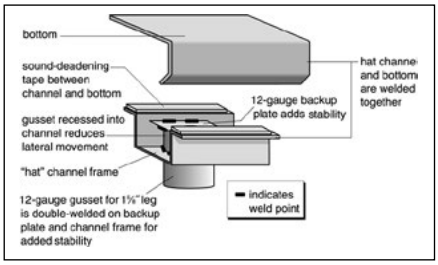

FEATURES:

- All-welded cabinet.
- Top mechanically polished to satin finish.
- Top is 14 gauge type 304 stainless steel reinforced with a full length "hat" channel support.
- Body is heavy gauge type 430 stainless steel.
- Sound-deadened between top and frame.
- 1⅝″ *(42mm)* diameter type 304 stainless legs.
- 1″ *(25mm)* adjustable feet.
- 1½″ *(38mm)* sanitary rolled rim on front, 1½″ *(38mm)* rear upturn, and square edge on ends for flush fit.
- 34½″ *(876mm)* working height, 36″ *(914mm)* overall height.

Note: Full length fixed center shelf available. To order full width, **add 20% to list price** and suffix **"-FCS"**.
To order two-thirds width, add **20% to list price** and suffix **"-CS"**. **Example: UOB2436SE-CS**.

To order table with 4″ *(102mm)* casters, add suffix **"-CA"**. **Example: UOB3036SE-CA.** Consult factory for pricing.

To order table with 5″ *(127mm)* casters, add suffix **"-CAH"**. **Example: UOB3036SE-CAH.** Consult factory for pricing.

NSF sprayed-on sound deadening available. To order, add suffix **"-SD"**. **Example: UOB3036SE-SD.** Consult factory for pricing.

For enhanced utility, add overshelves from page 150.

					with Open Front			with Sliding Doors*			with Hinged Doors*		
	length		# of	cu	weight			weight			weight		
	in.	mm	legs	ft	lbs.	kg	model #	lbs.	kg	model #	lbs.	kg	model #
24″ width *(610mm)*	36″	914	4	36	149	67.6	**UOB2436SE**	187	84.8	**UCB2436SE**	187	84.8	**UCBH2436SE**
	48″	1219	4	49	198	90.3	**UOB2448SE**	249	113.0	**UCB2448SE**	249	113.0	**UCBH2448SE**
	60″	1524	4	63	248	112.5	**UOB2460SE**	311	141.1	**UCB2460SE**	311	141.1	**UCBH2460SE**
	72″	1829	4	72	297	134.7	**UOB2472SE**	373	169.2	**UCB2472SE**	373	169.2	**UCBH2472SE**
	84″	2134	6	83	347	157.4	**UOB2484SE**	435	197.3	**UCB2484SE** **	435	197.3	**UCBH2484SE** **
	96″	2438	6	95	396	179.6	**UOB2496SE**	497	225.4	**UCB2496SE** **	497	225.4	**UCBH2496SE** **
	120″	3048	6	105	495	224.5	**UOB24120SE**	621	281.7	**UCB24120SE** **	621	281.7	**UCBH24120SE** **
30″ width *(762mm)*	36″	914	4	36	149	67.6	**UOB3036SE**	202	91.6	**UCB3036SE**	209	94.8	**UCBH3036SE**
	48″	1219	4	49	198	90.3	**UOB3048SE**	270	122.5	**UCB3048SE**	278	126.1	**UCBH3048SE**
	60″	1524	4	63	248	112.5	**UOB3060SE**	336	152.4	**UCB3060SE**	347	157.4	**UCBH3060SE**
	72″	1829	4	72	305	138.4	**UOB3072SE**	404	183.3	**UCB3072SE**	416	188.7	**UCBH3072SE**
	84″	2134	6	83	353	160.1	**UOB3084SE**	471	213.7	**UCB3084SE** **	486	220.5	**UCBH3084SE** **
	96″	2438	6	95	401	181.9	**UOB3096SE**	539	244.5	**UCB3096SE** **	555	251.8	**UCBH3096SE** **
	120″	3048	6	105	495	224.5	**UOB30120SE**	672	304.5	**UCB30120SE** **	693	314.4	**UCBH30120SE** **

* 20 gauge stainless steel doors. To order optional door locks, add suffix "**-L**". Consult factory for pricing; ** Tables 84″ *(2134mm)* and longer have two sets of doors.



ALSO AVAILABLE!

SPEC-MASTER® Marine Counter Edge Cabinets

To order, **add 20% to list price** and add **"M"** after **"SE"** in model number.
Example: UOB2436SEM.

see spec sheet **EG10.33B**

100 Industrial Boulevard, Clayton, DE 19938-8903 U.S.A.
Phone: 800-441-8440 or 302-653-3000. Fax: 302-653-2065
http://www.eaglegrp.com

EAGLE GROUP
Profit from the Eagle Advantage®

SPEC-MASTER® Enclosed Worktables with Backsplash (NSF)

see spec sheet **EG10.32**



patented uni-lok® system
(Patent #5,165,349)

FEATURES:

- All-welded cabinet.
- Top mechanically polished to satin finish.
- Top is 14 gauge type 304 stainless steel reinforced with a full length "hat" channel support.
- Body is heavy gauge type 430 stainless steel.
- Sound-deadened between top and frame.
- 1⅝″ *(42mm)* diameter type 304 stainless legs.
- 1″ *(25mm)* adjustable stainless steel feet.
- 1½″ (38mm) sanitary rolled rim on front, 4½″ *(114mm)* backsplash on rear, and square edge on ends for flush fit.
- 34½″ *(876mm)* working height, 39″ *(991mm)* overall height.

Note: Full length fixed center shelf available. To order full width, **add 20% to list price** and suffix **"-FCS"**.
To order two-thirds width, add **20% to list price** and suffix **"-CS"**. **Example: OB2436SE-BS-CS**.

Door lock also available. For enhanced utility, add overshelves from page 150.

To order table with 4″ *(102mm)* casters, add suffix **"-CA"**. **Example: OB3036SE-BS-CA.** Consult factory for pricing.

To order table with 5″ *(127mm)* casters, add suffix **"-CAH"**. **Example: OB3036SE-BS-CAH.** Consult factory for pricing.

NSF sprayed-on sound deadening available. To order, add suffix **"-SD"**. **Example: OB3036SE-BS-SD.** Consult factory for pricing.

					with Open Front			with Sliding Doors*			with Hinged Doors*		
	length		# of	cu	weight			weight			weight		
	in.	mm	legs	ft	lbs.	kg	model #	lbs.	kg	model #	lbs.	kg	model #
24″ width *(610mm)*	36″	914	4	36	183	83.0	**OB2436SE-BS**	190	86.2	**CB2436SE-BS**	201	91.2	**CBH2436SE-BS**
	48″	1219	4	49	242	109.8	**OB2448SE-BS**	253	114.8	**CB2448SE-BS**	267	121.1	**CBH2448SE-BS**
	60″	1524	4	63	302	137.0	**OB2460SE-BS**	315	142.9	**CB2460SE-BS**	332	150.6	**CBH2460SE-BS**
	72″	1829	4	72	361	163.8	**OB2472SE-BS**	373	169.2	**CB2472SE-BS**	398	180.5	**CBH2472SE-BS**
	84″	2134	6	83	421	191.0	**OB2484SE-BS**	439	199.1	**CB2484SE-BS** **	463	210.0	**CBH2484SE-BS** **
	96″	2438	6	95	480	217.7	**OB2496SE-BS**	501	227.3	**CB2496SE-BS** **	529	240.0	**CBH2496SE-BS** **
	120″	3048	6	105	599	271.7	**OB24120SE-BS**	625	283.5	**CB24120SE-BS** **	660	299.4	**CBH24120SE-BS** **
30″ width *(762mm)*	36″	914	4	36	190	86.2	**OB3036SE-BS**	202	91.6	**CB3036SE-BS**	207	93.9	**CBH3036SE-BS**
	48″	1219	4	49	252	114.3	**OB3048SE-BS**	274	124.3	**CB3048SE-BS**	280	127.0	**CBH3048SE-BS**
	60″	1524	4	63	308	139.7	**OB3060SE-BS**	340	154.2	**CB3060SE-BS**	348	157.9	**CBH3060SE-BS**
	72″	1829	4	72	375	170.1	**OB3072SE-BS**	408	185.1	**CB3072SE-BS**	417	189.2	**CBH3072SE-BS**
	84″	2134	6	83	431	195.5	**OB3084SE-BS**	475	215.5	**CB3084SE-BS** **	486	220.5	**CBH3084SE-BS** **
	96″	2438	6	95	498	225.9	**OB3096SE-BS**	543	246.3	**CB3096SE-BS** **	555	251.8	**CBH3096SE-BS** **
	120″	3048	6	105	620	281.2	**OB30120SE-BS**	676	306.6	**CB30120SE-BS** **	693	314.4	**CBH30120SE-BS** **

* 20 gauge stainless steel doors. To order optional door locks, add suffix "**-L**". Consult factory for pricing; ** Tables 84″ *(2134mm)* and longer have two sets of doors.



ALSO AVAILABLE!

SPEC-MASTER® Marine Counter Edge Cabinets

To order, **add 20% to list price** and add **"M"** after **"SE"** in model number.
Example: OB2436SEM-BS.

see spec sheet **EG10.33C**

SPEC-MASTER® Marine Beverage Counters (NSF)

see spec sheet **EG10.35**



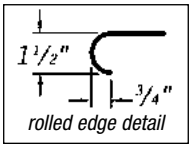

rolled edge detail

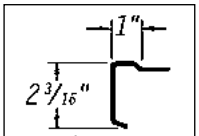

marine counter edge detail

patented uni-lok® system
(Patent #5,165,349)

FEATURES:

- All stainless steel construction.
- 1⅝″ *(41mm)* diameter legs with adjustable feet.
- 10″ *(254mm)* high backsplash.
- Set of three pairs of rack slides* with end caps.
- 24″ x 4½″ x 1¼″ *(610 x 114 x 32mm)* urn trough with 1½″ *(38mm)* drain & louvered grate.
- 10″ x 14″ x 9½″ *(254 x 356 x 241mm)* sink bowl with deck-mounted gooseneck faucet, single phase duplex receptacle (NEMA 5-20R) on opposite end of sink.
- Hinged doors**.
- 30″ *(762mm)* front-to-back.
- 34½″ *(876mm)* working height.
- 44½″ *(1130mm)* overall height.

* Units 96″ and longer have TWO sets of three pairs of rack slides.

** 48″-long units have one door. Units 60″- to 96″-long have a pair of doors. Units 120″ and longer have two pairs of doors.

length		…with Rolled Edges		…with Boxed Marine Edges	
in.	mm	SINK ON LEFT SIDE model #	SINK ON RIGHT SIDE model #	SINK ON LEFT SIDE model #	SINK ON RIGHT SIDE model #
48″	1219	**BEV3048SE-10BS/L**	**BEV3048SE-10BS/R**	**BEV3048SEM-10BS/L**	**BEV3048SEM-10BS/R**
60″	1524	**BEV3060SE-10BS/L**	**BEV3060SE-10BS/R**	**BEV3060SEM-10BS/L**	**BEV3060SEM-10BS/R**
72″	1829	**BEV3072SE-10BS/L**	**BEV3072SE-10BS/R**	**BEV3072SEM-10BS/L**	**BEV3072SEM-10BS/R**
84″	2134	**BEV3084SE-10BS/L**	**BEV3084SE-10BS/R**	**BEV3084SEM-10BS/L**	**BEV3084SEM-10BS/R**
96″	2439	**BEV3096SE-10BS/L**	**BEV3096SE-10BS/R**	**BEV3096SEM-10BS/L**	**BEV3096SEM-10BS/R**
120″	3048	**BEV30120SE-10BS/L**	**BEV30120SE-10BS/R**	**BEV30120SEM-10BS/L**	**BEV30120SEM-10BS/R**
144″	3658	**BEV30144SE-10BS/L**	**BEV30144SE-10BS/R**	**BEV30144SEM-10BS/L**	**BEV30144SEM-10BS/R**

SPEC-MASTER® Marine Prep Tables

see spec sheet **EG10.34**



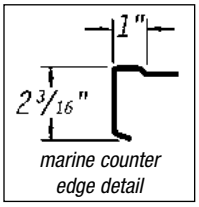

marine counter edge detail

patented uni-lok® system
(Patent #5,165,349)

	length		weight		
	in.	mm	lbs.	kg	model #
30″ width *(762mm)*	96″	2439	452	205.0	**SMPT3096**
	108″	2743	529	240.0	**SMPT30108**
	120″	3048	555	251.8	**SMPT30120**
	144″	3658	591	268.1	**SMPT30144**

FEATURES:

- All stainless steel construction.
- 14 gauge type 304 stainless steel top with marine counter edge.
- 1⅝″ *(41mm)* diameter legs.
- Gussets with uni-lok® design.
- Adjustable flanged feet.
- Welded base features heavy gauge stainless steel undershelf with 1½″ *(38mm)* rear upturn.
- Two 24″ x 18″ x 12″ *(610 x 457 x 305mm)* sink bowls, each with twist handle drain with overflow.
- 10″ *(254mm)* high backsplash with Z-clip wall-mounting bracket.
- ½″ *(13mm)* thick poly cutting board is 16″ x 24″ *(406 x 610mm).*
- NSF-approved drawer and poly cutting board with storage slides.
- 8″ *(203mm)* T & S faucet.

100 Industrial Boulevard, Clayton, DE 19938-8903 U.S.A.
Phone: 800-441-8440 or 302-653-3000. Fax: 302-653-2065
http://www.eaglegrp.com

EAGLE GROUP
Profit from the Eagle Advantage®

SPEC-MASTER® Plate Cabinets NSF

see spec sheet EG10.56



FEATURES:

- All-welded design.
- Center shelf.
- Body and center shelf are heavy gauge type 430 stainless steel.
- Top is 14 gauge type 304 stainless steel.
- 1½″ *(38mm)* sanitary rolled rim on front.
- Square edge on rear and ends for flush fit.

Note: SPEC-MASTER® Plate Cabinets are for stationary use only.

For use in modular design of chef's counters and cook lines.

	length		# of	…with Open Base			…with Hinged Doors*			…with Sliding Doors*		
				weight			weight			weight		
	in.	mm	legs	lbs.	kg	model #	lbs.	kg	model #	lbs.	kg	model #
15″ width *(381mm)*	48″	1219	4	185	83.9	PC1548SE-CS	204	92.5	PCH1548SE-CS	204	92.5	PCS1548SE-CS
	60″	1524	4	232	105.2	PC1560SE-CS	254	115.2	PCH1560SE-CS	254	115.2	PCS1560SE-CS
	72″	1829	4	278	126.1	PC1572SE-CS	305	138.4	PCH1572SE-CS	305	138.4	PCS1572SE-CS
	84″	2134	6	324	150.0	PC1584SE-CS	355	161.0	PCH1584SE-CS	355	161.0	PCS1584SE-CS
	96″	2438	6	371	168.3	PC1596SE-CS	406	184.2	PCH1596SE-CS	406	184.2	PCS1596SE-CS
	120″	3048	6	463	210.0	PC15120SE-CS	508	230.4	PCH15120SE-CS	508	230.4	PCS15120SE-CS
	144″	3658	6	557	252.7	PC15144SE-CS	610	276.7	PCH15144SE-CS	610	276.7	PCS15144SE-CS
18″ width *(457mm)*	48″	1219	4	190	86.2	PC1848SE-CS	206	93.4	PCH1848SE-CS	206	93.4	PCS1848SE-CS
	60″	1524	4	237	107.5	PC1860SE-CS	258	117.0	PCH1860SE-CS	258	117.0	PCS1860SE-CS
	72″	1829	4	284	128.8	PC1872SE-CS	309	140.2	PCH1872SE-CS	309	140.2	PCS1872SE-CS
	84″	2134	6	331	150.1	PC1884SE-CS	360	163.3	PCH1884SE-CS	360	163.3	PCS1884SE-CS
	96″	2438	6	378	171.5	PC1896SE-CS	412	186.9	PCH1896SE-CS	412	186.9	PCS1896SE-CS
	120″	3048	6	474	215.0	PC18120SE-CS	515	233.6	PCH18120SE-CS	515	233.6	PCS18120SE-CS
	144″	3658	6	568	257.7	PC18144SE-CS	618	280.3	PCH18144SE-CS	618	280.3	PCS18144SE-CS

* Doors are 20 gauge type 430 stainless steel. 48″- to 72″-long units have one pair of doors. 84″- to 144″-long units have two pairs of doors.

SPEC-MASTER® Prep Tables NSF

see spec sheet EG10.18



patented uni-lok system (Patent #5,165,349)

FEATURES:

- 14 gauge, type 304 all-stainless steel construction.
- 4½″ Backsplash.
- Deck mount faucet with 12″ *(305mm)* spout.
- 16″ x 20″ x 8″ *(406 x 508 x 203mm)* deep drawn sink.
- 20″ x 20″ x 5″ *(508 x 508 x 127mm)* drawer.
- Heavy gauge stainless steel adjustable undershelf.
- 18¼″ x 20¼″ *(464 x 527mm)* poly cutting board doubles as a sink cover.

	length		weight		cubic	w/Left-End Sink, Right-End Drawer	w/Right-End Sink, Left-End Drawer
	in.	mm	lbs.	kg	feet	model #	model #
30″ *(762mm)* width	72″	1829	150	68.0	19.2	PT 3072	PT 3072-R
	84″	2134	175	79.4	22.4	PT 3084	PT 3084-R
	96″	2438	212	96.2	25.5	PT 3096	PT 3096-R

Pizza Cut-n-Pack Tables (NSF)

see spec sheet **EG10.19**



FEATURES:

- All stainless steel base.
- Plastic laminated divider panel.
- Full base storage.
- Four *4˝(102mm)*-diameter swivel stem caster, *(two with brakes)*.
- Variety of colors and patterns to choose from *(standard is red)*.

Note: All shipping weights are approximate.

	length		weight		cubic	
	in.	mm	lbs.	kg	feet	model #
49¾˝ width *(1264mm)*	60˝	1524	318	144.3	93.2	**PIC60R** *
	72˝	1829	368	167.0	110.6	**PIC72R** **
	84˝	2134	432	196.0	128.0	**PIC84R** **

* 60˝ *(1524mm)* model utilizes four casters.
** 72˝ and 84˝ *(1829 and 2134mm)* units utilize four casters and two center support legs.

Optional Cash Drawer for Pizza Cut-n-Pack Tables

weight		cubic	
lbs.	kg	feet	model #
26	11.8	0.8	**CD-1**

Pizza Holding Tables (NSF)

see spec sheet **EG10.20**



FEATURES:

- Unit designed for field wiring.
- Stainless steel top, undershelf, and overshelves.
- 12-gauge galvanized angle framing.
- Two chrome-plated wire racks.
- Two U.L. listed infrared food warmers.
- Stainless steel undershelf is adjustable.
- 64½˝ *(1638mm)* total height.
- Electricity is single phase.

Note: All shipping weights and cubic feet are approximate.

	length		weight			cubic	
	in.	mm	lbs.	kg	electrical	feet	model #
21˝ width *(533mm)*	48˝	1219	135	61.2	120V, 5.62A, 675W	16.4	**PIH48-120**
	48˝	1219	135	61.2	208V, 3.25A, 675W	16.4	**PIH48-208**
	48˝	1219	135	61.2	240V, 2.82A, 675W	16.4	**PIH48-240**

Replacement Wire Rack for Pizza Holding Tables

	length		weight		cubic	
width	in.	mm	lbs.	kg	feet	model #
16˝ *(406mm)*	39˝	991	6	2.7	0.9	**WR-39**



100 Industrial Boulevard, Clayton, DE 19938-8903 U.S.A.
Phone: 800-441-8440 or 302-653-3000. Fax: 302-653-2065
http://www.eaglegrp.com

EAGLE GROUP
Profit from the Eagle Advantage®

Slicer Tables

see product announcement **EG10.55**



stationary model

patented uni-lok system (Patent #5,165,349)

600-lb. (272.2 kg) total weight capacity (evenly distributed static load)

FEATURES:

- 14 gauge type 304 stainless steel tabletop with box marine edge on all four sides.
- Stainless steel 5-pan slides accommodates 18″ x 26″ *(457 x 660mm)* pans, spaced 4½″ *(114mm)* apart, mounted to removable angle.
- Welded bottom solid shelf.
- Stainless steel legs.

width in.	width mm	length in.	length mm	height in.	height mm	weight lbs.	weight kg	STATIONARY model #	MOBILE * model #
31⅛″	791	27⅛″	689	34″	864	95	43.1	**T3030SEM-ST**	**T3030SEM-ST-CAH**

* Stainless steel legs with 5″ *(127mm)*-dia. heavy duty resilient swivel casters, two with brake.

Rice Cooker Tables

see spec sheet **EG10.58**





Accommodates most popular brand cookers including Panasonic, Sharp, Tiger, and Zojirushi!

FEATURES:

- 16 gauge type 430 stainless steel tabletop.
- Edges turned down at 90° on all four sides.
- Cutout for rice cooker.
- Heavy duty zinc-plated gussets.
- 1⅝″ *(41mm)* diameter galvanized or stainless steel legs.
- Adjustable high-impact plastic or stainless steel feet.
- Two adjustable 18 gauge galvanized or stainless steel undershelves.

	width in.	width mm	weight lbs.	weight kg	cubic feet	GALVANIZED * LEGS & UNDERSHELF model #	STAINLESS STEEL LEGS, FEET & UNDERSHELF model #
24″ length *(610mm)*	32″	813	53	24.0	4.2	**T3224RCB**	**T3224RCSB**
	34″	864	56	25.4	4.4	**T3424RCB**	**T3424RCSB**

* Comes with high-impact plastic feet.

Stainless Steel Lok-n-Fold™ Tables

see spec sheet **EG10.57**





with removable undershelf

FEATURES:

- 18 gauge type 430 stainless steel top.
- Folding legs constructed of heavy gauge painted mild steel.
- Locking dimples, a safety mechanism, ensure legs are locked in place.
- 30⅞″ *(784mm)* non-adjustable height.

	length in.	length mm	weight capacity lbs.	weight capacity kg	cu ft	WITH OPEN BASE weight lbs.	WITH OPEN BASE weight kg	WITH OPEN BASE model #	WITH REMOVABLE GALVANIZED UNDERSHELF weight lbs.	WITH REMOVABLE GALVANIZED UNDERSHELF weight kg	WITH REMOVABLE GALVANIZED UNDERSHELF model #	WITH REMOVABLE STAINLESS STEEL UNDERSHELF weight lbs.	WITH REMOVABLE STAINLESS STEEL UNDERSHELF weight kg	WITH REMOVABLE STAINLESS STEEL UNDERSHELF model #
24″ width *(610mm)*	48″	1219	360	163.3	6.0	44	20.0	**T2448F**	61	27.7	**T2448F-US**	61	27.7	**T2448F-USS**
	60″	1524	450	204.1	7.5	48	21.8	**T2460F**	65	29.5	**T2460F-US**	65	29.5	**T2460F-USS**
	72″	1829	540	244.9	8.9	52	23.6	**T2472F**	70	31.8	**T2472F-US**	70	31.8	**T2472F-USS**
30″ width *(762mm)*	48″	1219	450	204.1	7.4	46	20.9	**T3048F**	63	28.6	**T3048F-US**	63	28.6	**T3048F-USS**
	60″	1524	562	254.9	9.2	50	22.7	**T3060F**	69	31.3	**T3060F-US**	69	31.3	**T3060F-USS**
	72″	1829	675	306.2	11.0	56	25.4	**T3072F**	75	34.0	**T3072F-US**	75	34.0	**T3072F-USS**

adjusTable® Work Surface Systems (NSF)

see spec sheet **EG10.09**

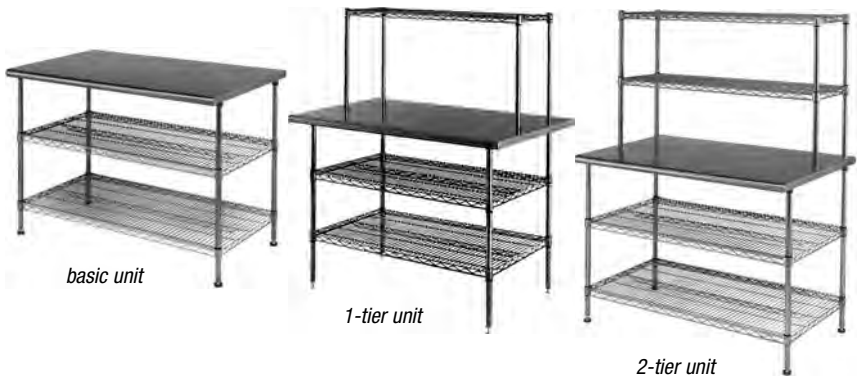

basic unit *1-tier unit* *2-tier unit*

adjusTable®

Additional wire undershelves, solid stainless steel undershelves, chrome wire overshelves, or solid stainless steel overshelves make the possibilities almost unlimited.

CUSTOM:

- Unit can be further expanded and customized by adding optional shelving accessories *(pages 51-59)*.
- Custom configurations available, including alternate finishes and solid shelving. Contact factory to configure your custom workstation.
- All units come with non-marring grey vinyl foot glides.
- Optional drawers available *(see pages 152-155)*.

Note: To order table with 5″ *(127mm)* resilient tread casters, add suffix **"-CAH"**. **Example: T3036EBW-1-CAH.**

To order table with 5″ *(127mm)* poly tread casters, add suffix **"-CAHP"**. **Example: T3036EBW-1-CAHP.**

For Post Clamps for 1-tier and 2-tier unit, see page 50.

For Keyboard Stations, see page 50.

Consult factory for pricing.

patented QuadTruss® design **(Patent #5,390,803)**

Patented QuadTruss® Design makes shelves up to 25% stronger and provides a retaining ledge for increased strength and product retention.

Basic Units — 33½″ *(851mm)* overall height.

	length		cu	weight		16/304	14/304
	in.	mm	ft	lbs.	kg	model #	model #
24″ width *(610mm)*	36″	914	4.5	65	29.5	**T2436EBW**	**T2436EW**
	48″	1219	5.7	81	36.7	**T2448EBW**	**T2448EW**
	60″	1524	7.1	99	44.9	**T2460EBW**	**T2460EW**
30″ width *(762mm)*	36″	914	4.5	75	34.0	**T3036EBW**	**T3036EW**
	48″	1219	5.7	94	42.6	**T3048EBW**	**T3048EW**
	60″	1524	7.1	115	52.2	**T3060EBW**	**T3060EW**

CONSISTS OF:

- Stainless steel table top/work surface with hat channel supports.
- Four 33″ *(838mm)* chrome posts.
- Two chrome wire undershelves.*

1-tier Units — 54½″ *(1384mm)* overall height.

	length		cu	weight		16/304	14/304
	in.	mm	ft	lbs.	kg	model #	model #
24″ width *(610mm)*	36″	914	4.5	73	33.1	**T2436EBW-1**	**T2436EW-1**
	48″	1219	5.7	91	41.3	**T2448EBW-1**	**T2448EW-1**
	60″	1524	7.1	113	51.3	**T2460EBW-1**	**T2460EW-1**
30″ width *(762mm)*	36″	914	4.5	83	37.6	**T3036EBW-1**	**T3036EW-1**
	48″	1219	5.7	104	47.2	**T3048EBW-1**	**T3048EW-1**
	60″	1524	7.1	129	58.5	**T3060EBW-1**	**T3060EW-1**

CONSISTS OF:

- Stainless steel table top/work surface with hat channel supports.
- Two 54″ *(1372mm)* rear chrome posts.
- Two 33″ *(838mm)* front chrome posts.
- Two 21″ *(533mm)* front chrome posts for overshelf.
- One 14″ *(356mm)* wide chrome wire overshelf.
- Two chrome wire undershelves.*

2-tier Units — 62½″ *(1588mm)* overall height.

	length		cu	weight		16/304	14/304
	in.	mm	ft	lbs.	kg	model #	model #
24″ width *(610mm)*	36″	914	4.5	81	36.7	**T2436EBW-2**	**T2436EW-2**
	48″	1219	5.7	101	45.8	**T2448EBW-2**	**T2448EW-2**
	60″	1524	7.1	127	57.6	**T2460EBW-2**	**T2460EW-2**
30″ width *(762mm)*	36″	914	4.5	91	41.3	**T3036EBW-2**	**T3036EW-2**
	48″	1219	5.7	114	51.7	**T3048EBW-2**	**T3048EW-2**
	60″	1524	7.1	143	64.9	**T3060EBW-2**	**T3060EW-2**

CONSISTS OF:

- Stainless steel table top/work surface with hat channel supports.
- Two 63″ *(1600mm)* rear chrome posts.
- Two 33″ *(838mm)* front chrome posts.
- Two 29″ *(737mm)* front chrome posts for overshelves.
- Two 14″ *(356mm)* wide chrome wire overshelves.
- Two chrome wire undershelves.*

* 18″ *(457mm)* wide undershelves used for 24″ *(610mm)* wide tables; 24″ *(610mm)* wide undershelves used for 30″ *(762mm)* wide tables.

100 Industrial Boulevard, Clayton, DE 19938-8903 U.S.A.
Phone: 800-441-8440 or 302-653-3000. Fax: 302-653-2065
http://www.eaglegrp.com

EAGLE GROUP
Profit from the Eagle Advantage®

Mixer Stands (NSF)

see spec sheet **EG10.26A**



FEATURES:
- Highly polished 16 gauge, 300 series stainless steel flat top.
- Adjustable undershelf or adjustable crossbracing.
- 24″ *(610mm)* working height.

WEIGHT CAPACITY:
- 600 lb. *(272.2 kg)* weight capacity of top.
- 150 lb. *(68.0 kg)* weight capacity of undershelf. - evenly distributed static load.

patented uni-lok system
(Patent #5,165,349)

(•) MTS *(made to stock)* / ( ) MTO *(made to order)*

						…with Undershelf		…with Tubular Base	
	length		weight		cubic	galvanized legs	stainless steel legs	galvanized legs	stainless steel legs
width	in.	mm	lbs.	kg	feet	model #	model #	model #	model #
24″ *(610mm)*	24″	610	42	19.1	3.5	**MS2424** •	**MS2424S**	**TMS2424**	**TMS2424S**
	24″	610	47	21.3	3.8	**MS3024** •	**MS3024S**	**TMS3024**	**TMS3024S**
30″ *(762mm)*	30″	762	56	25.4	3.8	**MS3030** •	**MS3030S**	**TMS3030**	**TMS3030S**
	36″	914	59	26.8	4.0	**MS3036** •	**MS3036S**	**TMS3036**	**TMS3036S**
36″ *(914mm)*	36″	914	68	30.9	4.2	**MS3636**	**MS3636S**	**TMS3636**	**TMS3636S**

Go Green. Go EAGLE.

Look for the tag on the bar code.

ECO Built

Optional Utensil Rack for Mixer Stands

- Stainless steel.
- 54″ *(1371mm)* height.

weight		cubic	
lbs.	kg	feet	model #
23	10.4	5.3	**UR-501**



mixer stand with undershelf and optional utensil rack

Optional Casters for Mixer Stands

description	wt. cap. per caster lbs.	kg	model #
4″ *(102mm)* dia., set of four *(two swivel, two w/brake)*	115	52.2	**CA4-SB** •
4″ *(102mm)* dia., set of six *(three swivel, three w/brake)*	115	52.2	**CA6-SB**
5″ *(127mm)* dia., set of four *(two swivel, two w/brake)*	200	90.7	**CAH4-SB** •
5″ *(127mm)* dia., set of six *(three swivel, three w/brake)*	200	90.7	**CAH6-SB**



caster



caster with brake

Stainless Steel Cleaner & Polish

weight		
oz.	kg	model #
15	0.4	**004026**



FEATURES:
- Cleans and polishes in one step.
- Does not streak or leave fingerprints.
- Leaves a protective invisible coating.

Mobile Mixer Stands

see spec sheet **EG10.26B**



patented uni-lok system
(Patent #5,165,349)

FEATURES:

- 34″ *(864mm)* working height.
- 14 gauge 300 series stainless steel top with no-drip marine counter edge.
- Stainless steel crossbracing on three sides.
- Four 4″ *(102mm)* casters *(two with brakes)*.
- Pan rack slide holds six 18″ x 26″ *(457 x 660mm)* pans.
- 400 lb. *(181.4 kg)* total weight capacity *(top and slides)* - evenly distributed static load.

(•) MTS *(made to stock)* / ( ) MTO *(made to order)*

	length		weight		cubic	galvanized	stainless steel
	in.	mm	lbs.	kg	feet	model #	model #
30″ width *(762mm)*	30″	762	150	68.0	3.8	**MMT3030G**	**MMT3030S** •
	36″	914	167	75.8	4.1	**MMT3036G**	**MMT3036S**

Mobile Equipment Stand

see spec sheet **EG10.26B**



patented uni-lok system
(Patent #5,165,349)

FEATURES:

- Top is 14 gauge 300 series stainless steel with no-drip marine counter edge.
- Stainless steel undershelf.
- Two 4″ *(102mm)* casters with brake.

(•) MTS *(made to stock)* / ( ) MTO *(made to order)*

	length		weight		cubic	
width	in.	mm	lbs.	kg	feet	model #
24″ *(610mm)*	30″	762	47	21.3	3.8	**MET2430S**

SPEC-MASTER® Demo Tables (NSF)

see spec sheet **EG10.17**



patented uni-lok system
(Patent #5,165,349)

FEATURES:

- For instructional/educational applications.
- Stainless steel construction.
- Tilting frame with acrylic mirror.

(•) MTS *(made to stock)* / ( ) MTO *(made to order)*

Demo Tables

- Tabletop with marine counter edge. Adjustable heavy gauge stainless steel undershelf.

table size width x length		mirror size width x length		weight		cubic	
in.	mm	in.	mm	lbs.	kg	feet	model #
36″ x 60″	914 x 1524	24¼″ x 49½″	616 x 1257	305	138.4	7.0	**DT3660SE**
36″ x 72″	914 x 1829	24¼″ x 61½″	616 x 1562	327	148.3	10.0	**DT3672SE**



Ceiling Mounted Demo Mirrors

- Specify post length when ordering.

mirror size width x length*		weight		cubic	
in.	mm	lbs.	kg	feet	model #
24¼″ x 49½″	616 x 1257	125	56.7	3.6	**CMM49**
24¼″ x 61½″	616 x 1562	160	72.6	4.5	**CMM61**

* Excludes posts.

100 Industrial Boulevard, Clayton, DE 19938-8903 U.S.A.
Phone: 800-441-8440 or 302-653-3000. Fax: 302-653-2065
http://www.eaglegrp.com

EAGLE GROUP
Profit from the Eagle Advantage®

Griddle / Equipment Stands (NSF)

see spec sheet EG10.27



griddle/equipment stand with optional hardwood cutting board

patented uni-lok® system
(Patent #5,165,349)



adjustable undershelf welded gusset

FEATURES:

- Highly polished 16 gauge, type 300 stainless steel flat top.
- 1¼″ *(32mm)* upturn on sides and rear.
- Units 72″ *(1829mm)* and longer have six legs.

Note: All shipping weights are approximate.

Units designed for light and medium duty cooking equipment only. Heavy equipment usage should be reviewed with factory.

Griddle/Equipment Stands cannot accept optional Worktable Stabilizer Bars *(page 132)*.

(•) MTS *(made to stock)* / ( ) MTO *(made to order)*

	tabletop length in.	tabletop length mm	# of legs	weight lbs.	weight kg	cu ft	weight cap. with bullet feet lbs.	weight cap. with bullet feet kg	weight cap. with optional casters lbs.	weight cap. with optional casters kg	galvanized legs and undershelf model #	stainless steel legs and undershelf model #
24³⁄₁₆″ width *(614mm)*	24⅜″	619	4	44	20.0	3.5	1000	453.6	600	272.2	**T2424GS •**	**T2424SGS**
	36⅜″	924	4	53	24.0	4.4	1000	453.6	600	272.2	**T2436GS**	**T2436SGS**
	48⅜″	1229	4	67	30.4	5.7	1000	453.6	600	272.2	**T2448GS**	**T2448SGS**
	60⅜″	1534	4	79	35.8	7.1	1000	453.6	600	272.2	**T2460GS**	**T2460SGS**
	72⅜″	1838	6	82	37.2	8.5	1500	680.4	800	362.9	**T2472GS**	**T2472SGS**
	84⅜″	2143	6	132	59.9	9.6	1500	680.4	800	362.9	**T2484GS**	**T2484SGS**
	96⅜″	2448	6	157	71.2	11.2	1500	680.4	800	362.9	**T2496GS**	**T2496SGS**
30³⁄₁₆″ width *(767mm)*	24⅜″	619	4	54	24.5	4.3	1000	453.6	600	272.2	**T3024GS •**	**T3024SGS**
	36⅜″	924	4	65	29.5	5.6	1000	453.6	600	272.2	**T3036GS •**	**T3036SGS •**
	48⅜″	1229	4	77	34.9	5.7	1000	453.6	600	272.2	**T3048GS •**	**T3048SGS •**
	60⅜″	1534	4	87	39.5	6.9	1000	453.6	600	272.2	**T3060GS •**	**T3060SGS •**
	72⅜″	1838	6	105	47.6	8.5	1500	680.4	800	362.9	**T3072GS •**	**T3072SGS •**
	84⅜″	2143	6	132	59.9	11.2	1500	680.4	800	362.9	**T3084GS**	**T3084SGS**
	96⅜″	2448	6	169	76.7	13.4	1500	680.4	800	362.9	**T3096GS**	**T3096SGS**

Optional Hardwood Cutting Board for Griddle/Equipment Stands (NSF)

- 1¼″ *(32mm)* thick.
- 1″ *(25mm)* diameter stainless steel tubular supports integrally welded to adjustable stainless steel sleeve assembly.

	length in.	length mm	weight lbs.	weight kg	cubic feet	model #
8″ width *(203mm)*	24″	610	12	5.4	0.6	**313970**
	36″	914	16	7.3	0.9	**307105 •**
	48″	1219	21	9.5	1.4	**307106 •**
	60″	1524	26	11.8	1.8	**307107**
	72″	1829	31	14.1	2.1	**307108**
	84″	2134	39	17.6	2.5	**307109**
	96″	2438	46	20.9	2.9	**307110**

Optional Plate Shelf for Griddle/Equipment Stands

- Heavy gauge stainless steel.
- Adjustable height.
- Must be ordered in conjunction with hardwood cutting board.

	length in.	length mm	weight lbs.	weight kg	cubic feet	model #
8″ width *(203mm)*	24″	610	5	2.3	1.2	**APS2**
	36″	914	8	3.6	1.4	**APS3**
	48″	1219	11	5.0	1.6	**APS4**
	60″	1524	15	6.8	1.9	**APS5**
	72″	1829	19	8.6	2.2	**APS6**
	84″	2134	30	13.6	2.5	**APS7**
	96″	2438	35	15.9	2.8	**APS8**

Optional Zinc Swivel Casters (NSF)

- 5″ (127mm)-diameter wheel.
- 200 lb. (90.7 kg) weight capacity per wheel.
- Resilient tread.

description	model #
Set of four *(two with brake)*	**CAH4-SB •**
Set of six *(three with brake)*	**CAH6-SB**



zinc casters

All Poly Top Tables

Cutting Tables (NSF)

see spec sheet **EG10.16**





Richlite® heat-resistant brown tabletops available. Resists up to 360°F. To order, add suffix **"-RL"** to model number (**example:** CT2436S-**RL)** and call factory for pricing.

FEATURES:

- ½″ *(13mm)* thick poly top pieces.
- 1⅝″ *(41mm)* type 304 stainless steel legs welded to tabletop frame.
- Adjustable stainless steel crossbracing.
- Adjustable metal feet.
- Units shipped assembled and crated.

Note: All-welded construction available. To order, add suffix **"-AW"**. **Example:** CT2436S-**AW**.

Undershelf available. Fits over adjustable crossbracing. To order, **add 15% to list price** and suffix **"-US"**. **Example:** CT2436S-**US.**

To order table with 4″ *(76mm)* resilient-tread casters, add suffix **"-CA"**. **Example:** CT2484S-**CA.**

To order table with 5″ *(127mm)* resilient-tread casters, add suffix **"-CAH"**. **Example:** CT2484S-**CAH.**

Consult factory for pricing.

	length		…with Flat Top weight		cu		…with 4½″ *(114mm)* Removable Backsplash weight		cu	
	in.	mm	lbs.	kg	ft	model #	lbs.	kg	ft	model #
24″ *(610mm)* width	36″	914	110	49.9	20.9	**CT2436S**	110	49.9	23.2	**CT2436S-BS**
	48″	1219	120	54.4	27.4	**CT2448S**	120	54.4	30.5	**CT2448S-BS**
	60″	1524	150	68.0	34.0	**CT2460S**	150	68.0	37.8	**CT2460S-BS**
	72″	1829	176	79.8	40.6	**CT2472S**	180	81.6	45.1	**CT2472S-BS**
	84″	2134	196	88.9	47.2	**CT2484S**	198	89.8	52.4	**CT2484S-BS**
	96″	2438	215	97.5	53.8	**CT2496S**	217	98.4	59.7	**CT2496S-BS**
	108″	2743	225	102.1	60.4	**CT24108S**	230	104.3	67.0	**CT24108S-BS**
	120″	3048	243	110.2	67.0	**CT24120S**	250	113.4	74.3	**CT24120S-BS**
30″ *(762mm)* width	36″	914	115	52.2	25.7	**CT3036S**	118	53.5	28.7	**CT3036S-BS**
	48″	1219	130	59.0	33.8	**CT3048S**	135	61.2	37.5	**CT3048S-BS**
	60″	1524	157	71.2	41.9	**CT3060S**	160	72.6	46.5	**CT3060S-BS**
	72″	1829	178	80.3	50.0	**CT3072S**	181	82.1	55.5	**CT3072S-BS**
	84″	2134	198	89.8	58.1	**CT3084S**	205	93.0	64.5	**CT3084S-BS**
	96″	2438	220	99.8	66.2	**CT3096S**	228	103.4	73.5	**CT3096S-BS**
	108″	2743	230	104.3	74.4	**CT30108S**	235	106.6	82.5	**CT30108S-BS**
	120″	3048	255	115.7	82.5	**CT30120S**	260	117.9	91.5	**CT30120S-BS**

Optional Drawer Support Angles for Cutting Tables and Chopping Tables

fits tables	model #
24″ w/flat top	**609542**
24″ w/backsplash	**609541**
30″ w/flat top	**609540**
30″ w/backsplash	**609539**

Chopping Tables (NSF)

see spec sheet **EG10.11**



To order table with 4″ *(76mm)* resilient-tread casters, add suffix **"-CA"**. **Example:** CHT2424S-**CA.**

To order table with 5″ *(127mm)* resilient-tread casters, add suffix **"-CAH"**. **Example:** CHT2436S-**CAH.**

Consult factory for pricing.

	length		weight		cubic	
	in.	mm	lbs.	kg	feet	model #
24″ width *(610mm)*	24″	610	110	49.9	14.3	**CHT2424S**
	30″	762	118	53.5	17.6	**CHT2430S**
	36″	914	126	57.2	20.9	**CHT2436S**
	48″	1219	142	64.4	27.5	**CHT2448S**
30″ width *(762mm)*	30″	762	126	57.2	21.6	**CHT3030S**
	36″	914	134	60.8	25.7	**CHT3036S**
	48″	1219	150	68.0	33.8	**CHT3048S**

FEATURES:

- Two layers of ½″ *(13mm)* thick removable poly top, 1″ *(25mm)* total thickness.
- Adjustable stainless steel crossbracing.
- 1⅝″ *(41mm)* type 304 stainless steel legs welded to tabletop frame.
- Adjustable metal feet.
- Units shipped assembled and crated.

Note: All-welded construction available. To order, add suffix **"-AW". Example:** CHT2436S-**AW**.

Undershelf available. Fits over adjustable crossbracing. To order, **add 15% to list price** and suffix **"-US"**. **Example:** CHT2436S-**US.**

Richlite® heat-resistant brown tabletops available.Resists up to 360°F. To order, add suffix **"-RL"** to model number **(example:** CHT2436S-**RL)**.

Consult factory for pricing.

100 Industrial Boulevard, Clayton, DE 19938-8903 U.S.A.
Phone: 800-441-8440 or 302-653-3000. Fax: 302-653-2065
http://www.eaglegrp.com

EAGLE GROUP
Profit from the Eagle Advantage®

Trimming Tables (NSF)

see spec sheet **EG10.15**



FEATURES:

- 4″ high *(102mm)* type 304 stainless steel removable backsplash.
- 12″ *(152mm)* removable type 304 stainless steel deck.
- ½″ *(13mm)* thick removable poly top.
- 1⅝″ *(41mm)* diameter 16 gauge type 304 stainless steel legs welded to tabletop frame.
- Adjustable 16 gauge type 304 stainless steel crossbracing.
- Adjustable metal feet.
- 4″ or 5″ *(102 or 127mm)* diameter casters. Tables 84″ *(2134mm)* and longer require a set of six casters.
- Units shipped assembled and crated.

Optional Drawer Supports for Trimming Tables

fits tables	model #
30″ w/backsplash	**609539**
36″ w/backsplash	**609543**

	length in.	length mm	weight lbs.	weight kg	# of bds per table	cubic feet	model #
30″ width *(762mm)*	36″	914	120	54.4	1	28.5	**TB3036S**
	48″	1219	142	64.4	2	37.5	**TB3048S**
	60″	1524	164	74.4	2	46.5	**TB3060S**
	72″	1829	188	85.3	2	55.5	**TB3072S**
	84″	2134	210	95.3	3	64.5	**TB3084S**
	96″	2438	232	105.2	3	73.5	**TB3096S**
	108″	2743	254	115.2	4	82.5	**TB30108S**
	120″	3048	266	120.7	4	91.5	**TB30120S**
36″ width *(914mm)*	36″	914	126	57.2	1	33.8	**TB3636S**
	48″	1219	148	67.1	2	44.5	**TB3648S**
	60″	1524	170	77.1	2	55.2	**TB3660S**
	72″	1829	192	87.1	2	65.9	**TB3672S**
	84″	2134	214	97.1	3	76.6	**TB3684S**
	96″	2438	236	107.0	3	87.3	**TB3696S**
	108″	2743	258	117.0	4	98.0	**TB36108S**
	120″	3048	280	127.0	4	108.7	**TB36120S**

Note: All-welded construction available. To order, add suffix **"-AW". Example:** TB3036S-**AW**.

Undershelf available. Fits over adjustable crossbracing. To order, **add 15% to list price** and suffix **"-US"**. **Example:** TB3036S-**US.**

Richlite® heat-resistant brown tabletops available. Resists up to 360°F. To order, add suffix **"-RL"**. **Example:** TB3036S-**RL**.

To order table with 4″ *(76mm)* resilient-tread casters, add suffix **"-CA"**. **Example:** TB3036S-**CA.**

To order table with 5″ *(127mm)* resilient-tread casters, add suffix **"-CAH"**. **Example:** TB3036S-**CAH.**

Consult factory for pricing.

Boat Racks for Poly Top Tables

see spec sheet **EG10.22**



table mounted boat rack

patented QuadTruss® design (Patent #5,390,803)



wall mounted boat rack



ceiling mounted boat rack

FEATURES:

- Used in conjunction with poly top tables.
- Table mounted attaches easily to poly top tables of the same length.
- Chrome* or stainless** wire shelves and posts.
- 26″ *(660mm)* rods.

Note: All shipping weights and cubic feet are approximate.

On Table-Mounted Racks, 48″-72″ lengths include two posts, one 3-sided truss frame, and one shelf. 84″-96″ lengths include four posts, two 3-sided truss frames, and two shelves.

On Wall-Mounted Racks, 48″-72″ lengths include two posts, four shelf brackets, and two shelves. 84″-96″ lengths include three posts, six shelf brackets, and four shelves.

On Ceiling-Mounted Racks, 48″-72″ lengths include four posts and two shelves. 84″-96″ lengths include six posts and four shelves.

	length in.	length mm	cu ft	Table Mounted weight lbs.	Table Mounted weight kg	Table Mounted chrome* model #	Table Mounted stainless** model #	Wall Mounted weight lbs.	Wall Mounted weight kg	Wall Mounted chrome* model #	Wall Mounted stainless** model #	Ceiling Mounted weight lbs.	Ceiling Mounted weight kg	Ceiling Mounted chrome* model #	Ceiling Mounted stainless** model #
14″ *(356mm)* **width**	48″	1219	2.6	45	20.4	**BRT4**	**BRT4-S**	40	18.1	**BRW4**	**BRW4-S**	40	18.1	**BRC4**	**BRC4-S**
	60″	1524	3.3	55	24.9	**BRT5**	**BRT5-S**	50	22.7	**BRW5**	**BRW5-S**	50	22.7	**BRC5**	**BRC5-S**
	72″	1829	4.0	65	29.5	**BRT6**	**BRT6-S**	60	27.2	**BRW6**	**BRW6-S**	60	27.2	**BRC6**	**BRC6-S**
	84″	2134	4.6	75	34.0	**BRT7**	**BRT7-S**	78	35.4	**BRW7**	**BRW7-S**	78	35.4	**BRC7**	**BRC7-S**
	96″	2438	5.3	85	38.6	**BRT8**	**BRT8-S**	80	36.3	**BRW8**	**BRW8-S**	80	36.3	**BRC8**	**BRC8-S**

* Chrome used in dry areas. Clean with mild soap and water.

**Stainless steel should be used in meat prep areas where degreasers are used.

Poly Top Boning Tables (NSF)

see spec sheet **EG10.07**



To order table with 4″ *(76mm)* resilient-tread casters, add suffix **"-CA"**. **Example:** BT2484S**-CA.**

To order table with 5″ *(127mm)* resilient-tread casters, add suffix **"-CAH"**. **Example:** BT2448S**-CAH.**

Consult factory for pricing.

FEATURES:

- 4″ *(102mm)* removable backsplash.
- 6″ *(152mm)* removable stainless steel deck.
- ½″ *(13mm)* thick removable poly top.
- 1⅝″ *(41mm)* diameter 16 gauge stainless steel legs welded to tabletop frame.
- Adjustable 16 gauge stainless steel crossbracing.
- Adjustable metal feet.
- 4″ or 5″ *(102 or 127mm)* diameter casters. Tables 84″ *(2134mm)* and longer require a set of six casters.
- Units shipped assembled and crated.

Note: All-welded construction available. To order, add suffix **"-AW". Example:** BT2436S**-AW**.

Undershelf available. Fits over adjustable crossbracing. To order, **add 15% to list price** and suffix **"-US"**. **Example:** BT2436S**-US.**

Richlite® heat-resistant brown tabletops available.Resists up to 360°F. To order, add suffix **"-RL"**. **Example:** BT2436S**-RL**.

Consult factory for pricing.

	length		weight		# of bds	cubic	
	in.	mm	lbs.	kg	per table	feet	model #
24″ width *(610mm)*	36″	914	110	49.9	1	23.2	**BT2436S**
	48″	1219	132	59.9	2	30.5	**BT2448S**
	60″	1524	135	61.2	2	37.8	**BT2460S**
	72″	1829	160	72.6	2	45.1	**BT2472S**
	84″	2134	180	81.6	3	52.4	**BT2484S**
	96″	2438	215	97.5	3	59.7	**BT2496S**
	108″	2743	225	102.1	4	67.0	**BT24108S**
	120″	3048	245	111.1	4	74.3	**BT24120S**
30″ width *(762mm)*	36″	914	115	52.2	1	28.7	**BT3036S**
	48″	1219	138	62.6	2	37.5	**BT3048S**
	60″	1524	140	63.5	2	46.5	**BT3060S**
	72″	1829	165	74.8	2	55.5	**BT3072S**
	84″	2134	185	83.9	3	64.5	**BT3084S**
	96″	2438	220	99.8	3	73.5	**BT3096S**
	108″	2743	230	104.3	4	82.5	**BT30108S**
	120″	3048	250	113.4	4	91.5	**BT30120S**
36″ width *(914mm)*	36″	914	120	54.4	1	33.8	**BT3636S**
	48″	1219	143	64.9	2	44.5	**BT3648S**
	60″	1524	145	65.8	2	55.2	**BT3660S**
	72″	1829	170	77.1	2	65.9	**BT3672S**
	84″	2134	190	86.2	3	76.6	**BT3684S**
	96″	2438	225	102.1	3	87.3	**BT3696S**
	108″	2743	235	106.6	4	98.0	**BT36108S**
	120″	3048	255	115.7	4	108.7	**BT36120S**

Optional Drawer Supports for Boning Tables

fits tables	model #
24″ w/flat top	**609542**
24″ w/backsplash	**609541**
30″ w/flat top	**609540**
30″ w/backsplash	**609539**
36″ w/flat top	**609544**
36″ w/backsplash	**609543**

Mobile Prep Table

see spec sheet **EG10.23**



PATENTED!
(patent #8,733,253)

tabletop width x length*		weight		
in.	mm	lbs.	kg	model #
30″ x 42″	762 x 1067	229	103.8	**MPT3042**

* Dimensions do not include cutting board holder and knife rack.

FEATURES:

- Removable poly cutting board mounts onto 14/304 stainless steel raised prep area with slanted sides for drainage.
- Positive drainage to full-length trough.
- 16/304 stainless steel adjustable undershelf with marine edge.
- 22-gallon removable waste tank.
- Three-bay cutting board holder at left end.
- Removable knife rack at right end.
- Two stainless steel perforated half-size pans.
- 5″ *(127mm)*-diameter poly swivel casters.

100 Industrial Boulevard, Clayton, DE 19938-8903 U.S.A.
Phone: 800-441-8440 or 302-653-3000. Fax: 302-653-2065
http://www.eaglegrp.com

EAGLE GROUP
Profit from the Eagle Advantage®



Features:

- Any table can be customized with overshelves of the same length.
- System can easily be changed or expanded as needed.
- Tables are caster-capable for workstation mobility.
- Overshelves' height adjustable in 1″ *(25mm)* increments for flexible and accurate placement.
- 10″ and 12″ *(254 and 305mm)* shelf widths can be intermixed on same posts.
- Split sleeves.
- Tapered collar for easy assembly.
- Overshelves shipped knocked-down.
- All shipping weights and cubic feet are approximate.

FLEX-MASTER® Overshelf System NSF

Continued on page 148

Overshelves

see spec sheet **EG10.08**

FEATURES:

- 14 gauge 300 series shelves available upon request.
- Priced per shelf.

	length in.	length mm	weight lbs.	weight kg	cubic feet	16/430 model #	16/300 model #
10″ width *(254mm)*	30″	762	10.1	4.6	0.5	**411030**	**421030**
	36″	915	12.1	5.5	0.6	**411036**	**421036**
	48″	1219	13.1	6.0	0.8	**411048**	**421048**
	60″	1524	15.2	6.9	1.0	**411060**	**421060**
	72″	1829	17.2	7.8	1.2	**411072**	**421072**
	84″	2133	19.3	8.8	1.5	**411084**	**421084**
	96″	2438	21.3	9.7	1.7	**411096**	**421096**
	108″	2743	23.4	10.6	1.9	**411010**	**421010**
	120″	3048	25.4	11.5	2.1	**411012**	**421012**
	132″	3353	27.4	12.5	2.3	**411013**	**421013**
	144″	3658	29.4	13.4	2.5	**411014**	**421014**
12″ width *(305mm)*	30″	762	11.1	5.1	0.6	**411230**	**421230**
	36″	915	12.3	5.6	0.8	**411236**	**421236**
	48″	1219	14.8	6.7	1.0	**411248** •	**421248**
	60″	1524	17.2	7.8	1.3	**411260** •	**421260** •
	72″	1829	19.7	9.1	1.5	**411272** •	**421272** •
	84″	2133	22.1	10.0	1.8	**411284**	**421284**
	96″	2438	24.6	11.2	2.0	**411296**	**421296**
	108″	2743	27.0	12.3	2.3	**411210**	**421210**
	120″	3048	29.5	13.4	2.5	**411212**	**421212**
	132″	3353	31.5	14.3	2.7	**411213**	**421213**
	144″	3658	33.5	15.2	2.9	**411214**	**421214**

(•) MTS *(made to stock)* / ( ) MTO *(made to order)*

Note: 15″ and 18″ *(381 and 457mm)* wide shelves available. To order, replace "12" in model number with a **"15"** or **"18"** indicating desired shelf width *(example: 411584)*. For 15″ *(381mm)* wide shelves, **add 15% to list price** of 12″ *(305mm)* wide models. For 18″ *(457mm)* wide shelves, **add 30% to list price** of 12″ *(305mm)* shelves.

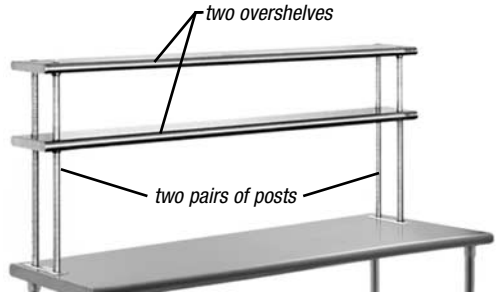

Posts

see spec sheet **EG10.08**

height in.	height mm	weight lbs.	weight kg	cubic feet	chrome model #	stainless steel model #
18″	457	1.7	0.8	0.1	**418202** •	**418002** •
30″	762	2.4	1.1	0.2	**430202** •	**430002** •
48″	1219	5.6	2.5	0.2	**448202** •	**448002** •

ORDERING:

- Sold in pairs.
- Each pair includes mounting plate.
- Order two pairs of posts for 30″ to 72″ *(762 to 1829mm)* shelves; three pairs for 84″ to 120″ *(2134 to 3048mm)* shelves; four pairs for 132″ and 144″ *(3353 and 3658mm)* shelves.

(•) MTS *(made to stock)* / ( ) MTO *(made to order)*

Utility Racks

see spec sheet **EG10.08**



FEATURES:
- Chrome plated.

(•) MTS *(made to stock)* / ( ) MTO *(made to order)*

for overshelf length in.	for overshelf length mm	weight lbs.	weight kg	cubic feet	model #
30″	762	1.7	0.8	0.2	**PRT30-C**
36″	915	1.9	0.9	0.2	**PRT36-C**
48″	1219	2.1	1.0	0.2	**PRT48-C**
60″	1524	2.5	1.1	0.3	**PRT60-C**
72″	1829	2.9	1.3	0.4	**PRT72-C** •
84″	2133	4.1	1.9	0.4	**PRT84-C***
96″	2438	4.9	2.2	0.4	**PRT96-C***
108″	2743	5.6	2.5	0.5	**PRT108-C***
120″	3048	6.2	2.8	0.5	**PRT120-C***
132″	3353	6.9	3.1	0.6	**PRT132-C****
144″	3658	7.6	3.5	0.6	**PRT144-C****

* Utility racks 84″ to 120″ (2133 to 3048mm) come in two pieces.
**132″ and 144″ (3353 and 3658mm) racks come in three pieces.

Mounting Plate

see spec sheet **EG10.08**



model #
311915 •

FEATURES:
- Aluminum.
- Designed to accommodate both 10″ and 12″ *(254 and 305mm)* wide shelves.

(•) MTS *(made to stock)* / ( ) MTO *(made to order)*

Pot Hooks

see spec sheet **EG10.08**

For use with utility racks.

description	weight lbs.	weight kg	cubic feet	model #
stainless double-prong pot hook	0.2	0.1	0.1	**300696** •
6″ (176mm)-long chrome hook	0.1	0.1	0.1	**379769**



#379769



#300696

FEATURES:
- Stainless steel double-prong with 2¼″ *(57mm)* prongs, or 6″ *(176mm)*-long chrome.
- Slips over utility racks.

(•) MTS *(made to stock)* / ( ) MTO *(made to order)*

FLEX-MASTER® Kits for All Stainless Steel Worktables NSF

see spec sheet **EG10.08**

Kit A

Kit for table length	to add kit to table* add suffix
fits 36″ *(914mm)* long worktables	**-FM-PL**
fits 48″ *(1219mm)* long worktables	**-FM-PL**
fits 60″ *(1524mm)* long worktables	**-FM-PL**
fits 72″ *(1829mm)* long worktables	**-FM-PL**

* **Note:** Kits for "Budget" worktables include 16 gauge type 430 shelves and stainless steel posts.

KIT A INCLUDES:
- Two 12″ *(305mm)* wide 16 gauge type 304 shelves.
- Two 30″ *(762mm)* stainless steel front posts.
- Two 48″ *(1219mm)* stainless steel rear posts.
- Two utility racks.

To order, add suffix **"-FM-PL"** to model number.
Example: T3060SE-FM-PL.

(•) MTS *(made to stock)* / ( ) MTO *(made to order)*

Tabletops are predrilled for rear mounting of posts and shelves.

Kit B

Kit for table length	to add kit to table* add suffix
fits 36″ *(914mm)* long worktables	**-FM**
fits 48″ *(1219mm)* long worktables	**-FM**
fits 60″ *(1524mm)* long worktables	**-FM**
fits 72″ *(1829mm)* long worktables	**-FM**

* **Note:** Kits for "Budget" worktables include 16 gauge type 430 shelves and stainless steel posts.

KIT B INCLUDES:
- Two 12″ *(305mm)* wide 16 gauge type 304 shelves.
- Four 30″ *(762mm)* stainless steel posts.

To order, add suffix **"-FM"** to model number.
Example: T3060SE-FM.

100 Industrial Boulevard, Clayton, DE 19938-8903 U.S.A.
Phone: 800-441-8440 or 302-653-3000. Fax: 302-653-2065
http://www.eaglegrp.com

EAGLE GROUP
Profit from the Eagle Advantage®

Wall Cabinets (NSF)

see spec sheet **EG02.07**



wall cabinet with hinged doors

FEATURES:

- Heavy gauge stainless steel.
- Back is recessed with full-length concealed mounting plate for easy installation.
- Fixed center shelf.
- Hinged doors provided with lift-off pin hinges.
- 15″ *(381mm)* width. 28″ *(711mm)* overall height.

			Open Front			Hinged Doors			Sliding Doors		
length		cu	weight			weight			weight		
in.	mm	ft	lbs.	kg	model #	lbs.	kg	model #	lbs.	kg	model #
24″	610	13.5	117	53.1	**WCO-24**	136	61.7	**WCH-24**	136	61.7	**WCS-24**
30″	762	17.3	129	58.5	**WCO-30**	154	69.9	**WCH-30**	154	69.9	**WCS-30**
36″	914	18.0	141	64.0	**WCO-36**	172	78.0	**WCH-36**	172	78.0	**WCS-36**
42″	1067	18.2	–		–	191	86.6	**WCH-42**	191	86.6	**WCS-42**
48″	1219	18.3	165	74.8	**WCO-48**	208	94.3	**WCH-48**	208	94.3	**WCS-48**
54″	1372	25.4	–		–	226	102.5	**WCH-54**	226	102.5	**WCS-54**
60″	1524	22.6	189	85.7	**WCO-60**	244	110.7	**WCH-60**	244	110.7	**WCS-60**
66″	1676	30.6	–		–	256	115.1	**WCH-66**	256	115.1	–
72″	1829	26.8	213	96.6	**WCO-72**	262	118.8	**WCH-72**	262	118.8	**WCS-72**
84″	2134	38.5	225	102.1	**WCO-84**	281	127.5	**WCH-84** *	281	127.5	**WCS-84** *
90″	2286	41.7	–		–	298	135.3	**WCH-90** *	298	135.3	**WCS-90** *
96″	2438	35.2	249	112.9	**WCO-96**	316	143.3	**WCH-96** *	316	143.3	**WCS-96** *
120″	3048	55.8	–		–	359	162.9	–	359	162.9	**WCS-120** *

* Features two pairs of doors.

Spice Bins

see spec sheet **EG10.59**



FEATURES:

- Designed for either overshelf or wall shelf applications.
- 22 gauge stainless steel with fully coved deep-drawn construction, complete with label holders.
- Removable bin must be allowed 7¾″ *(197mm)* space and slides on stainless steel angle supports secured to underside of shelf.

Note: Shipping weight and cubic feet are approximate.

width x length x height		weight		cubic	
in.	mm	lbs.	kg	feet	model #
6½″ x 5½″ x 6″	165 x 140 x 152	1.5	0.7	0.1	**SB-1**

Utensil Bars

see spec sheet **EG10.52**



utensil bar

FEATURES:

- For stainless steel worktables *(pages 118-129)*.
- Fits onto legs under tabletop, running front-to-back.
- Constructed of heavy gauge stainless steel.
- 2″ x ¼″ *(51 x 7mm)* bar with two stainless steel gussets.
- Can add on to existing table.
- Complete with six pot hooks.

fits table width		weight		cu	
in.	mm	lbs.	kg	ft	model #
24″	610	5	2.3	0.03	**UB-24**
30″, 36″	762, 914	6	2.7	0.04	**UB-30**

Overshelves, Non-Adjustable (NSF)

see spec sheet **EG10.28**



single deck overshelf



double deck overshelf

FEATURES:

- Mounted on four stainless steel, 1″ *(25mm)* diameter tubular base legs.
- Special width shelves available.

Note: Recommended that overshelves be ordered when ordering tables. Specify choice of centered or rear-mounted on table. Otherwise, table must be field-drilled for mounting overshelves.

Optional heat lamp brackets available. Standard 12″ *(305mm)* shorter than overshelf. To order, add suffix **"-HLB"** to model number **(example: OS1236-16/4-HLB)**. Two pairs required for lengths 84″ *(2133mm)* and over. For cantilever option, see page 364. Consult factory for pricing.

Single Deck Overshelves, Non-Adjustable - Shipped knocked-down.

	length		# of	weight		cu	16 gauge, type 430	16 gauge, type 304	14 gauge, type 304
	in.	mm	legs	lbs.	kg	ft	model #	model #	model #
10″ width *(254mm)*	36″	915	4	15	6.8	0.9	**OS1036-16/4**	**OS1036-16/3**	**OS1036-14/3**
	48″	1219	4	19	8.6	1.3	**OS1048-16/4**	**OS1048-16/3**	**OS1048-14/3**
	60″	1524	4	24	10.9	1.6	**OS1060-16/4**	**OS1060-16/3**	**OS1060-14/3**
	72″	1829	4	29	13.2	1.9	**OS1072-16/4**	**OS1072-16/3**	**OS1072-14/3**
	84″	2133	6	34	15.4	2.2	**OS1084-16/4**	**OS1084-16/3**	**OS1084-14/3**
	96″	2438	6	37	16.8	2.5	**OS1096-16/4**	**OS1096-16/3**	**OS1096-14/3**
	108″	2743	6	38	17.2	2.8	**OS10108-16/4**	**OS10108-16/3**	**OS10108-14/3**
	120″	3048	6	39	17.6	3.1	**OS10120-16/4**	**OS10120-16/3**	**OS10120-14/3**
	132″	3353	8	42	19.1	3.7	**OS10132-16/4**	**OS10132-16/3**	**OS10132-14/3**
	144″	3658	8	46	20.9	4.2	**OS10144-16/4**	**OS10144-16/3**	**OS10144-14/3**
12″ width *(305mm)*	36″	915	4	16	7.3	0.9	**OS1236-16/4**	**OS1236-16/3**	**OS1236-14/3**
	48″	1219	4	20	9.0	1.3	**OS1248-16/4**	**OS1248-16/3**	**OS1248-14/3**
	60″	1524	4	25	11.3	1.6	**OS1260-16/4**	**OS1260-16/3**	**OS1260-14/3**
	72″	1829	4	30	13.6	1.9	**OS1272-16/4**	**OS1272-16/3**	**OS1272-14/3**
	84″	2133	6	35	15.9	2.2	**OS1284-16/4**	**OS1284-16/3**	**OS1284-14/3**
	96″	2438	6	38	17.2	2.5	**OS1296-16/4**	**OS1296-16/3**	**OS1296-14/3**
	108″	2743	6	39	17.6	2.5	**OS12108-16/4**	**OS12108-16/3**	**OS12108-14/3**
	120″	3048	6	40	18.1	3.1	**OS12120-16/4**	**OS12120-16/3**	**OS12120-14/3**
	132″	3353	8	43	19.5	3.7	**OS12132-16/4**	**OS12132-16/3**	**OS12132-14/3**
	144″	3658	8	47	21.3	4.2	**OS12144-16/4**	**OS12144-16/3**	**OS12144-14/3**

Double Deck Overshelves, Non-Adjustable - All welded construction, shipped assembled.

	length		# of	weight		cu	16 gauge, type 430	16 gauge, type 304	14 gauge, type 304
	in.	mm	legs	lbs.	kg	ft	model #	model #	model #
10″ width *(254mm)*	36″	915	4	31	14.1	8.6	**DOS1036-16/4**	**DOS1036-16/3**	**DOS1036-14/3**
	48″	1219	4	39	17.6	11.4	**DOS1048-16/4**	**DOS1048-16/3**	**DOS1048-14/3**
	60″	1524	4	48	21.8	14.2	**DOS1060-16/4**	**DOS1060-16/3**	**DOS1060-14/3**
	72″	1829	4	59	26.8	17.0	**DOS1072-16/4**	**DOS1072-16/3**	**DOS1072-14/3**
	84″	2134	6	69	31.3	19.8	**DOS1084-16/4**	**DOS1084-16/3**	**DOS1084-14/3**
	96″	2438	6	75	34.0	22.6	**DOS1096-16/4**	**DOS1096-16/3**	**DOS1096-14/3**
	108″	2743	6	77	34.9	25.4	**DOS10108-16/4**	**DOS10108-16/3**	**DOS10108-14/3**
	120″	3048	6	79	35.8	28.2	**DOS10120-16/4**	**DOS10120-16/3**	**DOS10120-14/3**
	132″	3353	8	85	38.6	35.8	**DOS10132-16/4**	**DOS10132-16/3**	**DOS10132-14/3**
	144″	3658	8	92	41.7	41.8	**DOS10144-16/4**	**DOS10144-16/3**	**DOS10144-14/3**
12″ width *(305mm)*	36″	915	4	32	14.5	8.6	**DOS1236-16/4**	**DOS1236-16/3**	**DOS1236-14/3**
	48″	1219	4	40	18.1	11.4	**DOS1248-16/4**	**DOS1248-16/3**	**DOS1248-14/3**
	60″	1524	4	48	21.8	14.2	**DOS1260-16/4**	**DOS1260-16/3**	**DOS1260-14/3**
	72″	1829	4	60	27.2	17.0	**DOS1272-16/4**	**DOS1272-16/3**	**DOS1272-14/3**
	84″	2134	6	70	31.8	19.8	**DOS1284-16/4**	**DOS1284-16/3**	**DOS1284-14/3**
	96″	2438	6	76	34.5	22.6	**DOS1296-16/4**	**DOS1296-16/3**	**DOS1296-14/3**
	108″	2743	6	78	35.4	25.4	**DOS12108-16/4**	**DOS12108-16/3**	**DOS12108-14/3**
	120″	3048	6	80	36.3	28.3	**DOS12120-16/4**	**DOS12120-16/3**	**DOS12120-14/3**
	132″	3353	8	87	39.5	35.9	**DOS12132-16/4**	**DOS12132-16/3**	**DOS12132-14/3**
	144″	3658	8	95	43.1	42.0	**DOS12144-16/4**	**DOS12144-16/3**	**DOS12144-14/3**

100 Industrial Boulevard, Clayton, DE 19938-8903 U.S.A.
Phone: 800-441-8440 or 302-653-3000. Fax: 302-653-2065
http://www.eaglegrp.com

EAGLE GROUP
Profit from the Eagle Advantage®

Extra Undershelves

see spec sheet EG10.59



For tables with uni-lok® hat channel frame.

FEATURES:

- For tables with uni-lok® hat channel frame.
- Designed for storage of shorter, smaller items under worktable where only one undershelf might not suffice.
- Available in galvanized or stainless steel.

Note: When ordering an extra or replacement undershelf, please order per the size of your tabletop. Please note the "for table size" column in chart.

	for table size * length		weight		cu	galvanized (adjustable)	stainless steel (adjustable)	
	in.	mm	lbs.	kg	ft	model #	model #	model #
24″ width (610mm)	24″	610	15	6.6	1.6	2424GADJUS	2424SADJUS-18/4	2424SADJUS-18/3
	30″	762	18	8.2	1.9	2430GADJUS	2430SADJUS-18/4	2430SADJUS-18/3
	36″	915	21	9.6	2.3	2436GADJUS	2436SADJUS-18/4	2436SADJUS-18/3
	48″	1219	27	12.2	3.0	2448GADJUS	2448SADJUS-18/4	2448SADJUS-18/3
	60″	1524	33	15.0	3.7	2460GADJUS	2460SADJUS-18/4	2460SADJUS-18/3
	72″	1829	39	17.6	4.5	2472GADJUS	2472SADJUS-18/4	2472SADJUS-18/3
	84″	2134	45	20.4	5.2	2484GADJUS	2484SADJUS-18/4	2484SADJUS-18/3
	96″	2438	51	23.1	5.9	2496GADJUS	2496SADJUS-18/4	2496SADJUS-18/3
	108″	2743	57	25.9	6.6	24108GADJUS	24108SADJUS-18/4	24108SADJUS-18/3
	120″	3048	63	28.6	7.3	24120GADJUS	24120SADJUS-18/4	24120SADJUS-18/3
	132″	3353	69	31.3	8.1	24132GADJUS	24132SADJUS-18/4	24132SADJUS-18/3
	144″	3658	75	34.0	8.8	24144GADJUS	24144SADJUS-18/4	24144SADJUS-18/3
30″ width (762mm)	24″	610	17	7.5	1.9	3024GADJUS	3024SADJUS-18/4	3024SADJUS-18/3
	30″	762	21	9.5	2.4	3030GADJUS	3030SADJUS-18/4	3030SADJUS-18/3
	36″	915	24	10.7	2.8	3036GADJUS	3036SADJUS-18/4	3036SADJUS-18/3
	48″	1219	30	13.6	3.7	3048GADJUS	3048SADJUS-18/4	3048SADJUS-18/3
	60″	1524	36	16.3	4.6	3060GADJUS	3060SADJUS-18/4	3060SADJUS-18/3
	72″	1829	42	19.1	5.5	3072GADJUS	3072SADJUS-18/4	3072SADJUS-18/3
	84″	2134	48	21.8	6.4	3084GADJUS	3084SADJUS-18/4	3084SADJUS-18/3
	96″	2438	54	24.5	7.3	3096GADJUS	3096SADJUS-18/4	3096SADJUS-18/3
	108″	2743	60	27.2	8.2	30108GADJUS	30108SADJUS-18/4	30108SADJUS-18/3
	120″	3048	66	29.9	9.0	30120GADJUS	30120SADJUS-18/4	30120SADJUS-18/3
	132″	3353	72	32.7	9.9	30132GADJUS	30132SADJUS-18/4	30132SADJUS-18/3
	144″	3658	78	35.4	10.8	30144GADJUS	30144SADJUS-18/4	30144SADJUS-18/3

* Undershelves for 30″ *(762mm)* wide tables listed above also fit 36″ *(915mm)* wide tables.

Table Mounted Microwave Shelves NSF

see spec sheet EG10.25



FEATURES:

- 16 gauge type 304 stainless steel.
- 24″ x 24″ *(610 x 610mm)* microwave area.
- 16⅝″ *(422mm)* clearance above tabletop.
- Six stainless steel posts.

						Left Side	Right Side	Center			
	length		weight		cu			weight		cu	
	in.	mm	lbs.	kg	ft	model #	model #	lbs.	kg	ft	model #
12″ width (305mm)	60″	1524	30	13.6	1.9	MOS1260L	MOS1260R	32	14.5	2.1	MOS1260C
	72″	1829	35	15.9	2.4	MOS1272L	MOS1272R	38	17.2	2.6	MOS1272C
	84″	2133	40	18.1	3.0	MOS1284L	MOS1284R	43	19.5	3.2	MOS1284C
	96″	2438	45	20.4	3.4	MOS1296L	MOS1296R	48	21.8	3.7	MOS1296C

Drawers

- For stainless steel and hardwood tables.
- Type 430 stainless steel.

Note: To specify drawer assemblies for hardwood tables *(page 131)*, you must order model #605500 mounting kit *(at no additional charge)* along with drawer selected.

To specify drawer assemblies for custom equipment *(fabricated through SpecFAB®)* which requires angle frame construction, you must order model #605499 *(at no additional charge)* mounting kit along with drawer selected.

Drawer Capacity Per Table

Drawers can be centered, left or right.
Holes are predrilled for 20″ x 20″ *(508 x 508mm)* drawers only.

table length in.	table length mm	15″ x 20″ (381 x 508mm) drawer capacity per table	20″ x 20″ (508 x 508mm) drawer capacity per table
24″	610	0	0
30″	762	1 centered	0
36″	914	1 centered	1 centered
48″	1219	1 centered; or 1 left & 1 right	1 centered
60″	1524	1 centered; or 1 left & 1 right	1 centered; or 1 left & 1 right
72″	1829	3 *(1 centered, 1 left, 1 right)*	1 centered; or 1 left & 1 right
84″	2134	4	1 centered; or 1 left & 1 right
96″	2438	4 *(2 left, 2 right)*	2 *(1 left, 1 right)*
108″	2743	4 *(2 left, 2 right)*	4 *(2 left, 2 right)*
120″	3048	4 *(2 left, 2 right)*	4 *(2 left, 2 right)*
132″	3353	6 *(2 between each set of legs)*	3 *(1 between each set of legs)*
144″	3658	6 *(2 between each set of legs)*	3 *(1 between each set of legs)*

Drawers with Polymer Slides

see spec sheet **EG10.13A**

Weight Capacity up to 20 lbs.



Note: For use on standard worktables only, not for equipment using angle frame construction.

No locks are available for these drawers.

FEATURES:

- ½″ *(13mm)* thick polycarbonate grooved friction slides.
- To specify drawer assemblies for tabletops with box marine edge, you must order one of the following based on the table width, along with drawer selected:
  - #611383 for 24″-wide tables
  - #611384 for 30″-wide tables
  - For tables 36″ and wider, consult factory.

(•) MTS *(made to stock)* / ( ) MTO *(made to order)*

width x length x height in.	width x length x height mm	cu ft	For ALL 24″ STANDARD tables: weight lbs.	weight kg	model #	For ALL 30″ & 36″ STANDARD tables: weight lbs.	weight kg	model #	For 36″ tables with FRAMING specified AT 30⅛″ CENTER LINES: weight lbs.	weight kg	model #
20″ x 15″ x 5″	508 x 381 x 127	1.4	11	5.0	**502976*** •	11	5.0	**503007*** •	11	5.0	**503011***
20″ x 20″ x 5″	508 x 508 x 127	1.4	12	5.4	**502975**** •	12	5.4	**503006** •	15	6.8	**503010**

* Tables must be field drilled for mounting; ** #502975 will protrude past tabletop width.

Drawers with Pull Flange

see spec sheet **EG10.13A**

FEATURES:

- Includes full-extension zinc-plated steel slides with rubber stops.

Note: No locks are available for these drawers.

(•) MTS *(made to stock)* / ( ) MTO *(made to order)*



width x length x height in.	width x length x height mm	weight lbs.	weight kg	cubic feet	model #
20″ x 15″ x 5″	508 x 381 x 127	19	8.6	1.4	**502941*** •
20″ x 20″ x 5″	508 x 508 x 127	20	9.0	1.4	**500772** •

* Tables must be field drilled for mounting.

100 Industrial Boulevard, Clayton, DE 19938-8903 U.S.A.
Phone: 800-441-8440 or 302-653-3000. Fax: 302-653-2065
http://www.eaglegrp.com

EAGLE GROUP
Profit from the Eagle Advantage®

Drawers with Pull Flange & Full Front

see spec sheet **EG10.13A**



FEATURES:

- Includes full-extension zinc-plated steel slides with rubber stops.
- Hemmed safety pull handle.

Note: No locks are available for these drawers.

(•) MTS *(made to stock)* / ( ) MTO *(made to order)*

width x length x height in.	width x length x height mm	weight lbs.	weight kg	cubic feet	model #
20˝ x 15˝ x 5˝	508 x 381 x 127	25	11.3	3.0	**502942*** •
20˝ x 20˝ x 5˝	508 x 508 x 127	27	12.3	3.0	**501571** •

* Tables must be field drilled for mounting.

Tier Drawers - Regular

see spec sheet **EG10.13B**



tier drawer



tier drawer with legs

FEATURES:

- Heavy gauge type 430 stainless steel cabinet with three roller-track drawers.
- With or without legs.
- Guides.
- Full-extension zinc-plated steel slides.
- Stainless steel drawer.
- Hemmed safety pull handle on each drawer.

Note: All shipping weights and cubic feet are approximate.

(•) MTS *(made to stock)* / ( ) MTO *(made to order)*

width x length x height inches	width x length x height mm	description	weight lbs.	weight kg	cubic feet	model #
22½˝ x 24˝ x 22˝	572 x 610 x 559	3 drawers, nylon feet	75	34.0	9.8	**TD3** •
22½˝ x 24˝ x 34½˝	572 x 610 x 876	3 drawers, with legs	78	35.4	9.8	**TD3L**

NSF-Approved Tier Drawers

see spec sheet **EG10.13B**

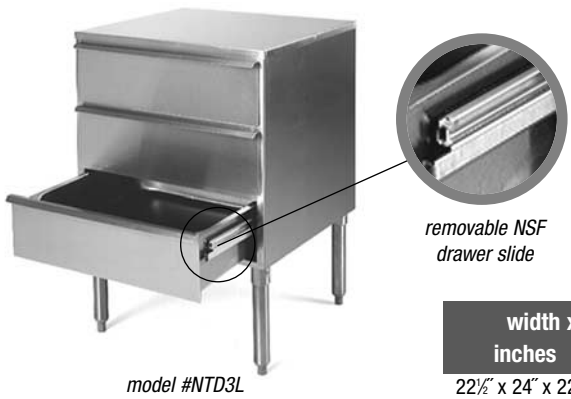

removable NSF drawer slide

model #NTD3L with NSF-certified drawer

FEATURES:

- Utilizes totally removable drawer slides certified by the National Sanitation Foundation.
- Otherwise, design and features are the same as tier drawers mentioned above.
- Hemmed safety pull handle on each drawer.

Notes: These drawers can be integrated into a table. **Model #NTD3I.**

Optional Pan Replacement available. **Model #608120**.

Consult factory for pricing.

width x length x height inches	width x length x height mm	description	weight lbs.	weight kg	cubic feet	model #
22½˝ x 24˝ x 22˝	572 x 610 x 559	3 drawers, nylon feet	75	34.0	9.8	**NTD3**
22½˝ x 24˝ x 34½˝	572 x 610 x 876	3 drawers, with legs	78	35.4	9.8	**NTD3L**

Drawer Assemblies

see spec sheet **EG10.13B**



enclosed drawer assembly



SPEC-MASTER® heavy duty drawer assembly

For Stainless Steel and Hardwood Tables!

FEATURES:

- Removable drawer pan.

Note: All shipping weights and cubic feet are approximate.

Lock available. To order, add suffix **"-L"**. **Example: 502972-L.** Consult factory for pricing.

To determine number of drawers per table, see chart on page 152.

(•) MTS *(made to stock)* / ( ) MTO *(made to order)*

width x length x height (drawer pan only)		cu	Enclosed Assemblies (NSF) — Type 430 stainless steel, front with hemmed safety pull handle, and full-extension stainless steel slides.				SPEC-MASTER® Heavy Duty Assemblies (NSF) — Type 304 stainless steel, insulated front and self-closing drawer slides that fully extend from housing. ***THESE ASSEMBLIES ARE STACKABLE!!***			
in.	mm	ft	weight lbs.	weight kg	model #	OPTIONAL PAN REPLACEMENT model #	weight lbs.	weight kg	model #	OPTIONAL PAN REPLACEMENT model #
20˝ x 15˝ x 5˝	508 x 381 x 127	3.0	35	15.9	**502943*** •	**608115**	40	18.1	**502972*** •	**608117**
20˝ x 20˝ x 5˝	508 x 508 x 127	3.0	35	15.9	**501572** •	**608116**	40	18.1	**502971** •	**606826**

* Tables must be field drilled for mounting.

Drawer Assemblies With NSF-Approved Slides (NSF)

see spec sheet **EG10.13B**



removable NSF drawer slide



#502946 or 502947 drawer assembly

FEATURES:

- Type 430 stainless steel.
- Utilizes a totally removable drawer slide, making it easy to clean for complete sanitation.
- Requires no tools.
- All-stainless steel housing, frame, drawer front complete with full-length front pull flange, and removable drawer pan with large radius corners.
- Hemmed safety pull handle.

Note: To determine number of drawers per table, see chart on page 152.

Optional lock available. **$201 list**. To order, add suffix **"-L"**. **Example: 502946-L.** Consult factory for pricing.

(•) MTS *(made to stock)* / ( ) MTO *(made to order)*

width x length x height (drawer pan only)		weight		cubic		OPTIONAL PAN REPLACEMENT
in.	mm	lbs.	kg	feet	model #	model #
20˝ x 15˝ x 5˝	508 x 381 x 127	35	15.9	3.0	**502947*** •	**608115**
20˝ x 20˝ x 5˝	508 x 508 x 127	35	15.9	3.0	**502946** •	**608116**

* Tables must be field drilled for mounting.

100 Industrial Boulevard, Clayton, DE 19938-8903 U.S.A.
Phone: 800-441-8440 or 302-653-3000. Fax: 302-653-2065
http://www.eaglegrp.com

EAGLE GROUP
Profit from the Eagle Advantage®

Polymer Drawers (NSF)

see spec sheet **EG10.13A**

FEATURES:

- Made of heavy gauge polymer.
- With pull flange and built-in drawer stop.



width x length x depth in.	width x length x depth mm	weight lbs.	weight kg	cubic feet	model #
13⅞″ x 19″ x 3″	352 x 483 x 76	13	5.8	1.4	**502948**
13⅞″ x 19″ x 6″	352 x 483 x 152	14	6.4	3.0	**502949**
13⅞″ x 19″ x 9″	352 x 483 x 229	18	8.2	4.5	**502950**

Drawer Kits for All Stainless Steel Worktables

see spec sheet **EG10.13A**

description	add * suffix #
enclosed assembly *(#501572)* with 20″ x 20″ x 5″ *(508 x 508 x 127mm)* drawer pan	**-D1**
20″ x 20″ x 5″ *(508 x 508 x 127mm)* drawer with pull flange and full front *(#501571)*	**-D2**
20″ x 20″ x 5″ *(508 x 508 x 127mm)* drawer with pull flange *(#500772)*	**-D3**

* Example: **T3060SB-D3**

ADA/Ergonomic Height Adjustable Tables (NSF)

see spec sheet **EG10.37**



Adjusts from 32″ to 40″ height!

patented **uni-lok** system (Patent #5,165,349)

- All tabletops reinforced with stainless steel hat and leg channels, with 90° downturn sides and 1½″ rolled front edge.
- Rear edges can be ordered with 1½″ roll or a 4″-high back splash.
- 1⅝″ O.D. stainless steel legs, with 1½″ O.D. stainless steel expanding sections.
- 1″ stainless steel adjustable bullet feet.
- Heavy gauge stainless steel adjustable undershelf with marine edge.
- Crank pump case can be located on the left, right or center of the table.

For optional mobility…

…only these heavy duty casters can be used. 5″ *(127mm)* swivel urethane. 250-lb. *(113 kg)* capacity.

IMPORTANT: Not for cart-wash use.

description	weight lbs.	weight kg	cu ft	model #
swivel	3.0	1.4	0.1	**A205340**
with brake	3.5	1.6	0.1	**A205341**

5″ (127mm) rotary bumper: **Model #A205342.** Consult factory for pricing.

Note: Optional H- and C-frame tubular bases available in lieu of undershelf. Consult factory.

width	length in.	length mm	weight cap. lbs.	weight cap. kg	…with Flat Top 16/304 top model #	…with Flat Top 14/304 top model #	…with 4″ Backsplash 16/304 top model #	…with 4″ Backsplash 14/304 top model #
24″ (610mm)	48″	1219	575	260.8	**T2448SEB-HA**	**T2448SE-HA**	**T2448SEB-BS-HA**	**T2448SE-BS-HA**
	60″	1524	550	249.5	**T2460SEB-HA**	**T2460SE-HA**	**T2460SEB-BS-HA**	**T2460SE-BS-HA**
	72″	1829	525	238.1	**T2472SEB-HA**	**T2472SE-HA**	**T2472SEB-BS-HA**	**T2472SE-BS-HA**
30″ (762mm)	48″	1219	575	260.8	**T3048SEB-HA**	**T3048SE-HA**	**T3048SEB-BS-HA**	**T3048SE-BS-HA**
	60″	1524	550	249.5	**T3060SEB-HA**	**T3060SE-HA**	**T3060SEB-BS-HA**	**T3060SE-BS-HA**
	72″	1829	525	238.1	**T3072SEB-HA**	**T3072SE-HA**	**T3072SEB-BS-HA**	**T3072SE-BS-HA**

To indicate location of crank case, add suffix "**-L**" (left end), "**-R**" (right end), or "**-C**" (center) at end of model number. Example: T2448-SE-HA-**L**

Table Mounted Pan/Pot Racks (NSF)

see spec sheet **EG10.12A**



FEATURES:

- Furnished with 1⅝″ *(41mm)* stainless steel tubular supports extending through tabletop and fastened securely to adjustable undershelf.
- Racks are triple-bar type made of 3/16″ x 2″ *(5 x 51mm)*, aluminum or type 304 stainless steel bars bolted together and fitted with one two-prong sliding hook per foot.

NOTE: All shipping weights and cubic feet are approximate.
Worktables with Pan/Pot Rack not recommended for use with casters.

(•) MTS *(made to stock)* / ( ) MTO *(made to order)*

sfits table length		rack length		Aluminum weight		cu		Stainless Steel weight		cu	
in.	mm	in.	mm	lbs.	kg	ft	model #	lbs.	kg	ft	model #
36″	914	28″	711	38	17.2	1.7	**TM36APR**	50	22.7	1.7	**TM36PR**
48″	1219	40″	1016	42	19.1	1.9	**TM48APR**	57	25.9	1.9	**TM48PR**
60″	1524	52″	1321	46	20.9	1.9	**TM60APR**	64	29.0	1.9	**TM60PR**
72″	1829	64″	1626	50	22.7	1.9	**TM72APR**	70	31.8	1.9	**TM72PR •**
84″	2134	76″	1930	54	24.5	1.9	**TM84APR**	77	34.9	1.9	**TM84PR**
96″	2438	88″	2235	58	26.3	2.1	**TM96APR**	83	37.6	2.1	**TM96PR**
108″	2743	100″	2540	62	28.1	2.3	**TM108APR ***	89	40.4	2.3	**TM108PR ***
120″	3048	112″	2845	66	29.9	2.5	**TM120APR ***	95	43.1	2.5	**TM120PR ***
132″	3353	124″	3150	71	32.2	2.8	**TM132APR ***	102	46.3	2.8	**TM132PR ***
144″	3658	136″	3454	76	34.5	3.1	**TM144APR ***	109	49.4	3.1	**TM144PR ***

* These racks include center tubular support.



optional adjustable shelf for table mounted pot/pan racks

Optional Adjustable Shelves for Table Mounted Pan/Pot Racks

12″ *(305mm)* wide. 16 gauge, type 304 stainless steel.

shelf length		weight		cubic	
in.	mm	lbs.	kg	feet	model #
36″	914	16	7.3	0.9	**TM36PRS**
48″	1219	20	9.0	1.3	**TM48PRS**
60″	1524	25	11.3	1.6	**TM60PRS**
72″	1829	30	13.6	1.9	**TM72PRS**
84″	2134	35	15.9	2.2	**TM84PRS**
96″	2438	39	17.6	2.5	**TM96PRS**
108″	2743	41	18.6	3.1	**TM108PRS**
120″	3048	45	20.4	3.6	**TM120PRS**
132″	3353	49	22.2	4.1	**TM132PRS**
144″	3658	53	24.0	4.7	**TM144PRS**

Single Bar Pot Racks

see spec sheet **EG10.06**

	length		ALUMINUM weight			STAINLESS STEEL weight		
	in.	mm	lbs.	kg	model #	lbs.	kg	model #
8½″ width *(216mm)*	24″	610	5	2.3	**SBPR-24-A**	9	4.1	**SBPR-24-S**
	36″	915	6	2.7	**SBPR-36-A**	12	5.4	**SBPR-36-S**
	48″	1219	7	3.2	**SBPR-48-A**	15	6.8	**SBPR-48-S**
	60″	1524	9	4.1	**SBPR-60-A**	18	8.2	**SBPR-60-S**
	72″	1829	11	5.0	**SBPR-72-A**	21	9.5	**SBPR-72-S**
	84″	2134	13	5.9	**SBPR-84-A**	25	11.3	**SBPR-84-S**
	96″	2438	15	6.8	**SBPR-96-A**	29	13.2	**SBPR-96-S**
	108″	2743	17	7.7	**SBPR-108-A**	34	15.4	**SBPR-108-S**
	120″	3048	20	9.0	**SBPR-120-A**	39	17.6	**SBPR-120-S**

FEATURES:

- Flat 3/16″ *(5mm)*-thick, 2″ *(51mm)*-wide solid bar.
- 24″ *(610mm)* racks are one-piece, all others come with support brackets.
- Includes one two-prong hook per foot.

(•) MTS *(made to stock)* / ( ) MTO *(made to order)*



single bar pot rack



pot hook

Additional Pot Hook for Single Bar Pot Racks

- Stainless steel.

weight		cu	
lbs.	kg	ft	model #
0.2	0.1	0.1	**300696 •**

100 Industrial Boulevard, Clayton, DE 19938-8903 U.S.A.
Phone: 800-441-8440 or 302-653-3000. Fax: 302-653-2065
http://www.eaglegrp.com

EAGLE GROUP
Profit from the Eagle Advantage®

Ceiling Mounted Pan / Pot Racks

see spec sheet **EG10.12B**

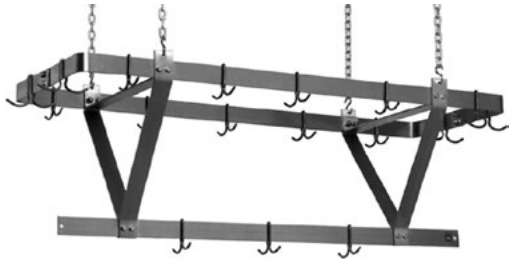

FEATURES:

- Furnished with chain hangers for ceiling suspension.
- Racks are triple-bar type made of 3/16″ x 2″ *(5 x 51mm)*, aluminum or type 304 stainless steel bars bolted together and fitted with one two-prong sliding hook per foot.

Note: All shipping weights and cubic feet are approximate.

(•) MTS *(made to stock)* / ( ) MTO *(made to order)*

		Aluminum				Stainless Steel			
rack length		weight		cu		weight		cu	
in.	mm	lbs.	kg	ft	model #	lbs.	kg	ft	model #
28″	711	28	12.7	0.7	**CM36APR**	41	18.6	0.7	**CM36PR**
40″	1016	32	14.5	0.9	**CM48APR** •	48	21.8	0.9	**CM48PR** •
52″	1321	36	16.3	1.2	**CM60APR** •	54	24.5	1.2	**CM60PR** •
64″	1626	40	18.1	1.6	**CM72APR** •	60	27.2	1.6	**CM72PR** •
76″	1930	44	20.0	1.9	**CM84APR**	67	30.4	1.8	**CM84PR**
88″	2235	48	21.8	2.1	**CM96APR**	74	33.6	2.1	**CM96PR**
100″	2540	53	24.0	2.5	**CM108APR**	81	36.7	2.5	**CM108PR**
112″	2845	58	26.3	2.9	**CM120APR**	87	39.5	2.9	**CM120PR**
124″	3150	63	28.6	3.3	**CM132APR**	94	42.6	3.3	**CM132PR**
136″	3454	68	30.8	3.7	**CM144APR**	101	45.8	3.7	**CM144PR**

Wall Mounted Pan / Pot Racks NSF

see spec sheet **EG10.12C**

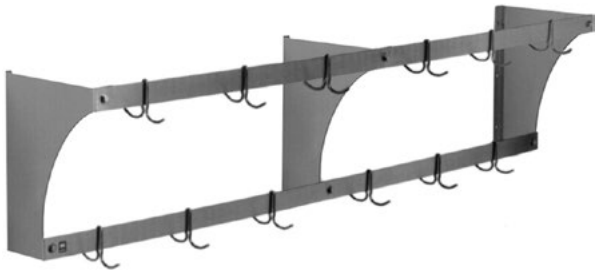

FEATURES:

- Racks are double-bar type made of 3/16″ x 2″ *(5 x 51mm)*, aluminum or type 304 stainless steel bars bolted together and fitted with one two-prong sliding hook per foot.
- Stainless steel brackets.
- 16″ *(406mm)* height.

(•) MTS *(made to stock)* / ( ) MTO *(made to order)*

		Aluminum				Stainless Steel			
rack length		weight		cu		weight		cu	
in.	mm	lbs.	kg	ft	model #	lbs.	kg	ft	model #
36″	914	13	5.8	1.0	**WM36APR** •	18	8.2	1.0	**WM36PR** •
48″	1219	15	6.8	1.2	**WM48APR** •	22	10.0	1.2	**WM48PR** •
60″	1524	17	7.7	1.4	**WM60APR** •	26	11.8	1.4	**WM60PR** •
72″	1829	19	8.6	1.8	**WM72APR** •	29	13.2	1.8	**WM72PR** •
84″	2134	21	9.5	2.0	**WM84APR** •	33	15.0	2.0	**WM84PR** •
96″	2438	23	10.4	2.3	**WM96APR** •	37	16.8	2.3	**WM96PR** •
108″	2743	25	11.3	2.6	**WM108APR**	41	18.6	2.6	**WM108PR**
120″	3048	28	12.7	2.9	**WM120APR**	45	20.4	2.9	**WM120PR**
132″	3353	31	14.1	3.2	**WM132APR**	50	22.7	3.3	**WM132PR**
144″	3658	34	15.4	3.5	**WM144APR**	55	24.9	3.5	**WM144PR**

- Options / Accessories / Replacements -

see spec sheet EG10.50 NSF

Please allow six to eight weeks shipping cycle for custom fabrication after receipt of approved drawings.
Add 10% upcharge to expedite 4-week shipping cycle.

See pages 369-372 for more custom options and accessories.

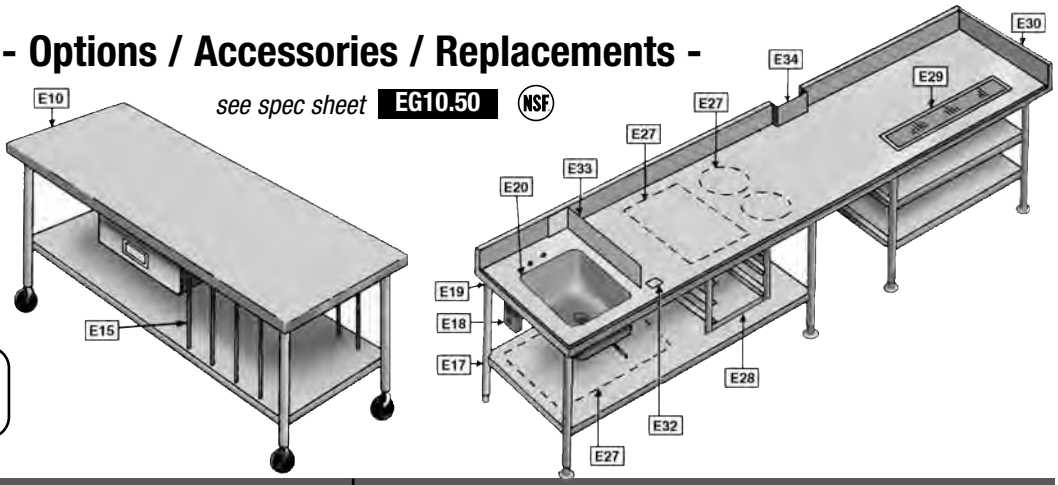

model #	description	unit
E10	Square edge table - front and/or rear	per table
E11	Marine counter edge	per table
E12	"V" type marine edge	per table
E13	Bullnose edge	per table
E15	Vertical tray dividers - 4-section assembly, 3″ on centers	each
300698	Casters - 4″ *(102mm)*-diameter with brake	each
300699	Casters - 4″ *(102mm)*-diameter without brake	each
317635	Casters - 5″ *(127mm)*-diameter with brake	each
317636	Casters - 5″ *(127mm)*-diameter without brake	each
313835	Stainless steel flanged bullet feet	each
300692	Bullet feet - stainless steel	each
301036	Bullet feet - white metal	each
300293	Bullet feet - plastic	each
E17	Special height legs	per table
E18 *	Duplex receptacle and mounting plate (under table)	each
E18.1 *	Duplex receptacle in splash (requires at least 6″-high splash)	each
E18.2 *	Pedestal duplex receptacle (top of table or overshelf)	each
E19	Stainless steel gussets	each
	Sinks — complete with faucet and basket drain (Specify location)	
E20	- 10″ x 14″ x 9.5″ bowl *(254 x 356 x 241mm)*	each
E21	- 14″ x 16″ x 9.5″ bowl *(356 x 406 x 241mm)*	each
E22 **	- 16″ x 20″ x 8″ bowl *(406 x 508 x 203mm)*	each
E23 **	- 16″ x 20″ x 14″ bowl *(406 x 508 x 356mm)*	each
E24 **	- 18″ x 20″ x 14″ bowl *(457 x 508 x 356mm)*	each
E24A **	- 20″ x 20″ x 14″ *(508 x 508 x 356mm)*	each
E25	- 24″ x 24″ x 14″ *(610 x 610 x 356mm)* for 36″ (914mm)-wide tables	each
313304	T&S faucet upgrade - deck mount 4″ *(102mm)* centers	each

model #	description	unit
300720	Lever drains - 1.5″ I.P.S. *(38mm)*	each
300721	Lever drains - 2″ I.P.S. *(51mm)*	each
300722	Lever drains - 2″ I.P.S. *(51mm)* with overflow	each
341189 ***	Twist handle drains - 1.5″ I.P.S. *(38mm)*	each
336002 ***	Twist handle drains - 2″ I.P.S. *(51mm)*	each
341190 ***	Twist handle drains - 2″ I.P.S. *(51mm)* with overflow	each
E27	Top cutout - square or round (Specify location)	each
E28	Angle slides for pans, up to six pairs Specify location and pan size.	set
E29	Urn trough, 4.5″ wide x 1.25″ deep *(114 x 32mm)* with 1.5″ *(38mm)* drain, complete with louvered grate. (Length must be maximum of 6″ shorter than table. Specify location.)	lin. ft.
E30	End splash — per end (Specify end), all heights	each
E31	1.5″ *(38mm)* rear upturn for undershelf	table
E32	Can opener hole with under table support (Specify location)	
E33	Sink splashes — single thickness 4″ tall *(102mm)*	each
E34	Column cutout (Send floor plan/sketch)	each

NOT PICTURED

model #	description	unit
606329	Scrap chute, 6″ *(152mm)*-diameter	each
606331	Knife rack (fits rolled rim, poly, and square edge tables)	each
E35	16 gauge s/s apron in front of sinks or cutouts	lin. ft
E36	Fully welded - top, undershelf & legs	each
E36A	Welded base only - undershelf & legs	each
E37	NSF sprayed-on sound deadening up to 12′ *(3658mm)*	table
E37A	- for each additional foot	lin. ft
E38-6 ****	Cantilever mount up to 6′ *(1829mm)* - add to wall shelf price	each
E38-12 ****	Cantilever mount up to 12′ *(3658mm)* - add to wall shelf price	each
E39	Enclosed backsplash	lin.

* For GFI receptacle, add "**-GFI**" to E number (example: E18.1**-GFI**). Consult factory for pricing.
** These sink bowls will not fit in a table any less than 30″ *(762mm)* wide.
*** Optional twist drain brackets available for use with twist handle drains.
**** Applicable to wall mount shelves and pot racks.

Optional Sinks Built Into Tables – Standard Locations

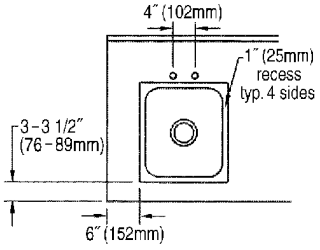

sink on left/right side of table

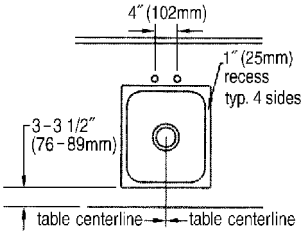

sink on center of table

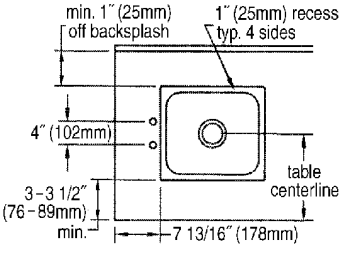

sink with faucet on end of table

Optional Table Edges

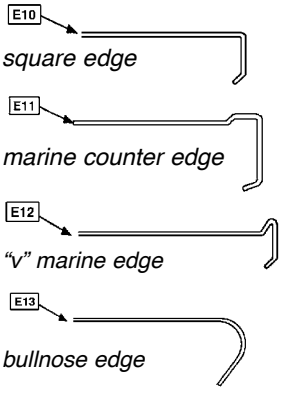

100 Industrial Boulevard, Clayton, DE 19938-8903 U.S.A.
Phone: 800-441-8440 or 302-653-3000. Fax: 302-653-2065
http://www.eaglegrp.com

EAGLE GROUP
Profit from the Eagle Advantage®

NEW Wall Mounted Bumper Guard Rails

see spec sheet **EG10.21**

length in.	length mm	qty of wall brackets included	4″-Tall Units model #	6″-Tall Units model #	8″-Tall Units model #
36″	914	1	**BGR-36-4**	**BGR-36-6**	**BGR-36-8**
48″	1219	2	**BGR-48-4**	**BGR-48-6**	**BGR-48-8**
60″	1524	2	**BGR-60-4**	**BGR-60-6**	**BGR-60-8**
72″	1829	2	**BGR-72-4**	**BGR-72-6**	**BGR-72-8**
84″	2134	2	**BGR-84-4**	**BGR-84-6**	**BGR-84-8**
96″	2438	2	**BGR-96-4**	**BGR-96-6**	**BGR-96-8**

FEATURES:

- 16 gauge type 300 stainless steel construction.
- 17″ *(432mm)*-long 14 gauge stainless steel wall-mounted “z-clip” bracket(s).
- Designed to protect walls against everyday dings, scratches etc.



Corner Guards

see spec sheet **EG10.14**

height in.	height mm	2″ x 2″ Inner Corner Guards model #	2″ x 2″ Outer Corner Guards model #
36″	914	**CG-I-36**	**CG-O-36**
48″	1219	**CG-I-48**	**CG-O-48**
60″	1524	**CG-I-60**	**CG-O-60**
72″	1829	**CG-I-72**	**CG-O-72**



inner corner guard

outer corner guard

FEATURES:

- Adheres to corner of adjacent wall(s).
- Heavy gauge stainless steel.
- Adhesive tape backing.

NOTES

NOTES

100 Industrial Boulevard, Clayton, DE 19938-8903 U.S.A.
Phone: 800-441-8440 or 302-653-3000. Fax: 302-653-2065
http://www.eaglegrp.com

EAGLE GROUP
Profit from the Eagle Advantage®

Accessories/Replacements
Hand Sinks 173-176
All Other Sinks 177, 186, 203-206

Custom Options 203

412, 414, and 314 Series Sinks
One-Compartment 178
Two-Compartment 179
Three-Compartment 180
Four-Compartment 181

Cool Trough® Water Tempering Systems 209-210
Portable Cool Trough® 206

Counter Drop-In Sinks
Counter Drop-Ins 198-200

Floor Drains/Troughs 207-208

Hand Sinks 162-176
Accessories 173-176
Electronic 165-166
HFL-5000 Handwashing System 162
Physically Challenged / ADA 169
With Waste Receptacle 172

Specialty Sinks
314 Series Corner 195
Convenience Store 195
Lavatory 176
Mop Sinks 196
Mop Sink Storage Cabinets 197

SPEC-MASTER® FN Series Heavy Duty Sinks
One-Compartment 182
Two-Compartment 183
Three-Compartment 184
Four-Compartment 185

SPEC-MASTER® FNP Series Prep Sinks
One-Compartment 187
Two-Compartment 187
Three-Compartment 188
With Corner Design 188
FFN Series Flush Front 193
Supermarket Meat-Platter 194

Seamless Welded-In Sink 201-202

Utility Sinks 189-192

NEW

Hand Sinks with Eyewash

see spec sheet **EG20.57**

OSHA and ADA compliant!



HSAP-10-EYE



HSAP-14-EYE

FEATURES:

- 300 series stainless steel construction.
- Space-saving design.
- 120-volt electric-eye faucet with battery backup.
- Eyewash faucet OSHA, ANSI Z358.1 compliant: OSHA 29 CFR 1910.151(c).
- Thermostatic mixing valve to ensure correct water temperature is maintained: 60˚–100˚F *(15.6–37.8˚C)*.
- Multi-fold paper towel holder designed for Georgia-Pacific #20887.
- Fully enclosed skirt features tamper resistant hardware.
- Comes with wall mounted battery-powered type LTX-12 soap dispenser.

bowl size width x length x depth		overall size width x length x height		
in.	mm	in.	mm	model #
9½˝ x 8¼˝ x 5˝	241 x 210 x 127	19⁹⁄₁₆˝ x 13˝ x 22⅜˝	497 x 330 x 568	**HSAP-10-EYE**
16˝ x 14˝ x 5˝	406 x 356 x 127	24˝ x 22˝ x 22⅛˝	610 x 559 x 562	**HSAP-14-EYE**

Quality...Value...Reliability!

The EAGLE Advantage can be summed up in two concise points: price/value leadership and value-added service. EAGLE GROUP is committed to providing you and your customer high-quality products while maintaining the cost competitiveness necessary in today's marketplace.





All 414 Series Sinks

- 14˝ *(356mm)* deep seamless deep-drawn bowls to meet the most stringent health codes while maintaining the value and quality only a drawn bowl can offer.
- Have an extra-high 9½˝ *(241mm)* backsplash with upturn for easy and clean installation.
- Incorporate the **"strength by design"** feature of leg gussets welded to plates adjacent to bowls for maximum weight support and stability.
- Integral drainboards are creased for maximum drainage and fully incorporate NSF standards
- Are available in more standard sizes than the competition.
- All sinks shipped fully crated.

All FN SPEC-MASTER® Series Sinks:

- Are constructed of 14 gauge type 304 stainless steel.
- Include 14˝ *(356mm)* deep fabricated type bowls to meet the most stringent health codes.
- Adjustable crossbracing on all four sides.
- Utilize a fabricated bowl design for those jobs where quality and durability are paramount.
- Have an extra-high 9½˝ *(241mm)* backsplash with upturn for easy and clean installation.
- Utilizes heavy duty stainless steel gussets and legs with stainless steel side stretchers.
- Integral drainboards are creased for maximum drainage and fully incorporate NSF standards.
- Are available in more standard sizes than the competition.
- All sinks shipped fully crated.

HFL-5000 Touch-Free Handwashing Systems

see spec sheet **EG20.55**

- EAGLE hand sink with MICROGARD® antimicrobial protection.
- Automated paper towel dispenser. EAGLE part #384796.
- Splash-mount gooseneck faucet, with electronic eye sensor. Eagle part #384969 or EAGLE part #369865.
- Hand sanitizing dispenser. EAGLE part #377455.
- Hand soap dispenser. EAGLE part #377456.
- Glove rack with single service gloves. EAGLE part #352855.
- Soft bristle white nail brush. EAGLE part #348602

Refer to specification sheet for full component details and specifications.



description of hand sink included	model #
with waste receptacle	**HFL-5000**
with skirt *(no waste receptacle)*	**HFL-5000-S**
with waste receptacle and end splashes	**HFL-5000-LRS**

NOTE:
Listed under Kochman AutoCAD symbol library for foodservice equipment.

Optional MICROGARD®* for Hand Sinks!

(See pages 163-172 for applicable hand sinks.)

- MICROGARD® is an antimicrobial agent which contains built-in protection to retard the growth of a broad range of bacteria, mold and mildew on the surface that cause stains, odors and degradation.
- MICROGARD® combines inorganic antimicrobial silver ions with a patented delivery system. The patented delivery system triggers the release of silver ions which react with bacteria in three ways:
  1) Suffocates the cell.
  2) Stops the cell reproduction system.
  3) Stops the cell from growing.
- MICROGARD® is a second line of defense. In keeping with good hygiene practices, clean this product as usual. The protection will not wash out, while organic bactericides may.**
- MICROGARD® is applied onto top and underside of sink deck, backsplash, and inside & outside of sink bowl *(excludes faucets, drains, towel/soap dispensers, waste receptacle, skirt, pedal valves, and nail brush holder).*

* MICROGARD® does not protect users or others against bacteria, viruses, germs or other disease organisms. Always clean this product thoroughly after each use.

** **Note:** To clean, use mild soap and water, rinse, and wipe entire surface dry. Soft non-abrasive cleaners may be used when necessary. Strong abrasive cleaners will scratch and dull the surface.

100 Industrial Boulevard, Clayton, DE 19938-8903 U.S.A.
Phone: 800-441-8440 or 302-653-3000. Fax: 302-653-2065
http://www.eaglegrp.com

EAGLE GROUP
Profit from the Eagle Advantage®

Traditional Hand Sinks (NSF)

see spec sheet **EG20.40**

MICROGARD®
an antimicrobial agent which contains built-in protection to retard the growth of a broad range of bacteria, mold and mildew that causes stains, odors and degradation.

FEATURES:

- All sinks are wall mountable.
- Deep-drawn seamless design.
- Positive drain, included on all models.
- All type 304 stainless steel.
- Splash mount gooseneck faucet included on all models except HSA-10.

(•) MTS *(made to stock)* / ( ) MTO *(made to order)*

Cleanest sinks in the industry!

HSA-10 * •



bowl size:	9¾″ x 13½″ x 6¾″ *(248 x 343 x 173mm)*
overall size:	14¾″ x 18⅞″ x 12¾″ *(376 x 480 x 324mm)*
weight:	10 lbs. *(4.5 kg)*
cubic feet:	3.0
includes:	4″ *(102mm)* centerline faucet holes, basket drain.

MICROGARD® available:
To order, add suffix **"-MG"** to model #. Consult factory for pricing.

HSA-10-FAW •



bowl size:	9¾″ x 13½″ x 6¾″ *(248 x 343 x 173mm)*
overall size:	14¾″ x 18⅞″ x 12¾″ *(376 x 480 x 324mm)*
weight:	14 lbs. *(6.4 kg)*
cubic feet:	2.8
includes:	Faucet with wrist handles, p-trap, tail piece, basket drain.

MICROGARD® available:
To order, add suffix **"-MG"** to model #. Consult factory for pricing.

HSA-10-F •



bowl size:	9¾″ x 13½″ x 6¾″ *(248 x 343 x 173mm)*
overall size:	14¾″ x 18⅞″ x 12¾″ *(376 x 480 x 324mm)*
weight:	12 lbs. *(5.2 kg)*
cubic feet:	2.8
includes:	Faucet, basket drain.

MICROGARD® available:
To order, add suffix **"-MG"** to model #. Consult factory for pricing.

HSA-10-FL •



bowl size:	10″ x 14″ x 5″ *(254 x 356 x 127mm)*
overall size:	14¾″ x 18⅞″ x 12½″ *(376 x 480 x 318mm)*
weight:	15 lbs. *(6.6 kg)*
cubic feet:	3.0
includes:	Faucet, polymer lever drain.

HSA-10-FA •



bowl size:	9¾″ x 13½″ x 6¾″ *(248 x 343 x 173mm)*
overall size:	14¾″ x 18⅞″ x 12¾″ *(376 x 480 x 324mm)*
weight:	14 lbs. *(6.4 kg)*
cubic feet:	3.0
includes:	Faucet, p-trap, tail piece, basket drain.

MICROGARD® available:
To order, add suffix **"-MG"** to model #. Consult factory for pricing.

HSA-10-FO •



bowl size:	10″ x 14″ x 5″ *(254 x 356 x 127mm)*
overall size:	14¾″ x 18⅞″ x 12½″ *(376 x 480 x 318mm)*
weight:	13 lbs. *(5.6 kg)*
cubic feet:	3.0
includes:	Faucet, polymer lever drain w/overflow.

* To order hand sink with no faucet holes, add suffix **"-NH"** to model number **(example: HSA-10-NH)**. **$202 upcharge.**

Hand Sinks with Standard Towel Dispenser and/or Soap Dispenser

see spec sheets **EG20.05** **EG20.41**

MICROGARD®
an antimicrobial agent which contains built-in protection to retard the growth of a broad range of bacteria, mold and mildew that causes stains, odors and degradation.

FEATURES:

- Deep-drawn positive drain and splash mount gooseneck faucet included on all models.
- All 304 series stainless steel, including towel dispenser.
- Soap dispenser on all models holds 12 ounces, except #HSA-10-F-DS (holds 16 ounces).
- Towel dispenser holds 4″ x 10″ *(102 x 254mm)* C-fold disposable paper towels.

HSA-10-FDP



bowl size:	9¾″ x 13½″ x 6¾″ *(248 x 343 x 173mm)*
overall size:	14¾″ x 19¼″ x 28¼″ *(376 x 489 x 718mm)*
weight:	29 lbs. *(13.2 kg)*
cubic feet:	6.2
includes:	Faucet, towel dispenser, soap dispenser, basket drain.

MICROGARD® available:
To order, add suffix **"-MG"** to model #. Consult factory for pricing.

HSA-10-FODP



bowl size:	10″ x 14″ x 5″ *(254 x 356 x 127mm)*
overall size:	14¾″ x 19¼″ x 28″ *(376 x 489 x 711mm)*
weight:	30 lbs. *(13.6 kg)*
cubic feet:	6.2
includes:	Faucet, towel dispenser, soap dispenser, polymer lever drain w/overflow.

HSA-10-FDPS



bowl size:	9¾″ x 13½″ x 6¾″ *(248 x 343 x 173mm)*
overall size:	14¾″ x 19¼″ x 30″ *(376 x 489 x 762mm)*
weight:	29 lbs. *(13.2 kg)*
cubic feet:	6.2
includes:	Faucet, towel dispenser, soap dispenser, skirt, basket drain.

MICROGARD® available:
To order, add suffix **"-MG"** to model #. Consult factory for pricing.

HSA-10-F-DS *



(see page 171 for #HSAN-10-F-DS)

bowl size:	9¾″ x 13½″ x 6½″ *(248 x 343 x 165mm)*
overall size:	14¹³⁄₁₆″ x 18⅞″ x 12¾″ *(376 x 480 x 324mm)*
weight:	12 lbs. *(5.2 kg)*
cubic feet:	2.8
includes:	Faucet, 16-oz deck-mt soap dispenser, basket drain.

MICROGARD® available:
To order, add suffix **"-MG"** to model #. Consult factory for pricing.

HSA-10-FLDP



bowl size:	10″ x 14″ x 5″ *(254 x 356 x 127mm)*
overall size:	14¾″ x 19¼″ x 28″ *(376 x 489 x 711mm)*
weight:	32 lbs. *(14.5 kg)*
cubic feet:	6.2
includes:	Faucet, towel dispenser, soap dispenser, polymer lever drain.

HSA-10-FWLDP-LRS



bowl size:	10″ x 14″ x 5″ *(254 x 356 x 127mm)*
overall size:	14¾″ x 19¼″ x 28″ *(376 x 489 x 711mm)*
weight:	30 lbs. *(13.6 kg)*
cubic feet:	6.2
includes:	Faucet with wrist handles, towel dispenser, soap dispenser, polymer lever drain, and side splashes.

* Overall height does not include soap dispenser bottle. See page 171 for "Space-Saver" hand sink with deck-mount soap dispenser.

100 Industrial Boulevard, Clayton, DE 19938-8903 U.S.A.
Phone: 800-441-8440 or 302-653-3000. Fax: 302-653-2065
http://www.eaglegrp.com

EAGLE GROUP
Profit from the Eagle Advantage®

Electronic Eye Hand Sinks - AC POWER (NSF)

see spec sheet **EG20.42**

Note: For regulating water temperature, Temperature Adjustment Valve *(see page 174)* is required.

MICROGARD®
an antimicrobial agent which contains built-in protection to retard the growth of a broad range of bacteria, mold and mildew that causes stains, odors and degradation.

FEATURES:

- Electronic "eye" sensor beam activates water flow and adjusts from 3″ to 12″ *(76 to 305mm).*
- Requires 120-volt, 15-amp electricity.
- 120-volt AC adapter.
- Splash mount gooseneck spout.
- Lever or basket drain.
- Y-Inlet Non-Adjustable Mixing Valve.

(•) MTS *(made to stock)* / ( ) MTO *(made to order)*

HSA-10-FE*•



bowl size:	9¾″ x 13½″ x 6¾″ *(248 x 343 x 173mm)*
overall size:	14¾″ x 18⅞″ x 12¾″ *(376 x 480 x 324mm)*
weight:	14 lbs. *(6.3 kg)*
cubic feet:	3.0
includes:	Spout, electronic eye, and basket drain.

MICROGARD® available:
To order, add suffix **"-MG"** to model #. Consult factory for pricing.

HSA-10-FDPE *



bowl size:	9¾″ x 13½″ x 6¾″ *(248 x 343 x 173mm)*
overall size:	14¾″ x 19¼″ x 28¼″ *(376 x 489 x 718mm)*
weight:	31 lbs. *(14.1 kg)*
cubic feet:	6.2
includes:	Spout, electronic eye, soap dispenser, towel dispenser, and basket drain.

MICROGARD® available:
To order, add suffix **"-MG"** to model #. Consult factory for pricing.

HSA-10-FOE



bowl size:	10″ x 14″ x 5″ *(254 x 356 x 127mm)*
overall size:	14¾″ x 18⅞″ x 12½″ *(376 x 480 x 318mm)*
weight:	13 lbs. *(5.7 kg)*
cubic feet:	3.0
includes:	Spout, electronic eye, and polymer lever drain with overflow.

HSA-10-FODPE



bowl size:	10″ x 14″ x 5″ *(254 x 356 x 127mm)*
overall size:	14¾″ x 19¼″ x 28″ *(376 x 489 x 711mm)*
weight:	30 lbs. *(13.6 kg)*
cubic feet:	6.2
includes:	Spout, electronic eye, soap dispenser, towel dispenser, and polymer lever drain with overflow.

HSA-10-FA-PE



bowl size:	9¾″ x 13½″ x 6¾″ *(248 x 343 x 173mm)*
overall size:	14¾″ x 18⅞″ x 40¾″ *(376 x 480 x 1036mm)*
weight:	28 lbs. *(12.7 kg)*
cubic feet:	9.5
includes:	Spout, electronic eye, soap dispenser, P-trap, tail piece, and basket drain.

MICROGARD® available:
To order, add suffix **"-MG"** to model #. Consult factory for pricing.

HSA-10-FDPEE



bowl size:	9¾″ x 13½″ x 6¾″ *(248 x 343 x 173mm)*
overall size:	14¾″ x 19¼″ x 31¼″ *(376 x 489 x 794mm)*
weight:	30 lbs. *(13.6 kg)*
cubic feet:	6.2
includes:	Spout, electronic eye, towel dispenser, electronic soap dispenser, and basket drain.

MICROGARD® available:
To order, add suffix **"-MG"** to model #. Consult factory for pricing.

* Optional waste receptacle available for models HSA-10-FE, HSA-10-FPDE, and HSA-10-FDPEE. See page 175.

Electronic Hand Sinks - Battery Power (NSF)

see spec sheets **EG20.07** **EG20.49**

FEATURES:

- Battery-powered electronic-eye faucet which operates on four "AA" batteries (included).
- Y-Inlet Non-Adjustable Mixing Valve.
- "Low battery" indicator light.

MICROGARD®
an antimicrobial agent which contains built-in protection to retard the growth of a broad range of bacteria, mold and mildew that causes stains, odors and degradation.

HSA-10-FDPEE-B-T



bowl size:	9¾″ x 13½″ x 6¾″ *(248 x 343 x 173mm)*
overall size:	14¾″ x 19¼″ x 47½″ *(376 x 489 x 1207mm)*
weight:	54 lbs. *(24.5 kg)*
cubic feet:	9.8
includes:	Battery-powered electronic eye faucet, towel dispenser, electronic soap dispenser, waste receptacle & skirt, and basket drain.

MICROGARD® available:
To order, add suffix **"-MG"** to model #. Consult factory for pricing.

HSAP-14-ADA-FE-B



bowl size:	16″ x 14″ x 5″ *(406 x 356 x 127mm)*
overall size:	24″ x 22″ x 24½″ *(610 x 559 x 623mm)*
weight:	65 lbs. *(29.5 kg)*
cubic feet:	19.2
includes:	Battery-powered electronic eye faucet, basket drain, c-fold towel dispenser in front, deck-mount soap dispenser, skirt.

HSA-10-FE-B-DS *



bowl size:	9¾″ x 13½″ x 6¾″ *(248 x 343 x 173mm)*
overall size:	14¹³⁄₁₆″ x 18⅞″ x 12¾″ *(376 x 480 x 324mm)*
weight:	16 lbs. *(7.3 kg)*
cubic feet:	3.0
includes:	Battery-powered electronic eye faucet, deck-mount soap dispenser, basket drain.

MICROGARD® available:
To order, add suffix **"-MG"** to model #. Consult factory for pricing.

HSA-10-FE-B-NB-MG



bowl size:	9¾″ x 13½″ x 6¾″ *(248 x 343 x 173mm)*
overall size:	14¹³⁄₁₆″ x 18⅞″ x 12¾″ *(376 x 480 x 324mm)*
weight:	26 lbs. *(11.8 kg)*
cubic feet:	3.0
includes:	Battery-powered electronic eye faucet, splash-mount nail brush holder, nail brush, MICROGARD®, basket drain.

MICROGARD®
Standard

HSAN-10-FE-B-DS*



bowl size:	13½″ x 9¾″ x 6¾″ *(343 x 248 x 171mm)*
overall size:	17¹³⁄₁₆″ x 12⅛″ x 14¼″ *(457 x 308 x 362mm)*
weight:	16 lbs. *(7.3 kg)*
cubic feet:	2.8
includes:	Battery-powered electronic eye faucet, deck-mount soap dispenser, basket drain.

HSA-10-FE-B-T-NB-MG



bowl size:	9¾″ x 13½″ x 6¾″ *(248 x 343 x 173mm)*
overall size:	14¹³⁄₁₆″ x 18⅞″ x 29⅛″ *(376 x 480 x 740mm)*
weight:	25 lbs. *(11.3 kg)*
cubic feet:	8.1
includes:	Battery-powered electronic eye faucet, splash-mount nail brush holder, nail brush, MICROGARD® waste receptacle & skirt, basket drain.

MICROGARD®
Standard

* Overall height does not include soap dispenser bottle.

100 Industrial Boulevard, Clayton, DE 19938-8903 U.S.A.
Phone: 800-441-8440 or 302-653-3000. Fax: 302-653-2065
http://www.eaglegrp.com

EAGLE GROUP
Profit from the Eagle Advantage®

Miscellaneous Hand Sinks NSF

see spec sheets **EG20.21** **EG20.44**

(•) MTS *(made to stock)* / ( ) MTO *(made to order)*

MICROGARD®
an antimicrobial agent which contains built-in protection to retard the growth of a broad range of bacteria, mold and mildew that causes stains, odors and degradation.

HSA-10-FKP


single knee pedal valve

bowl size:	9¾″ x 13½″ x 6¾″ *(248 x 343 x 173mm)*
overall size:	14¾″ x 18⅞″ x 17½″ *(376 x 480 x 445mm)*
weight:	26 lbs. *(11.8 kg)*
cubic feet:	6.0
includes:	Spout, single pedal knee valve, skirt, basket drain.

MICROGARD® available:
To order, add suffix **"-MG"** to model #. Consult factory for pricing.

HSA-10-FA-P •


with Foot Valve Operation

bowl size:	9¾″ x 13½″ x 6¾″ *(248 x 343 x 173mm)*
overall size:	14¾″ x 18⅞″ x 40⅛″ *(376 x 480 x 1019mm)*
weight:	32 lbs. *(14.5 kg)*
cubic feet:	7.4
includes:	Spout, foot pedal valves, P-trap, tail piece, basket drain.

MICROGARD® available:
To order, add suffix **"-MG"** to model #. Consult factory for pricing.

HSA-10-1FK*•


with Knee Valve Operation

bowl size:	9¾″ x 13½″ x 6¾″ *(248 x 343 x 173mm)*
overall size:	14¾″ x 18⅞″ x 17½″ *(376 x 480 x 445mm)*
weight:	27 lbs. *(12.2 kg)*
cubic feet:	4.0
includes:	Spout, single knee pedal, skirt, and basket drain.

MICROGARD® available:
To order, add suffix **"-MG"** to model #. Consult factory for pricing.

HSA-10-FA-1P •


with Foot Valve Operation

bowl size:	9¾″ x 13½″ x 6¾″ *(248 x 343 x 173mm)*
overall size:	14¾″ x 18⅞″ x 40⅛″ *(376 x 480 x 1019mm)*
weight:	32 lbs. *(14.5 kg)*
cubic feet:	10.2
includes:	Spout, single foot pedal valve, P-trap, tail piece, basket drain.

MICROGARD® available:
To order, add suffix **"-MG"** to model #. Consult factory for pricing.

HSA-10-FDPK *


with Knee Valve Operation

bowl size:	9¾″ x 13½″ x 6¾″ *(248 x 343 x 173mm)*
overall size:	14¾″ x 19¼″ x 33″ *(376 x 489 x 838mm)*
weight:	44 lbs. *(20.0 kg)*
cubic feet:	6.2
includes:	Spout, knee pedals, skirt, soap dispenser, towel dispenser, basket drain.

MICROGARD® available:
To order, add suffix **"-MG"** to model #. Consult factory for pricing.

HSA-10-FK *•


with Knee Valve Operation

bowl size:	9¾″ x 13½″ x 6¾″ *(248 x 343 x 173mm)*
overall size:	14¾″ x 18⅞″ x 17½″ *(376 x 480 x 445mm)*
weight:	27 lbs. *(12.2 kg)*
cubic feet:	3.9
includes:	Spout, knee pedals, skirt, and basket drain.

MICROGARD® available:
To order, add suffix **"-MG"** to model #. Consult factory for pricing.

HSA-10-FW •


with Standard Wrist Handles

bowl size:	9¾″ x 13½″ x 6¾″ *(248 x 343 x 173mm)*
overall size:	14¾″ x 18⅞″ x 12¾″ *(376 x 480 x 324mm)*
weight:	14 lbs. *(6.4 kg)*
cubic feet:	3.0
includes:	Faucet with wrist handles, basket drain.

MICROGARD® available:
To order, add suffix **"-MG"** to model #. Consult factory for pricing.

* Overall height does not include skirt and knee valves.

Portable Hand Sinks (NSF)

see spec sheets **EG20.06A** **EG20.06D**



portable hand sink with stainless steel cabinet and single sink bowl



portable hand sink with laminate cabinet and removable water plate.

FEATURES:

- Stainless steel top features box marine edge and rear backsplash.
- 5-gallon fresh water tank, 7-gallon gray water tank.
- Deck mount faucet with 1/4-turn handles.
- Towel rack and trash chute included.
- NEMA 5-15 plug & cord.

Notes: Optional Poly Cutting Board available. 3/4″-thick. Green color. **Model #376509**. Consult factory for pricing.

Custom portable hand sinks available through SpecFAB®.

See page 212 for more Portable Hand Sinks available —including the NEW Touch-Free Portable Hand Sinks!

Sinks with Stainless Steel Cabinet—Comes with 4″ *(102mm)* swivel casters▾ (two with brake).

description	bowl size width x length x depth in.	mm	overall size width x length x height in.	mm	WITH COLD WATER ONLY weight * lbs.	kg	model #	WITH HOT & COLD WATER weight * lbs.	kg	model #
with single S/S bowl	14″ x 10″ x 5″	356 x 254 x 127	24″ x 26″ x 44½″	610 x 660 x 1130	232	105.2	**PHS-S-C**	251	113.9	**PHS-S-H**
with 3-compartment bowl	11⅝″ x 6⅛″ x 5″	295 x 156 x 127	24″ x 26″ x 44½″	610 x 660 x 1130	232	105.2	**PHS-S3-C**	251	113.9	**PHS-S3-H**
with acrylic water plate**	12½″ x 16″	32 x 406	24″ x 26″ x 44½″	610 x 660 x 1130	232	105.2	**PHS-A-C**	251	113.9	**PHS-A-H**

Sinks with Laminated Cabinet—Features Wilsonart® "Biltmore Cherry." Comes with 3″ *(76mm)* swivel casters▾ (two with brake).

description	bowl size width x length x depth in.	mm	overall size width x length x height in.	mm	WITH COLD WATER ONLY weight * lbs.	kg	model #	WITH HOT & COLD WATER weight * lbs.	kg	model #
with single S/S bowl	14″ x 10″ x 5″	356 x 254 x 127	25″ x 28″ x 44½″	635 x 711 x 1130	237	107.5	**PHS-S-C-LB**	262	118.8	**PHS-S-H-LB**
with 3-compartment bowl	11⅝″ x 6⅛″ x 5″	295 x 156 x 127	25″ x 28″ x 44½″	635 x 711 x 1130	237	107.5	**PHS-S3-C-LB**	262	118.8	**PHS-S3-H-LB**
with acrylic water plate**	12½″ x 16″	32 x 406	25″ x 28″ x 44½″	635 x 711 x 1130	237	107.5	**PHS-A-C-LB**	262	118.8	**PHS-A-H-LB**

▾ 150 lb. (68.0 kg) weight capacity per caster.
* Weights shown reflect empty tanks.
** Features 12½″ x 16″ *(32 x 406mm)* removable polycarbonate water plate which drains into a stainless steel trough, and deck-mount faucet.

Hand Wash Sinks (NSF)

see spec sheet **EG20.47**



Model # HWC-E



Model # HWB-E

FEATURES:

- Type 304 stainless steel all-welded construction.
- 1½″ *(38mm)* bull nose front edge.
- Hinged door with pull handle and magnetic catch.
- Pump-action soap dispenser on rear deck.
- Built-in front-loading C-fold towel dispenser located in front of sink bowl.
- Deck-mounted faucet.
- Basket drain.
- Crumb cup.

Space-Saver Models—Wall-mountable. Furnished with Z-clips to secure to wall.

bowl size width x length x depth in.	mm	overall size width x length x height in.	mm	WITH STANDARD FAUCET weight lbs.	kg	model #	WITH T&S FAUCET weight lbs.	kg	model #
9¼″ x 11½″ x 6″	235 x 292 x 152	16⁹⁄₁₆″ x 14″ x 21¼″	421 x 356 x 540	36	16.3	**HWC-E**	37	16.8	**HWC-T**

Drop-In Models

bowl size width x length x depth in.	mm	overall size width x length x height in.	mm	cutout dimensions width x length in.	mm	WITH STANDARD FAUCET weight lbs.	kg	model #	WITH T&S FAUCET weight lbs.	kg	model #
9¼″ x 11½″ x 6″	235 x 292 x 152	17½″ x 16½″ x 17¼″	445 x 419 x 438	16″ x 14⅞″	406 x 378	32	14.5	**HWB-E**	33	15.0	**HWB-T**

100 Industrial Boulevard, Clayton, DE 19938-8903 U.S.A.
Phone: 800-441-8440 or 302-653-3000. Fax: 302-653-2065
http://www.eaglegrp.com

EAGLE GROUP
Profit from the Eagle Advantage®

Physically Challenged Hand Sinks (NSF)

see spec sheet **EG20.45**

Designed for unique applications!

FEATURES:
- Standard with faucet and basket drain.

(•) MTS *(made to stock)* / ( ) MTO *(made to order)*

HSAP-14-FW •



bowl size:	16″ x 14″ x 5″ *(406 x 356 x 127mm)*
overall size:	24⅛″ x 19″ x 16½″ *(613 x 483 x 419mm)*
weight:	28 lbs. *(12.7 kg)*
cubic feet:	6.5
includes:	Faucet, basket drain, and wall brackets.

HSAP-14-ADA-FE-B



bowl size:	16″ x 14″ x 5″ *(406 x 356 x 127mm)*
overall size:	24″ x 22″ x 24½″ *(610 x 559 x 623mm)*
weight:	65 lbs. *(29.5 kg)*
cubic feet:	19.2
includes:	Battery-powered electronic eye splash-mount faucet, c-fold towel dispenser in front, deck mount soap dispenser, skirt, basket drain.

HSAP-14-ADA-FW



bowl size:	16″ x 14″ x 5″ *(406 x 356 x 127mm)*
overall size:	24″ x 22″ x 24½″ *(610 x 559 x 623mm)*
weight:	55 lbs. *(24.9 kg)*
cubic feet:	14.1
includes:	Splash-mount faucet w/wrist handles, c-fold towel dispenser in front, deck mount soap dispenser, skirt, basket drain.

Replacement T&S Faucet for HSAP-14-ADA-FW

- Top quality splash-mount faucets. 4″ center.

features	model #
gooseneck spout	**306134**
wrist handles, gooseneck spout	**313305**



#313305

Wall Mounted Multi-Station Hand Sinks

see spec sheet **EG20.10**



FEATURES:
- Single full-length bowl with basket drain(s)* and rolled edge.
- 14/3 stainless steel construction.
- Wall-mounted tubular supports* consists of 16 gauge 1⅝″ *(41mm)*-diameter tubing.
- Faucet holes at 8″ *(203mm)* on center.
- 9½″ *(241mm)* backsplash.



Optional Faucet

For units without faucets

description	model #
gooseneck spout, 8″ *(203mm)* center	**313075**

Notes: **Optional AC-Powered Faucets** available. To order, **add suffix "-FE"**. Consult factory for pricing.

Optional Double Knee Valve Operation available. Spouts included. To order, **add suffix "-FK"**. For **Single Knee Valve Operation**, **add suffix "-1FK"**. Consult factory for pricing.

overall width x length x height in.	overall width x length x height mm	bowl width x length x depth in.	bowl width x length x depth mm	# of faucets req / included	Sinks without Faucets weight lbs.	Sinks without Faucets weight kg	Sinks without Faucets model #	NEW Sinks with Faucets weight lbs.	NEW Sinks with Faucets weight kg	NEW Sinks with Faucets model #
21 11/16″ x 48″ x 27 3/16″	551 x 1219 x 538	14″ x 43″ x 8″	356 x 1092 x 203	2	61	27.2	**HSA-WM-48**	69	31.3	**HSA-WM-48-F**
21 11/16″ x 60″ x 27 3/16″	551 x 1524 x 538	14″ x 55″ x 8″	356 x 1397 x 203	2	72	32.7	**HSA-WM-60**	80	36.3	**HSA-WM-60-F**
21 11/16″ x 72″ x 27 3/16″	551 x 1829 x 538	14″ x 67″ x 8″	356 x 1702 x 203	3	81	36.7	**HSA-WM-72**	93	42.2	**HSA-WM-72-F**
21 11/16″ x 96″ x 27 3/16″	551 x 2438 x 538	14″ x 91″ x 8″	356 x 2311 x 203	4	102	46.3	**HSA-WM-96***	118	53.5	**HSA-WM-96-F***

* 96″ (2438mm)-long sinks feature two basket drains and three tubular supports.

Hand Sinks with Side Splashes (NSF)

see spec sheet **EG20.56**

FEATURES: • Standard with faucet and basket drain.

(•) MTS *(made to stock)* / ( ) MTO *(made to order)*

HSA-10-F-LRS •



bowl size:	9¾″ x 13½″ x 6¾″ *(248 x 343 x 173mm)*
overall size:	14¾″ x 18⅞″ x 12¾″ *(376 x 480 x 324mm)*
weight:	14 lbs. *(6.4 kg)*
cubic feet:	3.9
includes:	Faucet, basket drain, and side splashes.

HSAN-10-F-LRS •



bowl size:	13½″ x 9¾″ x 6¾″ *(343 x 248 x 173mm)*
overall size:	18″ x 12″ x 14¼″ *(457 x 305 x 362mm)*
weight:	17 lbs. *(7.7 kg)*
cubic feet:	2.8
includes:	12″ *(305mm)* side-to-side, faucet, basket drain, and side splashes.

HSA-10-FTWS-LRS



bowl size:	9¾″ x 13½″ x 6¾″ *(248 x 343 x 173mm)*
overall size:	14¾″ x 18⅞″ x 12¾″ *(376 x 480 x 324mm)*
weight:	32 lbs. *(14.5 kg)*
cubic feet:	3.5
includes:	Faucet, tubular wall brackets, basket drain, and side splashes.

HSA-10-FDPE-LRS



bowl size:	9¾″ x 13½″ x 6¾″ *(248 x 343 x 173mm)*
overall size:	14¾″ x 19¼″ x 28¼″ *(376 x 489 x 718mm)*
weight:	33 lbs. *(15.0 kg)*
cubic feet:	2.8
includes:	Spout with electronic eye, towel dispenser, soap dispenser, basket drain, and side splashes.

Miscellaneous Hand Sinks (NSF)

see spec sheets **EG20.31** **EG20.40**

(•) MTS *(made to stock)* / ( ) MTO *(made to order)*

MICROGARD®
an antimicrobial agent which contains built-in protection to retard the growth of a broad range of bacteria, mold and mildew that causes stains, odors and degradation.

HSA-10-FAW •



with Standard Wrist Handles

bowl size:	9¾″ x 13½″ x 6¾″ *(248 x 343 x 173mm)*
overall size:	14¾″ x 18⅞″ x 12¾″ *(376 x 480 x 324mm)*
weight:	14 lbs. (*6.4 kg)*
cubic feet:	2.8
includes:	Faucet with wrist handles, P-trap, tail piece, basket drain.

MICROGARD® available:
To order, add suffix **"-MG"** to model #. Consult factory for pricing.

HSA-10-FTWS



with Tubular Wall Support

bowl size:	9¾″ x 13½″ x 6¾″ *(248 x 343 x 173mm)*
overall size:	14¾″ x 18⅞″ x 12¾″ *(376 x 480 x 324mm)*
weight:	30 lbs. (*13.6 kg)*
cubic feet:	3.0
includes:	Faucet, tubular wall brackets, basket drain.

MICROGARD® available:
To order, add suffix **"-MG"** to model #. Consult factory for pricing.

100 Industrial Boulevard, Clayton, DE 19938-8903 U.S.A.
Phone: 800-441-8440 or 302-653-3000. Fax: 302-653-2065
http://www.eaglegrp.com

EAGLE GROUP
Profit from the Eagle Advantage®

Space-Saver Series Hand Sinks (NSF)

see spec sheets **EG20.05** **EG20.43**

FEATURES:
- Standard with faucet and basket drain.

(•) MTS *(made to stock)* / ( ) MTO *(made to order)*

MICROGARD®
an antimicrobial agent which contains built-in protection to retard the growth of a broad range of bacteria, mold and mildew that causes stains, odors and degradation.

HSAN-10-F •



Only 12˝ (305mm) side-to-side to maximum space efficiency.

MICROGARD® available:
To order, add suffix **"-MG"** to model #. Consult factory for pricing.

bowl size:	13½˝ x 9¾˝ x 6¾˝ *(343 x 248 x 171mm)*
overall size:	18˝ x 12˝ x 14¼˝ *(457 x 305 x 362mm)*
weight:	15 lbs. *(6.8 kg)*
cubic feet:	2.8
includes:	Splash mount faucet, basket drain.

HSAND-10-F •



Only 12˝ (305mm) side-to-side to maximum space efficiency.

bowl size:	13½˝ x 9¾˝ x 6¾˝ *(343 x 248 x 171mm)*
overall size:	19⅝˝ x 12˝ x 14¼˝ *(498 x 305 x 362mm)*
weight:	15 lbs. *(6.8 kg)*
cubic feet:	2.8
includes:	Deck mount faucet, basket drain.

HSANT-FS



19½˝ (495mm) backsplash and skirt

bowl size:	13½˝ x 9¾˝ x 6¾˝ *(343 x 248 x 171mm)*
overall size:	18˝ x 12˝ x 26½˝ *(457 x 305 x 673mm)*
weight:	26 lbs. *(11.8 kg)*
cubic feet:	6.5
includes:	Faucet, 19½˝ *(495mm)* high backsplash, basket drain.

HSAN-10-F-DS *



bowl size:	13½˝ x 9¾˝ x 6½˝ *(343 x 248 x 165mm)*
overall size:	17¹³⁄₁₆˝ x 12⅛˝ x 14¼˝ *(457 x 308 x 362mm)*
weight:	14 lbs. *(6.4 kg)*
cubic feet:	2.8
includes:	Faucet, 12-oz deck-mt soap dispenser, basket drain.

* Overall height does not include soap dispenser bottle.

Stainless Steel Cleaner & Polish



- Cleans and polishes in one step.
- Does not streak or leave fingerprints.
- Leaves a protective invisible coating.

weight		
oz.	kg	model #
15	0.4	**004026**

Special Purpose Hand Sinks (NSF)

see spec sheets **EG20.20** **EG20.36** **EG20.37** **EG20.48**

FEATURES: • Standard with faucet and basket drain.

(•) MTS *(made to stock)* / ( ) MTO *(made to order)*

Designed for unique applications!

MICROGARD®
an antimicrobial agent which contains built-in protection to retard the growth of a broad range of bacteria, mold and mildew that causes stains, odors and degradation.

Hand Sink with Deck Mount Faucet

HSAD-10-F •



bowl size:	9¾″ x 13½″ x 6¾″ *(249 x 343 x 171mm)*
overall size:	16½″ x 18⅞″ x 12¾″ *(419 x 479 x 324mm)*
weight:	14 lbs. *(6.4 kg)*
cubic feet:	3.0
includes:	Faucet and basket drain.

Economical Hand Sink

- Faucet is deck mounted gooseneck.

HSAE-10-FA •



bowl size:	10″ x 14″ x 5″ *(254 x 356 x 127mm)*
overall size:	15″ x 16¾″ x 9″ *(381 x 425 x 229mm)*
weight:	14 lbs. *(6.4 kg)*
cubic feet:	3.0
includes:	Faucet, p-trap, tail piece, basket drain, wall brackets, 4″ *(102mm)* high backsplash.

Hand Sink with Waste Receptacle-*Patent protected*

- U.S. Patent #5,732,422.
- Faucet is splash mounted gooseneck.

HSA-10-FDP-T



MICROGARD® available:
To order, add suffix **"-MG"** to model # / **add $158** to list price.

bowl size:	9¾″ x 13½″ x 6¾″ *(248 x 343 x 173mm)*
overall size:	14¾″ x 19¼″ x 44⅝″ *(376 x 480 x 1133mm)*
weight:	29 lbs. *(13.2 kg)*
cubic feet:	6.2
includes:	Faucet, basket drain, 12-oz soap dispenser, towel dispenser, waste skirt, and waste receptacle.

Hand Sink with 8″ *(203mm)* Centerline Faucet Holes

- Accommodates splash-mount faucet with 8″ *(203mm)* centerline.

HSA-10-8



MICROGARD® available:
To order, add suffix **"-MG"** to model #. Consult factory for pricing.

bowl size:	9¾″ x 13½″ x 6¾″ *(248 x 343 x 173mm)*
overall size:	14¾″ x 18⅞″ x 12¾″ *(376 x 480 x 324mm)*
weight:	9 lbs. *(4.1 kg)*
cubic feet:	3.0
includes:	8″ *(203mm)* centerline faucet holes *(no faucet)*, basket drain

Hand Sink with 8″ *(203mm)* Centerline Faucet

- Faucet is splash mounted gooseneck.

HSA-10-8F



MICROGARD® available:
To order, add suffix **"-MG"** to model #. Consult factory for pricing.

bowl size:	9¾″ x 13½″ x 6¾″ *(248 x 343 x 173mm)*
overall size:	14¾″ x 18⅞″ x 12¾″ *(376 x 480 x 324mm)*
weight:	13 lbs. *(5.9 kg)*
cubic feet:	3.0
includes:	Faucet on 8″ *(203mm)* center, basket drain.

100 Industrial Boulevard, Clayton, DE 19938-8903 U.S.A.
Phone: 800-441-8440 or 302-653-3000. Fax: 302-653-2065
http://www.eaglegrp.com

EAGLE GROUP
Profit from the Eagle Advantage®

Hand Sink Accessories - Faucets & Valves

see spec sheet **EG20.52A**

FEATURES:
- All faucets below feature 4″ *(102mm)* centers, except where noted.

Note: Faucets listed are lead-free AB1953-compliant.

Can be shipped UPS.



splash mounted faucet



deck mounted faucet



deck mounted faucet with 8″ spout



drinking bubbler

Standard Faucets

- With 4″ *(102mm)* center, except #313075.

description	model #
splash mounted, gooseneck spout	303987
wrist handles	307120
splash mounted with wrist handles, gooseneck spout	306495
deck mounted, gooseneck spout, 1/4-turn handles	302004
deck mounted, 8″ *(203mm)* spout, 1/4-turn handles	301248
drinking bubbler	318495
splash mounted, gooseneck spout, 8″ *(203mm)* center	313075

Repair Kit for Standard Faucets



- For faucets #303987, 302004, and 301248 only.

description	model #
hot/cold ceramic cartridge	368421

Faucet-Mount Emergency Eyewash Units



with "eye-pod" design

- Fits in place of standard aerator on spout.
- Both units meet ANSI Z358.1 standards.

description	model #
pull valve activation, includes two dust covers, chrome finish	326272
rotate to activate, polished stainless finish, "eye-pod" design	377563

IMPORTANT NOTE: If anti-scald valve (see below) is needed, order #373848 only.

Anti-Scald Valve for Faucet-Mount Emergency Eyewash Units

- This is the only anti-scald valve to be used with faucet-mount emergency eyewash units (above).
- Meets ANSI Z358.1 and ASSE 1071 standards.

description	model #
½″ *(13mm)* NPT, 65 - 90˚F	373848

Battery-Powered Electronic-Eye Faucets



T&S faucet

- Used as a replacement to sinks on page 165 *(by adding suffix **"-B")***, or as a replacement faucet for sinks on page 166 via the model number below.

description	model #
Splash mount. Comes with four "AA" batteries and built-in low-battery indicator	326014
Upgrade: T&S electric-eye faucet, splash-mtd with batteries and AC adapter for dual operation. With AC adapter plugged in, faucet automatically switches to AC power to conserve batteries.	356128

Short 90˚ for Splash Mount Faucets



description	model #
set of two, 1/2″ NPT female x male	376740

Spouts/Spout Assemblies



description	model #
splash-mount replacement gooseneck for knee/foot valve-operated models	312162

Shut-Off Valve



- Antibacterial surface.
- Screws onto faucet aerator.
- Polished chrome finish.

description	model #
shut-off push bar	349921

Anti-Scald Valve



- Automatic shutdown with either hot or cold water failure.
- ASSE 1016 and 1017 listed.

IMPORTANT: Not for use with Faucet-Mount Emergency Eyewash Units.

description	model #
½″ *(13mm)* NPT, 100 - 145˚F	326696

Hand Sink Accessories - Valves

see spec sheet **EG20.52A**

Can be shipped UPS.

(•) MTS *(made to stock)* / ( ) MTO *(made to order)*

Temperature Adjustment Valve ("Mixing Valve")

- For hand sinks with AC-powered electronic faucet or hand sinks with single pedal valves.
- Cast brass body.
- ⅜″ *(10mm)* all connections.



description	model #
built-in check valves to prevent backflow and adjustment screw valves to mix hot and cold	326015

Non-Adjustable Y-Inlet Mixing Valve

- For electronic hand sinks and hand sinks with single pedal valves only.
- "Y" shaped single-piece component. Chrome-plated brass body.



description	model #
Male connections; threads are ⅝-24 UNEF	342938

Tempering Valve

- Maximum output of 120˚F.
- Maximum pressure of 150 psi.
- ASSE 1016 and 1070 listed.



description	model #
thermoplastic body, ⅜″ *(10mm)* male compression fittings, 80˚F-120˚F, 0.5-2.5 gpm, built-in check valve	375612



single foot pedal valve



double foot pedal valve



knee pedal valve

Pedal Valves

description	DOUBLE PEDALS model #	SINGLE PEDALS model #
foot pedal valve, floor mount	300604	355994
knee pedal valve	313481	351738

Replacement Cartridge for all Pedal Valves: **Model # 374955.** Consult factory for pricing.

Hand Sink Accessories - Miscellaneous

see spec sheet **EG20.52B**

Can be shipped UPS.

(•) MTS *(made to stock)* / ( ) MTO *(made to order)*



#318496 towel dispenser



#DP-10 towel dispenser



#384796 towel dispenser

Towel/Soap Dispensers

description	model #
type 304 with conventional soap dispenser	DP-10 *•
type 304 stainless, with electric eye soap dispenser	DP-20 *
type 304 stainless, wall mounted	318496
break-resistant plastic, touchless, wall mounted	384796

* Fits all HSA hand sinks except Space Saver models.



conventional soap dispenser



soap dispenser with electric eye



deck mount soap dispenser

Soap Dispensers

description	model #
soap dispenser, conventional, 12-oz	300602
soap dispenser, wall mounted with electric eye	377456
soap dispenser, deck-mount, 16-oz	324074

Hand Sanitizing Dispenser

description	model #
Purell/LTX, wall mounted	377455



hand sanitizing dispenser

Plumbing

description	model #
tail piece, nickel-plated	300791
P-trap, nickel-plated	300789



tail piece



P-trap



nail brush

nail brush holder

Nail Brush and Nail Brush Holder

- To order nail brush and nail brush holder, add suffix **"-NB"** to hand sink model number. **Example: HSA-10-F-NB .**

description	model #
infectious-control nail brush made of FDA-approved material, splash-mount stainless steel nail brush holder	add suffix **"-NB"**

100 Industrial Boulevard, Clayton, DE 19938-8903 U.S.A.
Phone: 800-441-8440 or 302-653-3000. Fax: 302-653-2065
http://www.eaglegrp.com

EAGLE GROUP
Profit from the Eagle Advantage®

Hand Sink Accessories - Miscellaneous

Can be shipped UPS.

see spec sheet **EG20.52B**

(•) MTS *(made to stock)* / ( ) MTO *(made to order)*

Waste Receptacle

- U.S. Patent #5,732,422.
- 20 gauge stainless steel.
- Removable.
- Comes with skirt.
- Must be factory installed.

Note: To order, add suffix **"-T"** to hand sink model number. **Example: HSA-10-F-T.**

for models:	model #
HSA-10; HSA-10-F; HSA-10-FA; HSA-10-FDP; HSA-10-FE; HSA-10-FDPE; HSA-10-FDPEE; and HSA-10-FW	add suffix **"-T"**



HSA-10-FDP-T hand sink with waste receptacle

End Splashes…

- Type 304 stainless steel.

Note: Will not work with Space Saver Hand Sinks *(page 171)* that have faucets with wrist handles.

…Factory-installed

Notes: To order, add suffix **"-LS"** *(left end splash)*, **"-RS"** *(right end splash)*, or **"-LRS"** *(both end splashes)*. **Example: HSA-10-F-LRS.**

MICROGARD® cannot be put on hand sinks with end splashes.

descriptions	model #
left end splash only	add suffix **"-LS"**
right end splash only	add suffix **"-RS"**
left and right end splash	add suffix **"-LRS"**



hand sink with optional end splashes

…for Field-installation

descriptions	model #
one self-adhesive side splash, can be used for right or left application	**HSA-SSK** •
same as above, but fits only on Physically Challenged sinks *(page 169)*	**HSAP-SSK**



pair of end splashes for field installation



polymer lever drain

Wall Brackets

- 14 gauge type 304 stainless steel.

descriptions	model #
side mounting, one pair	**606396** •
same as above, but fit only Space Saver models	**611869**



pair of wall brackets

Skirt Assembly

- Type 304 stainless steel.

fits models:	model #
HSA-10; HSA-10-F; HSA-10-FA; HSA-10-FDP; HSA-10-FE; HSA-10-FDPE; HSA-10-FDPEE; and HSA-10-FW.	**606215** •
HSAN-10-F	**607560**



Drains

description	maximum flow rate gallons per minute	maximum flow rate gallons per hour	model #
polymer lever drain fits 3½″ *(89mm)* diameter holes	11	660	**319931**
overflow assembly for lever drain #319931 *(above)*	-	-	**319932**
1½″ *(38mm)* drain assembly, fits 2″ *(51mm)* dia. hole	12	720	**300886**
mini crumb cup for 1½″ *(38mm)* drain	-	-	**300966**
s/s basket drain assembly fits 3½″ *(89mm)* diameter holes w/crumb cups	18	1080	**300287**
cast metal lever drain with overflow assembly, with 7¼″ *(185mm)* long lever, fits 3½″ *(89mm)* diameter holes	-	-	**347771***

* Applicable only for hand sinks with overflow, replaces #319931/319932 assembly.

Hot Water Heater

see spec sheet **EG20.52B**



99% EFFICIENT!
Flow switch activates heater only on demand—no standby heat loss.

No temperature/pressure relief valve needed (check local codes), reducing installation cost.

applicable hand sinks include:	add suffix #
HSA-10; HSA-10-F; HSA-10-FA; HSA-10-FDP; HSA-10-FE; HSA-10-FDPE; HSA-10-FDPEE; HSA-10-FW; HSA-10-FA-P; and HSAD-10-F.	**"-WH"**

FEATURES:

- For EAGLE hand sinks with 10″ x 14″ *(254 x 356mm)* rounded bowl.
- Stainless steel pedestal base features notches for electrical wiring and front access panel.
- Unit comes equipped with an energy-saving tankless water heater. 120V 29A electricity. 0.5 GPM. 150 PSI maximum operating pressure (minimum 25 PSI).
- Water is heated instantaneously when faucet is on.
- To order, add suffix **"-WH"** to model number and consult factory for pricing.
  Example: HSA-10-FDPEE-WH

Note: Must be field-wired.

(•) MTS *(made to stock)* / ( ) MTO *(made to order)*

Lavatory Sinks NSF

see spec sheet **EG20.12**

Replacements for Lavatory Sinks

description	to fit process sink model #	model #
splash mount spout	P1916, P1916FE, W1916	**300600**
drain assembly	P1916, P1916FE, W1916,	**300287**
temperature adjustment valve, or "mixing valve"	P1916FE	**326015**

FEATURES:

- A marine edge.
- Type 304 stainless steel sink bowl.
- Gooseneck spout.
- Soap dispenser.
- Basket drain.
- Wall mount and pedestal models available.

(•) MTS *(made to stock)* / ( ) MTO *(made to order)*

W1916-FA •



wall mounted

bowl size:	15¾″ x 19¾″ x 8⅞″ *(400 x 500 x 225mm)*
sink overall size:	23″ x 24¼″ x 16⅛″ *(584 x 616 x 408mm)*
shipping wt:	35 lbs., 15.9 kg
cubic feet:	1.6
includes:	Gooseneck faucet, soap dispenser, basket drain.

P1916 •



pedestal mounted, foot pedal valve

bowl size:	15¾″ x 19¾″ x 8⅞″ *(400 x 500 x 225mm)*
sink overall size:	23″ x 24¼″ x 39⅛″ *(584 x 616 x 992mm)*
shipping wt:	48 lbs., 21.8 kg
cubic feet:	1.6
includes:	Gooseneck spout, soap dispenser, pedestal with foot valves, basket drain.

W1916



wall mounted, knee valve operation

bowl size:	15¾″ x 19¾″ x 8⅞″ *(400 x 500 x 225mm)*
sink overall size:	23″ x 24¼″ x 16⅛″ *(584 x 616 x 408mm)*
shipping wt:	43 lbs., 19.5 kg
cubic feet:	1.6
includes:	Gooseneck spout, soap dispenser, knee valves, basket drain.

P1916FE



pedestal mounted, electronic-eye operation

bowl size:	15¾″ x 19¾″ x 8⅞″ *(400 x 500 x 225mm)*
sink overall size:	23″ x 24¼″ x 39⅛″ *(584 x 616 x 992mm)*
shipping wt:	48 lbs., 21.8 kg
cubic feet:	1.6
includes:	Gooseneck spout with electronic-eye operation, soap dispenser, pedestal, basket drain.

100 Industrial Boulevard, Clayton, DE 19938-8903 U.S.A.
Phone: 800-441-8440 or 302-653-3000. Fax: 302-653-2065
http://www.eaglegrp.com

EAGLE GROUP
Profit from the Eagle Advantage®

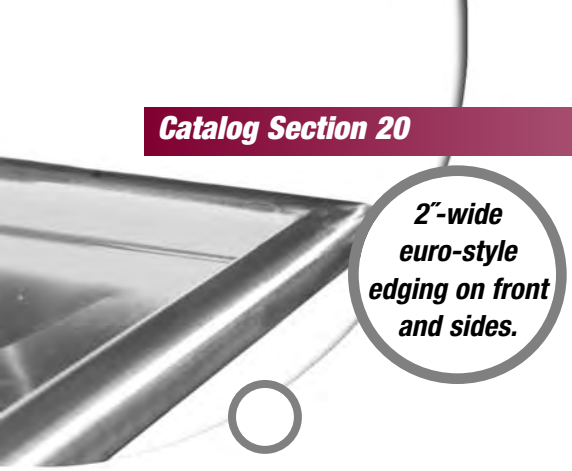

Sink Kits for 412, 414, and 314 Series Sinks

see spec sheet **EG20.51A**

Standard Sink Kit components:

Stainless steel gussets (welded to sink)

Stainless steel crossbraced legs

Stainless steel feet

T&S faucet #313293

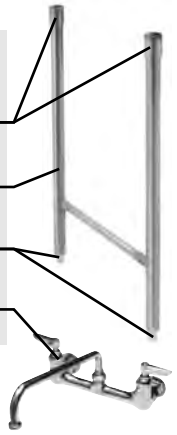



lever drain (with Kit B)



twist handle drain (with Kit D)

Kit A

description	to add kit to sink add suffix
Standard Sink Kit components (see above)	**-CLF**

Kit B

description	to add kit to sink add suffix
Standard Sink Kit components, plus lever drain	**-CLFD**

Kit C

description	to add kit to sink add suffix
Standard Sink Kit components, plus lever drain with overflow	**-CLFDO**

Kit D

description	to add kit to sink add suffix
Standard Sink Kit components, plus twist handle drain and twist handle bracket	**-CLFDT**

Kit E

description	to add kit to sink add suffix
Standard Sink Kit components, plus twist handle drain with overflow and twist handle bracket	**-CLFDOT**

412, 414, and 314 Series Sinks
Deep Drawn Construction

- Deep drawn seamless coved corner sink bowls of all units have a generous radius and are rectangular for maximum capacity.
- Legs are galvanized, 1⅝˝ *(41mm)* diameter.
- Crossbraced front-to-back with 1˝ *(25mm)* diameter galvanized tubing.
- Leg gussets are welded to a die-cut heavy-gauge reinforcing plate, and welded adjacent to sink bowl for maximum stability and support.
- 9½˝ *(241mm)* standard backsplash includes 1˝ *(25mm)* upturn and tile edge for easy installation and feathering to wall/splash surface.
- Basket-type waste drains are included to fit sink bowl's 3½˝ *(89mm)* opening and feature 1½˝ *(38mm)* outlet.
- 30˝ and 36˝ *(762 and 914mm)* drainboards available upon request.

Note: Stainless steel legs with front-to-back crossbracing available *(does not include stainless steel feet).*
To order, add suffix **"-SL"** to model number **(example: 414-16-1-SL)**.

To order stainless steel legs and gussets, add suffix **"-SLG"** to model number **(example: 414-16-1-SLG).**

Adjustable front-to-back crossbracing available.
Add suffix **"-ACB"** to model number **(example:** 414-16-1-**ACB)**

Left-to-right crossbracing available.
For galvanized, add **5% to list price** and suffix **"-CBG"** to model number.
For stainless steel *(does not include stainless steel legs)*, **add 10% to list price** and suffix **"-CBS"** to model number **(example: 414-16-1-CBS).**

Twist drain brackets available.
Works in conjunction with optional twist handle drains *(not included – see page 260)*. To order, add suffix **"-TB"** to model number. **(example: 414-16-1-TB).**

For overflow hole *(does not include drain)*, add suffix **"-OF"** to model number **(example: 414-16-1-OF).**
Sink accessories, see pages 204-206.

All shipping weights and cubic feet are approximate.

ALL SINKS SHIPPED FULLY CRATED.

Consult factory for pricing.

412, 414, and 314 Series Sinks
One-Compartment Sinks (NSF)

see spec sheets **EG20.03** **EG20.23** **EG20.27**



one-compartment sink with double drainboards

one-compartment sink with one drainboard

412 SERIES:
- All heavy gauge type 430 construction.
- 10½″ *(267mm)* deep sink bowl.
- 44″ (1118mm) overall height.

414 SERIES:
- 14″ *(356mm)* deep heavy gauge type 304 sink bowl with type 430 drainboards, and backsplash.
- 44″ (1118mm) overall height.

314 SERIES:
- All heavy gauge type 304 construction.
- 14″ *(356mm)* deep sink bowl.
- 44″ (1118mm) overall height.

Note: For sink kits, see page 177.

(•) MTS *(made to stock)* / ( ) MTO *(made to order)*

One Compartment, No Drainboards

bowl size width x length in.	mm	drainboard length in.	mm	weight lbs.	kg	cu ft	overall size width x length in.	mm	GOOD 412 Series - see spec sheet - EG20.03 model #	BETTER 414 Series - see spec sheet - EG20.23 model #	BEST 314 Series - see spec sheet - EG20.27 model #
20″ x 16″	508 x 406	–		93	42.2	10.5	27½″ x 23¼″	699 x 591	**412-16-1** •	**414-16-1** •	**314-16-1** •
24″ x 18″	610 x 457	–		95	43.1	10.0	31¾″ x 25½″	807 x 648	–	**414-18-1** •	**314-18-1**
22″ x 22″	559 x 559	–		100	45.4	14.5	29¾″ x 29½″	756 x 749	–	**414-22-1** •	**314-22-1**
24″ x 24″	610 x 610	–		135	61.2	16.5	31¾″ x 31½″	807 x 800	–	**414-24-1** •	**314-24-1**

One Compartment, One Drainboard *(right or left)*

bowl size width x length in.	mm	drainboard length in.	mm	weight lbs.	kg	cu ft	overall size width x length in.	mm	GOOD 412 Series - see spec sheet - EG20.03 model #	BETTER 414 Series - see spec sheet - EG20.23 model #	BEST 314 Series - see spec sheet - EG20.27 model #
20″ x 16″	508 x 406	18″	457	96	43.6	18.1	27½″ x 38⅞″	699 x 987	**412-16-1-18R or L** •	**414-16-1-18R or L** •	**314-16-1-18R or L**
		24″	610	99	44.9	19.5	27½″ x 44⅞″	699 x 1140	**412-16-1-24R or L**	**414-16-1-24R or L** •	**314-16-1-24R or L** •
24″ x 18″	610 x 457	18″	457	110	49.9	22.0	31¾″ x 40¾″	807 x 1035	–	**414-18-1-18R or L**	**314-18-1-18R or L**
		24″	610	120	54.4	22.9	31¾″ x 46¾″	807 x 1188	–	**414-18-1-24R or L**	**314-18-1-24R or L**
22″ x 22″	559 x 559	18″	457	115	52.2	23.0	29¾″ x 45″	756 x 1143	–	**414-22-1-18R or L**	**314-22-1-18R or L**
		24″	610	127	57.6	26.0	29¾″ x 51″	756 x 1295	–	**414-22-1-24R or L**	**314-22-1-24R or L**
24″ x 24″	610 x 610	18″	457	143	64.9	25.0	31¾″ x 46¾″	807 x 1188	–	**414-24-1-18R or L**	**314-24-1-18R or L**
		24″	610	178	80.7	28.6	31¾″ x 52¾″	787 x 1340	–	**414-24-1-24R or L** •	**314-24-1-24R or L**

One Compartment, One Drainboard *(right or left)*

bowl size width x length in.	mm	drainboard length in.	mm	weight lbs.	kg	cu ft	overall size width x length in.	mm	GOOD 412 Series - see spec sheet - EG20.03 model #	BETTER 414 Series - see spec sheet - EG20.23 model #	BEST 314 Series - see spec sheet - EG20.27 model #
20″ x 16″	508 x 406	18″	457	133	60.3	25.7	27½″ x 54½″	699 x 1384	**412-16-1-18** •	**414-16-1-18**	**314-16-1-18**
		24″	610	135	61.2	30.8	27½″ x 66½″	699 x 1689	**412-16-1-24**	**414-16-1-24**	**314-16-1-24**
24″ x 18″	610 x 457	18″	457	121	54.9	29.6	31¾″ x 56″	807 x 1422	–	**414-18-1-18**	**314-18-1-18**
		24″	610	140	63.5	38.1	31¾″ x 68″	807 x 1727	–	**414-18-1-24**	**314-18-1-24**
22″ x 22″	559 x 559	18″	457	125	56.7	30.3	29¾″ x 60½″	756 x 1537	–	**414-22-1-18**	**314-22-1-18**
		24″	610	145	65.8	37.1	29¾″ x 72½″	756 x 1842	–	**414-22-1-24**	**314-22-1-24**
24″ x 24″	610 x 610	18″	457	176	79.8	32.5	31¾″ x 62″	807 x 1575	–	**414-24-1-18**	**314-24-1-18**
		24″	610	189	85.7	40.6	31¾″ x 74″	807 x 1880	–	**414-24-1-24**	**314-24-1-24**

100 Industrial Boulevard, Clayton, DE 19938-8903 U.S.A.
Phone: 800-441-8440 or 302-653-3000. Fax: 302-653-2065
http://www.eaglegrp.com

EAGLE GROUP
Profit from the Eagle Advantage®

412, 414, and 314 Series Sinks
Two-Compartment Sinks (NSF)

see spec sheets EG20.03 EG20.24 EG20.28



two-compartment sink with double drainboards

two-compartment sink with no drainboards

412 SERIES:
- All heavy gauge type 430 construction.
- 10½″ *(267mm)* deep sink bowls.
- 44″ (1118mm) overall height.

414 SERIES:
- 14″ *(356mm)* deep heavy gauge type 304 sink bowls with type 430 drainboards, and backsplash.
- 44″ (1118mm) overall height.

314 SERIES:
- All heavy gauge type 304 construction.
- 14″ *(356mm)* deep sink bowls.
- 44″ (1118mm) overall height.

Note: For sink kits, see page 177.

(•) MTS *(made to stock)* / ( ) MTO *(made to order)*

Two Compartments, No Drainboards

bowl size width x length in.	bowl size width x length mm	drainboard length in.	drainboard length mm	weight lbs.	weight kg	cu ft	overall size width x length in.	overall size width x length mm	GOOD 412 Series - see spec sheet - EG20.03 model #	BETTER 414 Series - see spec sheet - EG20.24 model #	BEST 314 Series - see spec sheet - EG20.28 model #
20″ x 16″	508 x 406	–		69	31.3	18.1	27½″ x 41″	699 x 1041	412-16-2 •	414-16-2 •	314-16-2 •
24″ x 18″	610 x 457	–		75	33.8	24.0	31¾″ x 45½″	807 x 1156	–	414-18-2 •	314-18-2
22″ x 22″	559 x 559	–		80	36.3	25.8	29¾″ x 53½″	756 x 1359	–	414-22-2	314-22-2
24″ x 24″	610 x 610	–		91	41.3	29.6	31¾″ x 57½″	807 x 1461	–	414-24-2 •	314-24-2 •

Two Compartments, One Drainboard *(right or left)*

bowl size width x length in.	bowl size width x length mm	drainboard length in.	drainboard length mm	weight lbs.	weight kg	cu ft	overall size width x length in.	overall size width x length mm	GOOD 412 Series - see spec sheet - EG20.03 model #	BETTER 414 Series - see spec sheet - EG20.24 model #	BEST 314 Series - see spec sheet - EG20.28 model #
20″ x 16″	508 x 406	18″	457	127	57.6	25.7	27½″ x 56⅝″	699 x 1438	412-16-2-18R or L •	414-16-2-18R or L •	314-16-2-18R or L
		24″	610	156	70.8	28.3	27½″ x 62⅝″	699 x 1591	412-16-2-24R or L	414-16-2-24R or L •	314-16-2-24R or L
24″ x 18″	610 x 457	18″	457	131	59.4	33.0	31¾″ x 60¾″	807 x 1543	–	414-18-2-18R or L	314-18-2-18R or L
		24″	610	158	71.7	35.0	31¾″ x 66¾″	807 x 1696	–	414-18-2-24R or L	314-18-2-24R or L
22″ x 22″	559 x 559	18″	457	190	86.2	34.0	29¾″ x 69″	756 x 1753	–	414-22-2-18R or L	314-22-2-18R or L
		24″	610	193	87.6	37.1	29¾″ x 75″	756 x 1905	–	414-22-2-24R or L	314-22-2-24R or L
24″ x 24″	610 x 610	18″	457	192	87.1	38.0	31¾″ x 72¾″	807 x 1847	–	414-24-2-18R or L	314-24-2-18R or L
		24″	610	208	94.4	41.6	31¾″ x 78¾″	807 x 2000	–	414-24-2-24R or L •	314-24-2-24R or L

Two Compartments, Double Drainboards

bowl size width x length in.	bowl size width x length mm	drainboard length in.	drainboard length mm	weight lbs.	weight kg	cu ft	overall size width x length in.	overall size width x length mm	GOOD 412 Series - see spec sheet - EG20.03 model #	BETTER 414 Series - see spec sheet - EG20.24 model #	BEST 314 Series - see spec sheet - EG20.28 model #
20″ x 16″	508 x 406	18″	457	154	69.9	32.8	27½″ x 72¼″	699 x 1848	412-16-2-18 •	414-16-2-18 •	314-16-2-18
		24″	610	171	77.6	38.5	27½″ x 84¼″	660 x 2140	412-16-2-24	414-16-2-24 •	314-16-2-24
24″ x 18″	610 x 457	18″	457	156	70.8	43.8	31¾″ x 76″	807 x 1930	–	414-18-2-18	314-18-2-18
		24″	610	180	81.7	48.7	31¾″ x 88″	807 x 2235	–	414-18-2-24	314-18-2-24
22″ x 22″	559 x 559	18″	457	195	88.5	42.0	29¾″ x 84½″	756 x 2146	–	414-22-2-18	314-22-2-18
		24″	610	198	89.8	48.5	29¾″ x 96½″	756 x 2451	–	414-22-2-24	314-22-2-24
24″ x 24″	610 x 610	18″	457	204	92.5	47.0	31¾″ x 88″	807 x 2235	–	414-24-2-18	314-24-2-18
		24″	610	211	95.7	53.6	31¾″ x 100″	807 x 2540	–	414-24-2-24 •	314-24-2-24

412, 414, and 314 Series Sinks
Three-Compartment Sinks (NSF)

see spec sheets **EG20.03** **EG20.25** **EG20.29**



three-compartment sink with double drainboards (faucet not included)

three-compartment sink with no drainboards

412 SERIES:
- All heavy gauge type 430 construction.
- 10½″ *(267mm)* deep sink bowls.
- 44″ (1118mm) overall height.

414 SERIES:
- 14″ *(356mm)* deep heavy gauge type 304 sink bowls with type 430 drainboards, and backsplash.
- 44″ (1118mm) overall height.

314 SERIES:
- All heavy gauge type 304 construction.
- 14″ *(356mm)* deep sink bowls.
- 44″ (1118mm) overall height.

Note: For sink kits, see page 177.

(•) MTS *(made to stock)* / ( ) MTO *(made to order)*

Three Compartments, No Drainboards

bowl size width x length in.	mm	drainboard length in.	mm	weight lbs.	kg	cu ft	overall size width x length in.	mm	GOOD 412 Series *- see spec sheet - EG20.03* model #	BETTER 414 Series *- see spec sheet - EG20.25* model #	BEST 314 Series *- see spec sheet - EG20.29* model #
20″ x 16″	508 x 406	–		165	74.8	25.7	27½″ x 58¾″	699 x 1492	**412-16-3 •**	**414-16-3 •**	**314-16-3 •**
24″ x 18″	610 x 457	–		167	75.8	33.0	31¾″ x 65½″	807 x 1664	–	**414-18-3 *•**	**314-18-3 ***
22″ x 22″	559 x 559	–		170	77.1	37.1	29¾″ x 77½″	756 x 1969	–	**414-22-3 ***	**314-22-3 ***
24″ x 24″	610 x 610	–		175	79.4	41.5	31¾″ x 83½″	807 x 2121	–	**414-24-3 *•**	**314-24-3 ***

* Features two sets of faucet holes.

Three Compartments, One Drainboard *(right or left)*

bowl size width x length in.	mm	drainboard length in.	mm	weight lbs.	kg	cu ft	overall size width x length in.	mm	GOOD 412 Series *- see spec sheet - EG20.03* model #	BETTER 414 Series *- see spec sheet - EG20.25* model #	BEST 314 Series *- see spec sheet - EG20.29* model #
20″ x 16″	508 x 406	18″	457	170	77.1	33.3	27½″ x 74⅜″	699 x 1889	**412-16-3-18R or L •**	**414-16-3-18R or L •**	**314-16-3-18R or L**
		24″	610	190	86.2	35.8	27½″ x 80⅜″	699 x 2042	**412-16-3-24R or L**	**414-16-3-24R or L**	**314-16-3-24R or L**
24″ x 18″	610 x 457	18″	457	206	93.4	42.0	31¾″ x 80¾″	807 x 2051	–	**414-18-3-18R or L ***	**314-18-3-18R or L ***
		24″	610	228	103.4	68.0	31¾″ x 86¾″	807 x 2203	–	**414-18-3-24R or L ***	**314-18-3-24R or L ***
22″ x 22″	559 x 559	18″	457	224	101.6	45.0	29¾″ x 93″	756 x 2362	–	**414-22-3-18R or L ***	**314-22-3-18R or L ***
		24″	610	235	106.6	48.4	29¾″ x 99″	756 x 2515	–	**414-22-3-24R or L ***	**314-22-3-24R or L ***
24″ x 24″	610 x 610	18″	457	226	102.5	50.0	31¾″ x 98¾″	807 x 2508	–	**414-24-3-18R or L ***	**314-24-3-18R or L ***
		24″	610	250	113.4	54.6	31¾″ x 104¾″	807 x 2661	–	**414-24-3-24R or L *•**	**314-24-3-24R or L ***

* Features two sets of faucet holes.

Three Compartments, Double Drainboards

bowl size width x length in.	mm	drainboard length in.	mm	weight lbs.	kg	cu ft	overall size width x length in.	mm	GOOD 412 Series *- see spec sheet - EG20.03* model #	BETTER 414 Series *- see spec sheet - EG20.25* model #	BEST 314 Series *- see spec sheet - EG20.29* model #
20″ x 16″	508 x 406	18″	457	175	79.4	40.9	27½″ x 90″	699 x 2286	**412-16-3-18 •**	**414-16-3-18 •**	**314-16-3-18 •**
		24″	610	204	92.5	46.0	27½″ x 102″	699 x 2591	**412-16-3-24 •**	**414-16-3-24 •**	**314-16-3-24 •**
24″ x 18″	610 x 457	18″	457	224	101.6	50.5	31¾″ x 96″	807 x 2438	–	**414-18-3-18 *•**	**314-18-3-18 *•**
		24″	610	232	105.2	57.0	31¾″ x 108″	807 x 2743	–	**414-18-3-24 *•**	**314-18-3-24 *•**
22″ x 22″	559 x 559	18″	457	231	104.8	54.0	29¾″ x 108½″	756 x 2756	–	**414-22-3-18 *•**	**314-22-3-18 ***
		24″	610	239	108.4	59.6	29¾″ x 120½″	756 x 3061	–	**414-22-3-24 *•**	**314-22-3-24 *•**
24″ x 24″	610 x 610	18″	457	249	113.0	60.0	31¾″ x 114″	807 x 2896	–	**414-24-3-18 *•**	**314-24-3-18 ***
		24″	610	260	117.9	65.2	31¾″ x 126″	807 x 3200	–	**414-24-3-24 *•**	**314-24-3-24 ***

* Features two sets of faucet holes.

100 Industrial Boulevard, Clayton, DE 19938-8903 U.S.A.
Phone: 800-441-8440 or 302-653-3000. Fax: 302-653-2065
http://www.eaglegrp.com

EAGLE GROUP
Profit from the Eagle Advantage®

414 and 314 Series Sinks
Four-Compartment Sinks (NSF)

see spec sheets **EG20.26** **EG20.30**



four-compartment sink with double drainboards

2″-wide euro-style edging

414 SERIES:
- 14″ *(356mm)* deep heavy gauge type 304 sink bowls with type 430 drainboards, and backsplash.
- 44″ (1118mm) overall height.
- Two sets of faucet holes.

314 SERIES:
- All heavy gauge type 304 construction.
- 14″ *(356mm)* deep sink bowls.
- 44″ (1118mm) overall height.
- Two sets of faucet holes.

Note: For sink kits, see page 177.

(•) MTS *(made to stock)* / ( ) MTO *(made to order)*

Four Compartments, No Drainboards

bowl size width x length		drainboard length		weight		cu	overall size width x length		BETTER 414 Series - see spec sheet - EG20.26	BEST 314 Series - see spec sheet - EG20.30
in.	mm	in.	mm	lbs.	kg	ft	in.	mm	model #	model #
20″ x 16″	508 x 406	n/a	n/a	180	81.7	33.3	27½″ x 76½″	699 x 1943	**414-16-4**	**314-16-4**
24″ x 18″	610 x 457	n/a	n/a	218	98.9	48.4	31¾″ x 85½″	807 x 2172	**414-18-4**	**314-18-4**
24″ x 24″	610 x 610	n/a	n/a	231	104.5	55.6	31¾″ x 109½″	807 x 2783	**414-24-4**	**314-24-4**

Four Compartments, One Drainboard *(right or left)*

bowl size width x length		drainboard length		weight		cu	overall size width x length		BETTER 414 Series - see spec sheet - EG20.26	BEST 314 Series - see spec sheet - EG20.30
in.	mm	in.	mm	lbs.	kg	ft	in.	mm	model #	model #
20″ x 16″	508 x 406	18″	457	195	88.5	41.0	27½″ x 92⅛″	699 x 2340	**414-16-4-18R or L**	**314-16-4-18R or L**
		24″	610	235	106.6	43.4	27½″ x 98⅛″	699 x 2492	**414-16-4-24R or L**	**314-16-4-24R or L**
24″ x 18″	610 x 457	18″	457	225	102.1	49.0	31¾″ x 100¾″	807 x 2559	**414-18-4-18R or L**	**314-18-4-18R or L**
		24″	610	254	115.2	59.6	31¾″ x 106¾″	807 x 2711	**414-18-4-24R or L**	**314-18-4-24R or L**
24″ x 24″	610 x 610	18″	457	248	112.5	61.0	31¾″ x 124¾″	807 x 3169	**414-24-4-18R or L**	**314-24-4-18R or L**
		24″	610	278	126.1	67.7	31¾″ x 130¾″	807 x 3321	**414-24-4-24R or L**	**314-24-4-24R or L**

Four Compartments, Double Drainboards

bowl size width x length		drainboard length		weight		cu	overall size width x length		BETTER 414 Series - see spec sheet - EG20.26	BEST 314 Series - see spec sheet - EG20.30
in.	mm	in.	mm	lbs.	kg	ft	in.	mm	model #	model #
20″ x 16″	508 x 406	18″	457	231	104.8	48.5	27½″ x 107¾″	699 x 2737	**414-16-4-18 •**	**314-16-4-18**
		24″	610	238	108.0	53.6	27½″ x 119¾″	699 x 3042	**414-16-4-24**	**314-16-4-24**
24″ x 18″	610 x 457	18″	457	247	112.0	65.0	31¾″ x 116″	807 x 2946	**414-18-4-18**	**314-18-4-18**
		24″	610	262	118.8	70.9	31¾″ x 128″	807 x 3251	**414-18-4-24**	**314-18-4-24**
24″ x 24″	610 x 610	18″	457	263	119.3	73.0	31¾″ x 140″	807 x 3556	**414-24-4-18**	**314-24-4-18**
		24″	610	293	132.9	79.7	31¾″ x 152″	807 x 3861	**414-24-4-24 •**	**314-24-4-24**

Stainless Steel Cleaner & Polish

weight		
oz.	kg	model #
15	0.4	**004026**



FEATURES:
- Cleans and polishes in one step.
- Does not streak or leave fingerprints.
- Leaves a protective invisible coating.

SPEC-MASTER® FN Series Coved Corner Sinks
One-Compartment Sinks (NSF)

see spec sheet **EG20.32**



FEATURES:

- 14 gauge 300 series 18-8 stainless steel.
- All bowls are 14″ *(356mm)* deep and have ⅝″ *(16mm)* radius corners, both vertical and horizontal.
- Stainless steel gussets, feet, legs and crossbracing.
- Adjustable crossbracing front-to-back and side-to-side for increased stability.
- 9½″ *(241mm)* standard backsplash includes 1″ *(25mm)* upturn and tile edge.
- Basket-type waste drains are included to fit sink bowl's 3½″ *(89mm)* opening and feature 1½″ *(38mm)* outlet.
- 30″ and 36″ *(762 and 914mm)* drainboards* available upon request.
- 44½″ (1130mm) overall height.

Notes: **Twist drain brackets available.** Works in conjunction with optional twist handle drains *(not included – see page 204)*. To order, add suffix **"-TB"** to model number **(example: FN2016-1-14/3-TB).**

For **overflow hole** *(does not include drain),* add suffix **"-OF"** to model number **(example: FN2016-1-14/3-OF)**.

Consult factory for pricing.

***** On sinks with drainboard(s) 30″ and 36″, legs are under the outer end of the drainboard(s).

Note: All shipping weights and cubic feet are approximate.
ALL SINKS SHIPPED FULLY CRATED.
For sink accessories, see pages 204-206.
For sink kits, see page 186.

(•) MTS *(made to stock)* / ( ) MTO *(made to order)*

One Compartment, No Drainboards

bowl size width x length in.	mm	drainboard length in.	mm	weight lbs.	kg	cubic feet	overall size width x length in.	mm	model #
20″ x 16″	508 x 406	–		55	24.9	10.1	27″ x 21″	686 x 533	**FN2016-1-14/3**
20″ x 18″	508 x 457	–		58	26.3	11.9	27″ x 23″	686 x 584	**FN2018-1-14/3 •**
20″ x 20″	508 x 508	–		60	27.2	12.9	27″ x 25″	686 x 635	**FN2020-1-14/3**
24″ x 24″	610 x 610	–		122	55.3	17.8	31″ x 29″	787 x 737	**FN2424-1-14/3**
28″ x 20″	711 x 508	–		79	35.8	16.7	35″ x 25″	889 x 635	**FN2820-1-14/3**



One Compartment, One Drainboard *(right or left)*

bowl size width x length in.	mm	drainboard length in.	mm	weight lbs.	kg	cubic feet	overall size width x length in.	mm	model #
20″ x 16″	508 x 406	18″	457	68	30.9	18.7	27″ x 37½″	686 x 953	**FN2016-1-18R or L-14/3**
		24″	610	80	33.1	21.5	27″ x 43½″	686 x 1105	**FN2016-1-24R or L-14/3**
20″ x 18″	508 x 457	18″	457	76	34.4	20.3	27″ x 39½″	686 x 1003	**FN2018-1-18R or L-14/3**
		24″	610	81	36.7	22.4	27″ x 45½″	686 x 1156	**FN2018-1-24R or L-14/3**
20″ x 20″	508 x 508	24″	610	144	65.3	23.4	27″ x 47½″	686 x 1207	**FN2020-1-24R or L-14/3**
24″ x 24″	610 x 610	24″	610	151	68.5	30.5	31″ x 51½″	787 x 1308	**FN2424-1-24R or L-14/3**
28″ x 20″	711 x 508	24″	610	114	51.7	30.2	35″ x 47½″	889 x 1207	**FN2820-1-24R or L-14/3**

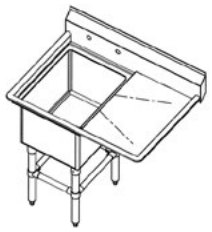

One Compartment, Double Drainboards

bowl size width x length in.	mm	drainboard length in.	mm	weight lbs.	kg	cubic feet	overall size width x length in.	mm	model #
20″ x 16″	508 x 406	18″	457	93	37.6	26.3	27″ x 54″	686 x 1372	**FN2016-1-18-14/3**
		24″	610	113	51.3	32.0	27″ x 66″	686 x 1676	**FN2016-1-24-14/3**
20″ x 18″	508 x 457	18″	457	96	43.5	28.7	27″ x 56″	686 x 1422	**FN2018-1-18-14/3**
		24″	610	161	73.0	32.9	27″ x 68″	686 x 1727	**FN2018-1-24-14/3**
20″ x 20″	508 x 508	24″	610	184	83.5	33.9	27″ x 70″	686 x 1778	**FN2020-1-24-14/3**
24″ x 24″	610 x 610	24″	610	182	82.6	43.9	31″ x 74″	787 x 1880	**FN2424-1-24-14/3**
28″ x 20″	711 x 508	24″	610	166	75.3	43.8	35″ x 70″	889 x 1778	**FN2820-1-24-14/3**

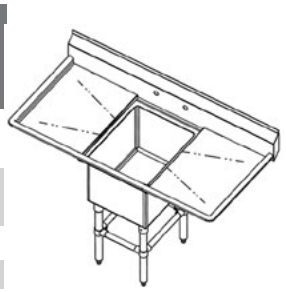

100 Industrial Boulevard, Clayton, DE 19938-8903 U.S.A.
Phone: 800-441-8440 or 302-653-3000. Fax: 302-653-2065
http://www.eaglegrp.com

EAGLE GROUP
Profit from the Eagle Advantage®

SPEC-MASTER® FN Series Coved Corner Sinks
Two-Compartment Sinks (NSF)

see spec sheet **EG20.33**



FEATURES:

- 14 gauge 300 series 18-8 stainless steel.
- All bowls are 14″ *(356mm)* deep and have ⅝″ *(16mm)* radius corners, both vertical and horizontal.
- Stainless steel gussets, feet, legs and crossbracing.
- Adjustable crossbracing front-to-back and side-to-side for increased stability.
- 9½″ *(241mm)* standard backsplash includes 1″ *(25mm)* upturn and tile edge.
- Basket-type waste drains are included to fit sink bowls' 3½″ *(89mm)* opening and feature 1½″ *(38mm)* outlet.
- 30″ and 36″ *(762 and 914mm)* drainboards* available upon request.
- 44½″ (1130mm) overall height.

Notes: **Twist drain brackets available.** Works in conjunction with optional twist handle drains *(not included – see page 204)*. To order, add suffix **"-TB"** to model number **(example: FN2032-2-14/3-TB).**

For **overflow hole** *(does not include drain),* add suffix **"-OF"** to model number **(example: FN2032-2-14/3-OF).**

Consult factory for pricing.

* On sinks with drainboard(s) 30″ and 36″, legs are under the outer end of the drainboard(s).

Note: All shipping weights and cubic feet are approximate.
ALL SINKS SHIPPED FULLY CRATED.
For sink accessories, see pages 204-206.
For sink kits, see page 186.

(•) MTS *(made to stock)* / ( ) MTO *(made to order)*

Two Compartments, No Drainboards

bowl size width x length in.	mm	drainboard length in.	mm	weight lbs.	kg	cubic feet	overall size width x length in.	mm	model #
20″ x 16″	508 x 406	–		77	34.9	20.4	27″ x 39″	686 x 991	**FN2032-2-14/3**
20″ x 18″	508 x 457	–		82	37.2	22.4	27″ x 43″	686 x 1092	**FN2036-2-14/3**
20″ x 20″	508 x 508	–		86	39.0	23.9	27″ x 47″	686 x 1194	**FN2040-2-14/3**
24″ x 24″	610 x 610	–		157	71.2	32.2	31″ x 55″	787 x 1397	**FN2448-2-14/3**
28″ x 20″	711 x 508	–		165	74.8	31.3	35″ x 47″	889 x 1194	**FN2840-2-14/3**



Two Compartments, One Drainboard *(right or left)*

bowl size width x length in.	mm	drainboard length in.	mm	weight lbs.	kg	cubic feet	overall size width x length in.	mm	model #
20″ x 16″	508 x 406	18″	457	96	43.6	28.2	27″ x 55½″	686 x 1410	**FN2032-2-18R or L-14/3**
		24″	610	102	46.3	31.1	27″ x 61½″	686 x 1562	**FN2032-2-24R or L-14/3**
20″ x 18″	508 x 457	18″	457	101	45.8	30.6	27″ x 59½″	686 x 1511	**FN2036-2-18R or L-14/3**
		24″	610	107	48.5	33.1	27″ x 65½″	686 x 1664	**FN2036-2-24R or L-14/3**
20″ x 20″	508 x 508	24″	610	187	84.8	35.0	27″ x 69½″	686 x 1763	**FN2040-2-24R or L-14/3**
24″ x 24″	610 x 610	24″	610	183	83.0	45.0	31″ x 77½″	787 x 1969	**FN2448-2-24R or L-14/3**
28″ x 20″	711 x 508	24″	610	248	112.5	45.0	35″ x 69½″	889 x 1763	**FN2840-2-24R or L-14/3**

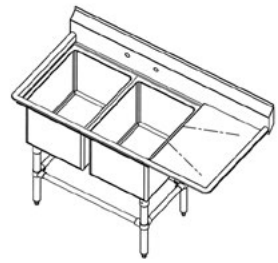

Two Compartments, Double Drainboards

bowl size width x length in.	mm	drainboard length in.	mm	weight lbs.	kg	cubic feet	overall size width x length in.	mm	model #
20″ x 16″	508 x 406	18″	457	133	60.3	36.0	27″ x 72″	686 x 1829	**FN2032-2-18-14/3**
		24″	610	127	57.6	41.8	27″ x 84″	686 x 2134	**FN2032-2-24-14/3**
20″ x 18″	508 x 457	18″	457	120	54.4	39.4	27″ x 76″	686 x 1930	**FN2036-2-18-14/3** •
		24″	610	132	59.9	43.8	27″ x 88″	686 x 2235	**FN2036-2-24-14/3**
20″ x 20″	508 x 508	24″	610	240	108.9	45.7	27″ x 92″	686 x 2337	**FN2040-2-24-14/3**
24″ x 24″	610 x 610	24″	610	235	106.6	58.4	31″ x 100″	787 x 2540	**FN2448-2-24-14/3**
28″ x 20″	711 x 508	24″	610	330	149.7	58.8	35″ x 92″	889 x 2337	**FN2840-2-24-14/3**

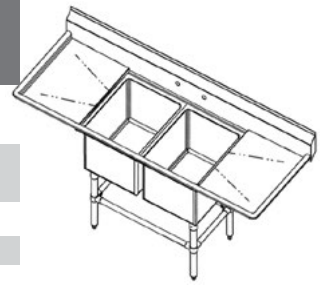

SPEC-MASTER® FN Series Coved Corner Sinks
Three-Compartment Sinks (NSF)

see spec sheet **EG20.34**



(faucets not included)

The Consultant's Choice

FEATURES:

- 14 gauge 300 series 18-8 stainless steel.
- All bowls are 14″ *(356mm)* deep and have ⅝″ *(16mm)* radius corners, both vertical and horizontal.
- Stainless steel gussets, feet, legs and crossbracing.
- Adjustable crossbracing front-to-back and side-to-side for increased stability.
- 9½″ *(241mm)* standard backsplash includes 1″ *(25mm)* upturn and tile edge.
- Basket-type waste drains are included to fit sink bowls' 3½″ *(89mm)* opening and feature 1½″ *(38mm)* outlet.
- 30″ and 36″ *(762 and 914mm)* drainboards* available upon request.
- 44½″ (1130mm) overall height.

Notes: **Twist drain brackets available.** Works in conjunction with optional twist handle drains *(not included – see page 204).* To order, add suffix **"-TB"** to model number **(example: FN2048-3-14/3-TB).**

For **overflow hole** *(does not include drain),* add suffix **"-OF"** to model number **(example: FN2048-3-14/3-OF).**

Consult factory for pricing.

* On sinks with drainboard(s) 30″ and 36″, legs are under the outer end of the drainboard(s).

Note: All shipping weights and cubic feet are approximate.
ALL SINKS SHIPPED FULLY CRATED.
For sink accessories, see pages 204-206.
For sink kits, see page 186.

(•) MTS *(made to stock)* / ( ) MTO *(made to order)*

Three Compartments, No Drainboards

bowl size width x length in.	mm	drainboard length in.	mm	weight lbs.	kg	cubic feet	overall size width x length in.	mm	model #
20″ x 16″	508 x 406	–		165	74.8	29.2	27″ x 57″	686 x 1448	**FN2048-3-14/3**
20″ x 18″	508 x 457	–		175	79.4	32.1	27″ x 63″	686 x 1600	**FN2054-3-14/3 ***
20″ x 20″	508 x 508	–		185	83.9	35.0	27″ x 69″	686 x 1753	**FN2060-3-14/3 ***
24″ x 24″	610 x 610	–		200	90.7	46.7	31″ x 81″	787 x 2057	**FN2472-3-14/3 ***
28″ x 20″	711 x 508	–		252	114.3	45.0	35″ x 69″	889 x 1753	**FN2860-3-14/3 ***

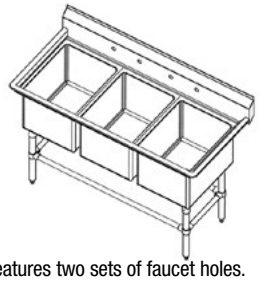

* Features two sets of faucet holes.

Three Compartments, One Drainboard *(right or left)*

bowl size width x length in.	mm	drainboard length in.	mm	weight lbs.	kg	cubic feet	overall size width x length in.	mm	model #
20″ x 16″	508 x 406	18″	457	176	79.8	36.9	27″ x 73½″	686 x 1867	**FN2048-3-18R or L-14/3**
		24″	610	190	86.2	39.9	27″ x 79½″	686 x 2019	**FN2048-3-24R or L-14/3**
20″ x 18″	508 x 457	18″	457	186	84.4	40.4	27″ x 79½″	686 x 2019	**FN2054-3-18R or L-14/3 ***
		24″	610	210	95.3	42.8	27″ x 85½″	686 x 2172	**FN2054-3-24R or L-14/3 ***
20″ x 20″	508 x 508	24″	610	221	100.3	45.7	27″ x 91½″	686 x 2324	**FN2060-3-24R or L-14/3 ***
24″ x 24″	610 x 610	24″	610	240	108.9	59.5	31″ x 103½″	787 x 2629	**FN2472-3-24R or L-14/3 ***
28″ x 20″	711 x 508	24″	610	310	140.6	58.8	35″ x 91½″	889 x 2324	**FN2860-3-24R or L-14/3 ***

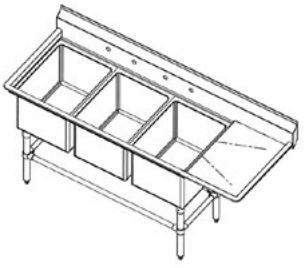

* Features two sets of faucet holes.

Three Compartments, Double Drainboards

bowl size width x length in.	mm	drainboard length in.	mm	weight lbs.	kg	cubic feet	overall size width x length in.	mm	model #
20″ x 16″	508 x 406	18″	457	199	90.3	44.7	27″ x 90″	686 x 2286	**FN2048-3-18-14/3**
		24″	610	204	92.5	50.6	27″ x 102″	686 x 2591	**FN2048-3-24-14/3**
20″ x 18″	508 x 457	18″	457	209	94.8	49.1	27″ x 96″	686 x 2438	**FN2054-3-18-14/3 *•**
		24″	610	214	97.1	53.5	27″ x 108″	686 x 2743	**FN2054-3-24-14/3 ***
20″ x 20″	508 x 508	24″	610	224	101.6	56.4	27″ x 114″	686 x 2896	**FN2060-3-24-14/3 ***
24″ x 24″	610 x 610	24″	610	260	117.9	72.8	31″ x 126″	787 x 3200	**FN2472-3-24-14/3 ***
28″ x 20″	711 x 508	24″	610	356	161.5	72.5	35″ x 114″	889 x 2896	**FN2860-3-24-14/3 ***

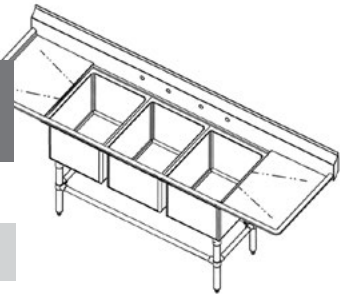

* Features two sets of faucet holes.

100 Industrial Boulevard, Clayton, DE 19938-8903 U.S.A.
Phone: 800-441-8440 or 302-653-3000. Fax: 302-653-2065
http://www.eaglegrp.com

EAGLE GROUP
Profit from the Eagle Advantage®

SPEC-MASTER® FN Series Coved Corner Sinks
Four-Compartment Sinks (NSF)

see spec sheet **EG20.35**



The Consultant's Choice

ALL FOUR-COMPARTMENT SINKS HAVE TWO SETS OF FAUCET HOLES

FEATURES:

- 14 gauge 300 series 18-8 stainless steel.
- All bowls are 14″ *(356mm)* deep and have ⅝″ *(16mm)* radius corners, both vertical and horizontal.
- Stainless steel gussets, feet, legs and crossbracing.
- Adjustable crossbracing front-to-back and side-to-side for increased stability.
- 9½″ *(241mm)* standard backsplash includes 1″ *(25mm)* upturn and tile edge.
- Basket-type waste drains are included to fit sink bowls' 3½″ *(89mm)* opening and feature 1½″ *(38mm)* outlet.
- 30″ and 36″ *(762 and 914mm)* drainboards* available upon request.
- 44½″ (1130mm) overall height.

Notes: **Twist drain brackets available.** Works in conjunction with optional twist handle drains *(not included – see page 204)*. To order, add suffix **"-TB"** to model number **(example: FN2064-4-14/3-TB).**

For **overflow hole** *(does not include drain)*, add suffix **"-OF"** to model number **(example: FN2064-4-14/3-OF).**

Consult factory for pricing.

* On sinks with drainboard(s) 30″ and 36″, legs are under the outer end of the drainboard(s).

Note: All shipping weights and cubic feet are approximate.
ALL SINKS SHIPPED FULLY CRATED.
For sink accessories, see pages 204-206.
For sink kits, see page 186.

(•) MTS *(made to stock)* / ( ) MTO *(made to order)*

Four Compartments, No Drainboards

bowl size width x length in.	mm	drainboard length in.	mm	weight lbs.	kg	cubic feet	overall size width x length in.	mm	model #
20″ x 16″	508 x 406	–		251	113.9	35.4	27″ x 75″	686 x 1905	**FN2064-4-14/3**
20″ x 18″	508 x 457	–		282	127.9	39.0	27″ x 83″	686 x 2108	**FN2072-4-14/3**
20″ x 20″	508 x 508	–		293	132.9	42.7	27″ x 91″	686 x 2311	**FN2080-4-14/3**
24″ x 24″	610 x 610	–		416	188.7	57.1	31″ x 107″	787 x 2718	**FN2496-4-14/3**
28″ x 20″	711 x 508	–		404	183.3	54.9	35″ x 91″	889 x 2311	**FN2880-4-14/3**



Four Compartments, One Drainboard *(right or left)*

bowl size width x length in.	mm	drainboard length in.	mm	weight lbs.	kg	cubic feet	overall size width x length in.	mm	model #
20″ x 16″	508 x 406	18″	457	273	123.4	45.7	27″ x 91½″	686 x 2324	**FN2064-4-18R or L-14/3**
		24″	610	308	139.7	48.6	27″ x 97½″	686 x 2477	**FN2064-4-24R or L-14/3**
20″ x 18″	508 x 457	18″	457	289	131.1	50.1	27″ x 99½″	686 x 2527	**FN2072-4-18R or L-14/3**
		24″	610	373	169.2	52.5	27″ x 105½″	686 x 2680	**FN2072-4-24R or L-14/3**
20″ x 20″	508 x 508	24″	610	396	179.6	56.4	27″ x 113½″	686 x 2883	**FN2080-4-24R or L-14/3**
24″ x 24″	610 x 610	24″	610	451	204.6	68.5	31″ x 129½″	787 x 3289	**FN2496-4-24R or L-14/3**
28″ x 20″	711 x 508	24″	610	438	198.7	67.7	35″ x 113½″	889 x 2883	**FN2880-4-24R or L-14/3**



Four Compartments, Double Drainboards

bowl size width x length in.	mm	drainboard length in.	mm	weight lbs.	kg	cubic feet	overall size width x length in.	mm	model #
20″ x 16″	508 x 406	18″	457	312	141.5	53.5	27″ x 108″	686 x 2743	**FN2064-4-18-14/3**
		24″	610	355	161.0	55.4	27″ x 120″	686 x 3048	**FN2064-4-24-14/3**
20″ x 18″	508 x 457	18″	457	339	153.8	54.9	27″ x 116″	686 x 2646	**FN2072-4-18-14/3** •
		24″	610	373	169.2	59.0	27″ x 128″	686 x 3251	**FN2072-4-24-14/3**
20″ x 20″	508 x 508	24″	610	396	179.6	62.6	27″ x 136″	686 x 3454	**FN2080-4-24-14/3**
24″ x 24″	610 x 610	24″	610	519	235.4	81.4	31″ x 152″	787 x 3861	**FN2496-4-24-14/3**
28″ x 20″	711 x 508	24″	610	504	228.6	110.2	35″ x 136″	889 x 3454	**FN2880-4-24-14/3**



Sink Kits for SPEC-MASTER® FN Series Sinks

Can be shipped UPS.

- Includes T&S faucet #313293.



T&S faucet #313293



lever drain (with Sink Kit B)

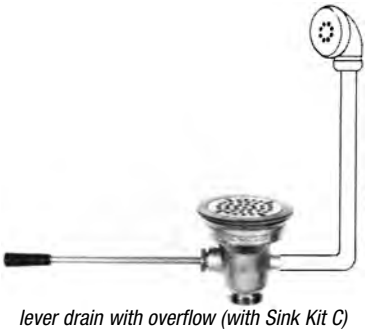

lever drain with overflow (with Sink Kit C)

Quality... Value... Reliability! — *Service for over 60 years.*

Kit A

description	to add kit to sink add suffix
Includes T&S faucet #313293 (see above)	**F**

Kit B

description	to add kit to sink add suffix
Includes T&S faucet #313293, plus lever drain	**FD**

Kit C

description	to add kit to sink add suffix
Includes T&S faucet #313293, plus lever drain with overflow	**FDO**

Kit D

description	to add kit to sink add suffix
Includes T&S faucet #313293, plus twist handle drain and twist handle bracket	**FDT**

Kit E

description	to add kit to sink add suffix
Includes T&S faucet #313293, plus twist handle drain with overflow and twist handle bracket	**FDOT**



(corner sink with custom laser-cut for Valour Farms, Smyrna, DE)

CUSTOM GRAPHICS AVAILABLE!!

Laser-Cutting and Custom Decal Services for Sinks with Drawn Bowls!

Laser-Cutting Service…

- Offers a "high-tech" look.
- Creates smooth curves along text and/or artwork.
- Materials includes various plastics, woods, and designer aluminum.

Decal Service…

- Factory-applied decals are industrial-strength, yet more economical.
- Image(s) printed on vinyl material with adhesive backing.

100 Industrial Boulevard, Clayton, DE 19938-8903 U.S.A.
Phone: 800-441-8440 or 302-653-3000. Fax: 302-653-2065
http://www.eaglegrp.com

EAGLE GROUP
Profit from the Eagle Advantage®

SPEC-MASTER® FNP Series Prep Sinks

see spec sheets EG20.60 EG20.61

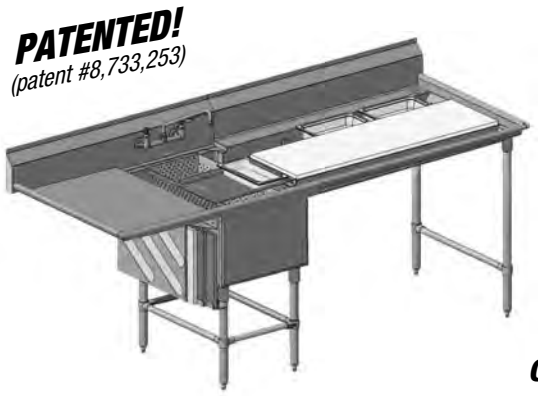

Custom configurations available!

FEATURES:

- Prep area includes 6″ *(152mm)*- and 3″ *(76mm)*-wide slanted troughs with three flush nozzles.
- Magnetic utensil holder, rinse basket, and removable bun pan holder included.
- Multi-polyboard assembly, affixed to bowl in drainboard area, includes three colored polyboards.
- 14 gauge type 304 stainless steel drainboard, prep area, backsplash, rolled rims, and sink bowl.
- Same construction as Spec-Master® FN Series sinks (pages 182-185).

One Compartment

BOWL DIMENSIONS				DRAINBOARD			PREP AREA			OVERALL DIMENSIONS				
width		length		length		at left or	length		at left or	width		length		
in.	mm	in.	mm	in.	mm	right end	in.	mm	right end	in.	mm	in.	mm	model #
28″	711	20″	508	-		-	48″	1219	right	35″	889	71½″	1816	**FNP2820-1-48TR**
28″	711	20″	508	-		-	48″	1219	left	35″	889	71½″	1816	**FNP2820-1-48TL**
28″	711	20″	508	18″	457	left	48″	1219	right	35″	889	88″	2235	**FNP2820-1-18L-48TR**
28″	711	20″	508	18″	457	right	48″	1219	left	35″	889	88″	2235	**FNP2820-1-18R-48TL**
28″	711	20″	508	24″	610	left	48″	1219	right	35″	889	94″	2388	**FNP2820-1-24L-48TR**
28″	711	20″	508	24″	610	right	48″	1219	left	35″	889	94″	2388	**FNP2820-1-24R-48TL**



Custom configurations available!

Two Compartments

BOWL DIMENSIONS				DRAINBOARD			PREP AREA			OVERALL DIMENSIONS				
width		length		length		at left or	length		at left or	width		length		
in.	mm	in.	mm	in.	mm	right end	in.	mm	right end	in.	mm	in.	mm	model #
28″	711	20″	508	-		-	48″	1219	right	35″	889	93½″	2375	**FNP2840-2-48TR**
28″	711	20″	508	-		-	48″	1219	left	35″	889	93½″	2375	**FNP2840-2-48TL**
28″	711	20″	508	18″	457	left	48″	1219	right	35″	889	110″	2794	**FNP2840-2-18L-48TR**
28″	711	20″	508	18″	457	right	48″	1219	left	35″	889	110″	2794	**FNP2840-2-18R-48TL**
28″	711	20″	508	24″	610	left	48″	1219	right	35″	889	116″	2946	**FNP2840-2-24L-48TR**
28″	711	20″	508	24″	610	right	48″	1219	left	35″	889	116″	2946	**FNP2840-2-24R-48TL**

SPEC-MASTER® FNP Series Prep Sinks (NSF)

see spec sheets EG20.62 EG20.63

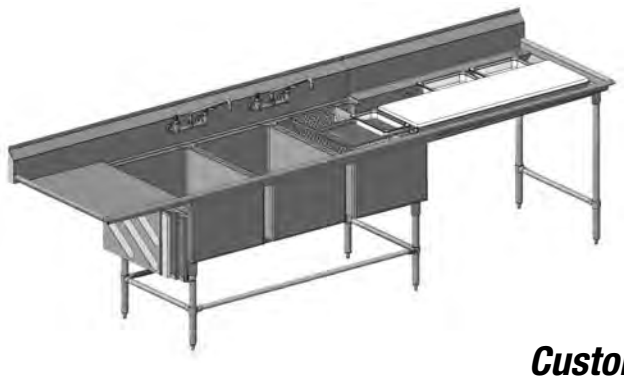

PATENTED!
(patent #8,733,253)

FEATURES:

- Prep area includes 6″ *(152mm)*- and 3″ *(76mm)*-wide slanted troughs with three flush nozzles.
- Magnetic utensil holder, rinse basket, and removable bun pan holder included.
- Multi-polyboard assembly, affixed to bowl in drainboard area, includes three colored polyboards.
- 14 gauge type 304 stainless steel drainboard, prep area, backsplash, rolled rims, and sink bowl.
- Same construction as Spec-Master® FN Series sinks (pages 182-185).

Custom configurations available!

Three Compartments — Two sets of faucet holes featured.

BOWL DIMENSIONS				DRAINBOARD			PREP AREA			OVERALL DIMENSIONS				
width		length		length		at left or	length		at left or	width		length		
in.	mm	in.	mm	in.	mm	right end	in.	mm	right end	in.	mm	in.	mm	model #
28″	711	20″	508	-		-	48″	1219	right	35″	889	115½″	2934	**FNP2860-3-48TR**
28″	711	20″	508	-		-	48″	1219	left	35″	889	115½″	2934	**FNP2860-3-48TL**
28″	711	20″	508	18″	457	left	48″	1219	right	35″	889	132″	3353	**FNP2860-3-18L-48TR**
28″	711	20″	508	18″	457	right	48″	1219	left	35″	889	132″	3353	**FNP2860-3-18R-48TL**
28″	711	20″	508	24″	610	left	48″	1219	right	35″	889	138″	3505	**FNP2860-3-24L-48TR**
28″	711	20″	508	24″	610	right	48″	1219	left	35″	889	138″	3505	**FNP2860-3-24R-48TL**

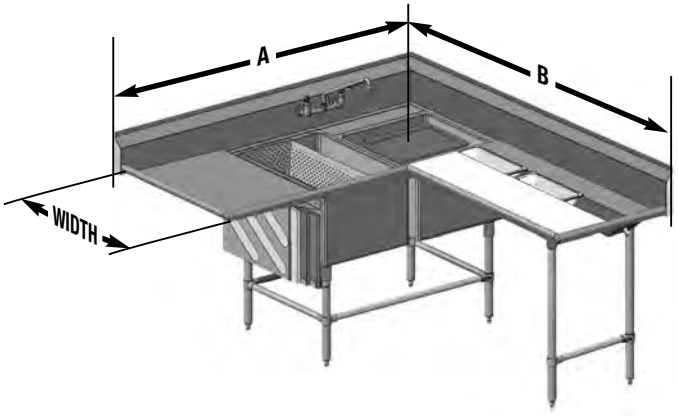

PATENTED!
(patent #8,733,253)

Custom configurations available!

Two Compartments, with Corner Design

BOWL DIMENSIONS				DRAINBOARD			PREP AREA			OVERALL DIMENSIONS						
width		length		length		at left or	length		at left or	width		length A		length B		
in.	mm	in.	mm	in.	mm	right end	in.	mm	right end	in.	mm	in.	mm	in.	mm	model #
28″	711	20″	508	-		-	48″	1219	right	35″	889	56½″	1435	81″	2057	**CFNP2840-2-48TR**
28″	711	20″	508	-		-	48″	1219	left	35″	889	56½″	1435	81″	2057	**CFNP2840-2-48TL**
28″	711	20″	508	18″	457	left	48″	1219	right	35″	889	73″	1854	81″	2057	**CFNP2840-2-18L-48TR**
28″	711	20″	508	18″	457	right	48″	1219	left	35″	889	73″	1854	81″	2057	**CFNP2840-2-18R-48TL**
28″	711	20″	508	24″	610	left	48″	1219	right	35″	889	79″	2007	81″	2057	**CFNP2840-2-24L-48TR**
28″	711	20″	508	24″	610	right	48″	1219	left	35″	889	79″	2007	81″	2057	**CFNP2840-2-24R-48TL**

100 Industrial Boulevard, Clayton, DE 19938-8903 U.S.A.
Phone: 800-441-8440 or 302-653-3000. Fax: 302-653-2065
http://www.eaglegrp.com

EAGLE GROUP
Profit from the Eagle Advantage®

Utility Sinks
One-Compartment Sinks

see spec sheet **EG20.13A**



FEATURES:

- For numerous applications when NSF construction is not required.
- Square-corner construction.
- 8″ *(203mm)* backsplash.
- Adjustable bullet feet.
- Heavy gauge stainless steel.
- 304 and 430 series construction available.
- Sink compartment is 13⅜″ *(340mm)* deep.
- Legs are 1⅝″ *(41mm)* diameter galvanized tubing and are located directly under sink compartments for maximum stability and weight support.
- 42¾″ (1086mm) overall height.

Note: Overflow hole available *(does not include drain)*. To order, add suffix **"-OF"** to model number. **Example: 1818-1-16/3-OF.** Consult factory for pricing.

For detachable drainboards, see page 192.

For NSF-approved utility sinks, **add 35% to list price** and add prefix **"N-"** to model number. **Example: N-2436-1-16/3.**

(•) MTS *(made to stock)* / ( ) MTO *(made to order)*

One Compartment, No Drainboards

bowl size width x length in.	mm	drainboard length in.	mm	weight lbs.	kg	cubic feet	overall size width x length in.	mm	type 430 stainless steel model #	type 304 stainless steel model #
18″ x 18″	457 x 457	–		53	24.0	0.9	22″ x 19⅜″	559 x 492	**1818-1-16/4 •**	**1818-1-16/3**
18″ x 24″	457 x 610	–		56	25.4	11.6	22″ x 25⅜″	559 x 645	**1824-1-16/4**	**1824-1-16/3**
21″ x 18″	533 x 457	–		56	25.4	10.5	25″ x 19⅜″	635 x 492	**2118-1-16/4 •**	**2118-1-16/3**
21″ x 24″	533 x 610	–		61	27.7	13.1	25″ x 25⅜″	635 x 645	**2124-1-16/4 •**	**2124-1-16/3**
21″ x 36″	533 x 914	–		66	29.9	18.1	25″ x 37⅜″	635 x 949	**2136-1-16/4**	**2136-1-16/3**
24″ x 24″	610 x 610	–		60	27.2	14.6	28″ x 25⅜″	711 x 645	**2424-1-16/4 •**	**2424-1-16/3**
24″ x 36″	610 x 914	–		68	30.8	20.2	28″ x 37⅜″	711 x 949	**2436-1-16/4 •**	**2436-1-16/3**

One Compartment, Double Drainboards

bowl size width x length in.	mm	drainboard length in.	mm	weight lbs.	kg	cubic feet	overall size width x length in.	mm	type 430 stainless steel model #	type 304 stainless steel model #
21″ x 24″	533 x 610	18″	457	99	44.9	28.3	25″ x 60¼″	635 x 1530	**2124-1-18-16/4**	**2124-1-18-16/3**
24″ x 24″	610 x 610	24″	610	108	49.0	37.1	28″ x 72¼″	711 x 1835	**2424-1-24-16/4**	**2424-1-24-16/3**

Just a quick note...

GET FREE DOWNLOADS

• Spec Sheets • Product Instructions •
Special Flyers • Brochures •

www.eaglegrp.com

Utility Sinks
Two-Compartment Sinks

see spec sheet **EG20.13B**



FEATURES:

- For numerous applications when NSF construction is not required.
- Square-corner construction.
- 8″ *(203mm)* backsplash.
- Adjustable bullet feet.
- Heavy gauge stainless steel.
- 304 and 430 series construction available.
- Sink compartments are 13⅜″ *(340mm)* deep.
- Legs are 1⅝″ *(41mm)* diameter galvanized tubing and are located directly under sink compartments for maximum stability and weight support.
- 42¾″ (1086mm) overall height.

Note: Overflow hole available *(does not include drain).* To order, add suffix **"-OF"** to model number. **Example: 1836-2-16/3-OF.** Consult factory for pricing.

For detachable drainboards, see page 192.

For NSF-approved utility sinks, **add 35% to list price** and add prefix **"N-"** to model number. **Example: N-2460-2-16/3.**

(•) MTS *(made to stock)* / ( ) MTO *(made to order)*

Two Compartments, No Drainboards

bowl size width x length in.	mm	drainboard length in.	mm	weight lbs.	kg	cubic feet	overall size width x length in.	mm	type 430 stainless steel model #	type 304 stainless steel model #
18″ x 18″	457 x 457	–		75	34.0	16.1	22″ x 37⅜″	559 x 949	**1836-2-16/4 •**	**1836-2-16/3**
18″ x 24″	457 x 610	–		80	36.3	20.6	22″ x 49⅜″	559 x 1254	**1848-2-16/4**	**1848-2-16/3**
21″ x 18″	533 x 457	–		80	36.3	18.1	25″ x 37⅜″	635 x 949	**2136-2-16/4 •**	**2136-2-16/3**
21″ x 24″	533 x 610	–		85	38.6	23.2	25″ x 49⅜″	635 x 1254	**2148-2-16/4**	**2148-2-16/3**
24″ x 24″	610 x 610	–		89	40.4	25.8	28″ x 49⅜″	711 x 1254	**2448-2-16/4 •**	**2448-2-16/3**
24″ x 30″	610 x 762	–		95	43.1	31.5	28″ x 61⅜″	711 x 1559	**2460-2-16/4**	**2460-2-16/3**

Two Compartments, Double Drainboards

bowl size width x length in.	mm	drainboard length in.	mm	weight lbs.	kg	cubic feet	overall size width x length in.	mm	type 430 stainless steel model #	type 304 stainless steel model #
21″ x 18″	533 x 457	18″	457	120	3048	33.3	25″ x 72¼″	635 x 1835	**2136-2-18-16/4**	**2136-2-18-16/3**
24″ x 24″	610 x 610	24″	610	139	3531	48.4	28″ x 96¼″	711 x 2445	**2448-2-24-16/4**	**2448-2-24-16/3**

Go Green. Go ECO-Built™ by EAGLE.

For restaurants and other institutions concerned about meeting their own green standards, buying ECO-Built™ is simply the right thing to do.

Look for the ECO-Built™ tag on the bar code

100 Industrial Boulevard, Clayton, DE 19938-8903 U.S.A.
Phone: 800-441-8440 or 302-653-3000. Fax: 302-653-2065
http://www.eaglegrp.com

Utility Sinks
Three-Compartment Sinks

see spec sheet **EG20.13C**



FEATURES:

- For numerous applications when NSF construction is not required.
- Square-corner construction.
- 8″ *(203mm)* backsplash.
- Adjustable bullet feet.
- Heavy gauge stainless steel.
- 304 and 430 series construction available.
- Sink compartments are 13⅜″ *(340mm)* deep.
- Legs are 1⅝″ *(41mm)* diameter galvanized tubing and are located directly under sink compartments for maximum stability and weight support.
- 42¾″ (1086mm) overall height.

Note: Overflow hole available *(does not include drain).* To order, add suffix **"-OF"** to model number. **Example: 1848-3-16/3-OF.** Consult factory for pricing.

For detachable drainboards, see page 192.

For NSF-approved utility sinks, **add 35% to list price** and add prefix **"N-"** to model number. **Example: N-2154-3-16/3.**

(•) MTS *(made to stock)* / ( ) MTO *(made to order)*

Three Compartments, No Drainboards

bowl size width x length in.	mm	drainboard length in.	mm	weight lbs.	kg	cubic feet	overall size width x length in.	mm	type 430 stainless steel model #	type 304 stainless steel model #
18″ x 12″	457 x 305	–		79	35.8	16.1	22″ x 37⅜″	559 x 949	**1836-3-16/4 •**	**1836-3-16/3**
18″ x 16″	457 x 406	–		90	40.8	20.6	22″ x 49⅜″	559 x 1254	**1848-3-16/4**	**1848-3-16/3**
18″ x 18″	457 x 457	–		97	44.0	22.8	22″ x 55⅜″	559 x 1407	**1854-3-16/4 •**	**1854-3-16/3**
21″ x 12″	533 x 305	–		85	38.6	18.1	25″ x 37⅜″	635 x 949	**2136-3-16/4 •**	**2136-3-16/3**
21″ x 16″	533 x 406	–		87	39.5	23.2	25″ x 49⅜″	635 x 1254	**2148-3-16/4 •**	**2148-3-16/3**
21″ x 18″	533 x 457	–		100	45.4	25.7	25″ x 55⅜″	635 x 1407	**2154-3-16/4 •**	**2154-3-16/3**
21″ x 20″	533 x 508	–		110	49.9	28.3	25″ x 61⅜″	635 x 1559	**2160-3-16/4 ***	**2160-3-16/3***
24″ x 16″	610 x 406	–		92	41.7	25.8	28″ x 49⅜″	711 x 1254	**2448-3-16/4**	**2448-3-16/3**
24″ x 20″	610 x 508	–		115	52.2	31.5	28″ x 61⅜″	711 x 1559	**2460-3-16/4 ***	**2460-3-16/3***
24″ x 24″	610 x 610	–		125	56.7	37.1	28″ x 73⅜″	711 x 1864	**2472-3-16/4 *•**	**2472-3-16/3***

* Features two sets of faucet holes.

Three Compartments, Double Drainboards

bowl size width x length in.	mm	drainboard length in.	mm	weight lbs.	kg	cubic feet	overall size width x length in.	mm	type 430 stainless steel model #	type 304 stainless steel model #
21″ x 12″	533 x 305	18″	457	125	56.7	33.3	25″ x 72¼″	635 x 1835	**2136-3-18-16/4**	**2136-3-18-16/3**
21″ x 16″	533 x 406	18″	457	127	57.6	38.4	25″ x 84¼″	635 x 2140	**2148-3-18-16/4**	**2148-3-18-16/3**
21″ x 18″	533 x 457	18″	457	140	63.5	40.9	25″ x 90¼″	635 x 2292	**2154-3-18-16/4**	**2154-3-18-16/3**
24″ x 24″	610 x 610	24″	610	175	79.4	59.6	28″ x 120¼″	711 x 3054	**2472-3-24-16/4***	**2472-3-24-16/3 ***

* Features two sets of faucet holes.

Utility Sinks
Four-Compartment Sinks

see spec sheet **EG20.13D**



FEATURES:

- For numerous applications when NSF construction is not required.
- Square-corner construction.
- 8″ *(203mm)* backsplash.
- Adjustable bullet feet.
- Heavy gauge stainless steel.
- 304 and 430 series construction available.
- Sink compartments are 13⅜″ *(340mm)* deep.
- Legs are 1⅝″ *(41mm)* diameter galvanized tubing and are located directly under sink compartments for maximum stability and weight support.
- 42¾″ (1086mm) overall height.

Note: Overflow hole available *(does not include drain)*. To order, add suffix **"-OF"** to model number **(example: 1872-4-16/3-OF).** Consult factory for pricing.

For NSF-approved utility sinks, **add 35% to list price** and add prefix **"N-"** to model number. **Example: N-2172-4-16/3**

Four Compartments, No Drainboards *(All sinks feature two sets of faucet holes.)*

bowl size width x length in.	mm	drainboard length in.	mm	weight lbs.	kg	cubic feet	overall size width x length in.	mm	type 430 stainless steel model #	type 304 stainless steel model #
18″ x 18″	457 x 457	–		110	49.9	29.5	22″ x 73⅜″	559 x 1864	**1872-4-16/4**	**1872-4-16/3**
21″ x 18″	533 x 457	–		115	52.2	33.3	25″ x 73⅜″	635 x 1864	**2172-4-16/4**	**2172-4-16/3**
24″ x 18″	610 x 457	–		125	56.7	37.1	28″ x 73⅜″	711 x 1864	**2472-4-16/4**	**2472-4-16/3**

Four Compartments, Double Drainboards - *(All sinks feature two sets of faucet holes.)*

bowl size width x length in.	mm	drainboard length in.	mm	weight lbs.	kg	cubic feet	overall size width x length in.	mm	type 430 stainless steel model #	type 304 stainless steel model #
21″ x 18″	533 x 457	18″	457	155	70.3	48.5	25″ x 108¼″	635 x 2750	**2172-4-18-16/4**	**2172-4-18-16/3**

Detachable Drainboards for Utility Sinks

see spec sheet **EG20.13E**



Available in 430 or 304 series stainless steel!

FEATURES:

- Unique die-stamped rolled rim construction.
- Fully reversible, for left- or right-hand operation.
- "Easy clip-on installation" utilizes two support brackets that bolt to sink gussets.
- Drainboards 30″ *(762mm)* long are furnished with legs.

(•) MTS *(made to stock)* / ( ) MTO *(made to order)*

width (front-to-back) x length (side-to-side) in.	mm	weight lbs.	kg	cu ft	16 gauge type 430 stainless steel model #		16 gauge type 304 stainless steel model #
18″ x 18″	457 x 457	10	4.5	1.8	**18x18 RRDEDB**	•	**18x18 RRDEDB-16/3**
18″ x 24″	457 x 610	12	5.4	1.9	**18x24 RRDEDB**	•	**18x24 RRDEDB-16/3**
18″ x 30″	457 x 762	15	6.8	2.8	**18x30 RRDEDB**		**18x30 RRDEDB-16/3**
21″ x 18″	533 x 457	14	6.4	1.8	**21x18 RRDEDB**	•	**21x18 RRDEDB-16/3**
21″ x 24″	533 x 610	16	7.3	2.1	**21x24 RRDEDB**	•	**21x24 RRDEDB-16/3**
21″ x 30″	533 x 762	20	9.0	2.5	**21x30 RRDEDB**		**21x30 RRDEDB-16/3**
24″ x 18″	610 x 457	17	7.7	2.3	**24x18 RRDEDB**	•	**24x18 RRDEDB-16/3**
24″ x 24″	610 x 610	18	8.2	2.4	**24x24 RRDEDB**	•	**24x24 RRDEDB-16/3**
24″ x 30″	610 x 762	20	9.0	2.7	**24x30 RRDEDB**		**24x30 RRDEDB-16/3**

Note: Drainboards will not work on NSF utility sinks.

100 Industrial Boulevard, Clayton, DE 19938-8903 U.S.A.
Phone: 800-441-8440 or 302-653-3000. Fax: 302-653-2065
http://www.eaglegrp.com

EAGLE GROUP
Profit from the Eagle Advantage®

SPEC-MASTER® FFN Series Flush Front Sinks

see spec sheet **EG20.54**



three-compartment sink

FEATURES:

- Full front and 10″ *(254mm)* high backsplash are 14 gauge stainless steel.
- 1″ *(25mm)* downturn at rear.
- 14 gauge double drainboards, rolled rims and sink bowl partitions.
- 14″ *(356mm)* water level and swirl-away drainage.
- Sink compartments feature ¾″ *(19mm)* coved inside radii.
- Legs are located directly under sink bowls.
- All-welded base constructed of 1⅝″ *(41mm)* diameter tubular stainless steel.
- Adjustable stainless steel bullet feet.
- Basket-type waste drain fits 3½″ *(89mm)* opening and features 1½″ *(38mm)* outlet.
- 44⅝″ *(1134mm)* overall height.

bowl size width x length		drainboard length		Two Compartments: overall size width x length			Three Compartments *: width x length		
in.	mm	in.	mm	in.	mm	model #	in.	mm	model #
27″ x 18″	686 x 457	24″	610	30½″ x 85⅝″	775 x 2216	**FFN2736-2-24-14/3**	30½″ x 105¼″	775 x 2673	**FFN2754-3-24-14/3**
27″ x 18″	686 x 457	30″	762	30½″ x 97⅝″	775 x 2480	**FFN2736-2-30-14/3**	30½″ x 117¼″	775 x 2978	**FFN2754-3-30-14/3**
27″ x 20″	686 x 508	24″	610	30½″ x 89⅝″	775 x 2318	**FFN2740-2-24-14/3**	30½″ x 111¼″	775 x 2826	**FFN2760-3-24-14/3**
27″ x 20″	686 x 508	30″	762	30½″ x 101⅝″	775 x 2581	**FFN2740-2-30-14/3**	30½″ x 123¼″	775 x 3131	**FFN2760-3-30-14/3**
27″ x 24″	686 x 610	24″	610	30½″ x 97⅝″	775 x 2521	**FFN2748-2-24-14/3**	30½″ x 123¼″	775 x 3131	**FFN2772-3-24-14/3**
27″ x 24″	686 x 610	30″	762	30½″ x 109⅝″	775 x 2785	**FFN2748-2-30-14/3**	30½″ x 135¼″	775 x 3435	**FFN2772-3-30-14/3**
27″ x 30″	686 x 762	24″	610	30½″ x 109⅝″	775 x 2826	**FFN2760-2-24-14/3**	30½″ x 141¼″	775 x 3588	**FFN2790-3-24-14/3**
27″ x 30″	686 x 762	30″	762	30½″ x 121⅝″	775 x 3089	**FFN2760-2-30-14/3**	30½″ x 153¼″	775 x 3893	**FFN2790-3-30-14/3**

***** Three-Compartment sinks feature two sets of faucet holes.

Stainless Steel Fabricated Sinks

NSF

see spec sheets **EG20.14** **EG20.15**

FEATURES:

- 14″-deep *(356mm)* bowls with ⅝″ *(16mm)* radius corners.
- 8″ *(203mm)*-high backsplash with ¾″ *(19mm)* upturn tile edge.

20″ x 20″ (508 x 508mm) bowls *(except where noted*)*

S14 Series
- Stainless steel legs, crossbracing, gussets and bullet feet.

S16 Series
- Galvanized legs, crossbracing and gussets.
- Plastic bullet feet.

# of bowls	drainboard length in.	drainboard length mm	# of drbds	overall length in.	overall length mm	14 gauge type 304 stainless steel construction model #	16 gauge type 304 stainless steel construction model #
1	n/a		0	29″	737	**S14-20-1-SL**	**S16-20-1**
2	18″	457	1	67½″	1715	**S14-20-2-18R-SL**	**S16-20-2-18R**
	18″	457	1	67½″	1715	**S14-20-2-18L-SL**	**S16-20-2-18L**
	18″	457	2	81″	2057	**S14-20-2-18-SL**	**S16-20-2-18**
3	18″	457	1	89½″	2273	**S14-20-3-18R-SL**	**S16-20-3-18R**
	18″	457	1	89½″	2273	**S14-20-3-18L-SL**	**S16-20-3-18L**
	18″	457	2	103″	2616	**S14-20-3-18-SL**	**S16-20-3-18**
	24″	610	1	95½″	2426	**S14-20-3-24R-SL**	**S16-20-3-24R**
	24″	610	1	95½″	2426	**S14-20-3-24L-SL**	**S16-20-3-24L**
	24″	610	2	115″	2921	**S14-20-3-24-SL**	**S16-20-3-24**
3	18″	457	2	103″	2616	**S14-28-3-18-SL** *	**S16-28-3-18** *

* #S14-28-3-18-SL and #S16-28-3-18 sinks feature 28″-wide x 20″-long *(711 x 508mm)* sink bowls and two sets of faucet holes.



S14-20-3-18-SL



S16-20-3-18

SPEC-MASTER® Supermarket Meat-Platter Sinks (NSF)

see spec sheet **EG20.38**







FEATURES:

- All bowls have 14″ depth *(356mm)*, 5/8″ *(16mm)* radius corners.
- 14 gauge type 304 18-8 stainless steel construction.
- Available with one, two, or no drainboards.

Note: All shipping weights and cubic feet are approximate.

Two Compartments

inside bowl dimensions width x length in.	mm	overall dimensions width x length x height in.	mm	drain boards	weight lbs.	kg	cu ft	model #
14″ x 32″	356 x 813	37″ x 37″ x 44½″	902 x 940 x 1130	none	155	70.3	23	**SFN2832-2-14/3**
14″ x 32″	356 x 813	37″ x 53½″ x 44½″	902 x 1359 x 1130	one 18″ *(457mm)* R or L	175	79.3	26	**SFN2832-2-18R or L-14/3**
14″ x 32″	356 x 813	37″ x 70″ x 44½″	902 x 1778 x 1130	two 18″ *(457mm)* R & L	200	90.7	46	**SFN2832-2-18-14/3**

Three Compartments

inside bowl dimensions width x length in.	mm	overall dimensions width x length x height in.	mm	drain boards	weight lbs.	kg	cu ft	model #
two 14″ x 32″ *(356 x 813mm)* bowls, & one 20″ x 30″ *(508 x 762mm)* bowl		37″ x 59″ x 44½″	902 x 1499 x 1130	none	164	74.4	36	**SFN3052-3-14/3**
		37″ x 75½″ x 44½″	902 x 1918 x 1130	one 18″ *(457mm)* R or L	192	87.1	47	**SFN3052-3-18R or L-14/3**
		37″ x 92″ x 44½″	902 x 2337 x 1130	two 18″ *(457mm)* R & L	210	95.3	58	**SFN3052-3-18-14/3**
three 32″ x 14″ *(813 x 356mm)* bowls		39″ x 51″ x 44½″	991 x 1265 x 1130	none	160	72.6	32	**SFN3242-3-14/3**
		39″ x 67½″ x 44½″	991 x 1715 x 1130	one 18″ *(457mm)* R or L	175	79.4	45	**SFN3242-3-18R or L-14/3**
		39″ x 84″ x 44½″	991 x 2134 x 1130	two 18″ *(457mm)* R & L	200	90.7	56	**SFN3242-3-18-14/3**

314 Series Corner Sinks (NSF)

see spec sheet **EG20.09**



all sinks have two sets of faucets holes

FEATURES:

- Deep-drawn, heavy gauge type 304 construction.
- Poly cutting board/sink cover.

Note: All shipping weights and cubic feet are approximate.

Twist drain brackets available. Works in conjunction with optional twist handle drains *(not included – see page 204)*. To order, add suffix **"-TB"** to model number. **Example: C314-10-3-12-TB**. Consult factory for pricing.

ALL SINKS SHIPPED FULLY CRATED.

(•) MTS *(made to stock)* / ( ) MTO *(made to order)*

no. bowls	bowl size width x length x depth	drain boards	overall size width x length x height	shipping weight	cu ft	model #
3	10″ x 14″ x 10″ *(254 x 355 x 254mm)*	two 12″ *(305mm)*	39″ x 43″ x 44″ *(991 x 1092 x 1118mm)*	162 lbs. *(73.5 kg)*	30	**C314-10-3-12**
3	16″ x 20″ x 14″ *(406 x 508 x 356mm)*	two 18″ *(457mm)*	57¼″ x 59¾″ x 44″ *(1454 x 1518 x 1118mm)*	211 lbs. *(95.7 kg)*	77	**C314-16-3-18** •
3	22″ x 22″ x 14″ *(558 x 558 x 356mm)*	two 18″ *(457mm)*	69″ x 69″ x 44″ *(1753 x 1753 x 1118mm)*	300 lbs. *(136.1 kg)*	90	**C314-22-3-18**
3	24″ x 24″ x 14″ *(610 x 610 x 356mm)*	two 24″ *(610mm)*	79″ x 79″ x 44″ *(2007 x 2007 x 1118mm)*	357 lbs. *(161.9 kg)*	108	**C314-24-3-24**

100 Industrial Boulevard, Clayton, DE 19938-8903 U.S.A.
Phone: 800-441-8440 or 302-653-3000. Fax: 302-653-2065
http://www.eaglegrp.com

EAGLE GROUP
Profit from the Eagle Advantage®

Convenience Store Sinks (NSF)

see spec sheet **EG20.19**



(faucet not included)

2″-wide euro-style edging on both series

FEATURES:

- Heavy gauge type 304 construction.
- Sink bowls are deep-drawn, except where noted.
- 9½″ *(241mm)* backsplash includes 1″ *(25mm)* upturn tile edge for easy installation and feathering to wall/splash surface.

Note: All shipping weights and cubic feet are approximate.

Twist drain brackets available. Works in conjunction with optional twist handle drains *(not included – see page 204)*. To order, add suffix **"-TB"** to model number. **Example: 310-10-3-12-TB**. Consult factory for pricing.

Faucet for Convenience Store Sinks

description	model #	list
10″ *(254mm)* spout	**300489**	374

(•) MTS *(made to stock)* / ( ) MTO *(made to order)*

310 Series

no. bowls	bowl size width x length x depth	drain boards	overall size width x length x height	shipping weight	cu ft	model #
3	14″ x 10″ x 9¾″ *(355 x 254 x 247mm)*	two 12″ *(305mm)*	21 11/16″ x 60″ x 41″ *(551 x 1524 x 1041mm)*	123 lbs. *(55.8 kg)*	23	**310-10-3-12** •
3	14″ x 10″ x 9¾″ *(355 x 254 x 247mm)*	two 18″ *(457mm)*	21 11/16″ x 72″ x 41″ *(551 x 1829 x 1041mm)*	134 lbs. *(60.8 kg)*	27	**310-10-3-18** •
3	14″ x 10″ x 9¾″ *(355 x 254 x 247mm)*	two 24″ *(610mm)*	21 11/16″ x 84″ x 41″ *(551 x 2134 x 1041mm)*	150 lbs. *(68.0 kg)*	32	**310-10-3-24**

312 Series

no. bowls	bowl size width x length x depth	drain boards	overall size width x length x height	shipping weight	cu ft	model #
3	20″ x 12″ x 12″ *(508 x 305 x 305mm)*	two 12″ *(305mm)*	27 11/16″ x 66″ x 41″ *(703 x 1676 x 1041mm)*	143 lbs. *(64.9 kg)*	22	**312-12-3-12** •*
3	14″ x 16″ x 12″ *(356 x 406 x 305mm)*	two 12″ *(305mm)*	23 11/16″ x 72″ x 41″ *(602 x 1829 x 1041mm)*	150 lbs. *(68.0 kg)*	46	**312-14-3-12** •

* #312-12-3-12 features fabricated sink bowls.

NEW

Flush Floor Mop Sinks (NSF)

see product announcement **EG8227**

FEATURES:

- Allows ease of disposing dirty water without lifting or spilling.
- Heavy gauge type 304 construction.
- 16½″ *(419mm)* backsplash, with end splash on left, right, or both sides.
- Stainless drain accommodates up to 4-dia. pipe, features removable perforated stainless basket.
- All sinks feature bowl capacity of 17.1 gallons.



#FF2119-FG-LS



#FF2119-FG-LRS



#FF2119-SG-RS

Flow rate of 20 gallons per minute on all sinks!

location of splash(es)	OVERALL DIMENSIONS width x length x height inches	mm	BOWL DIMENSIONS width x length x height inches	mm	weight lbs.	kg	WITH FIBERGLASS GRATING model #	WITH STAINLESS STEEL GRATING model #
left side	23 5/8″ x 23 5/8″ x 32 3/4″	600 x 600 x 832	19″ x 21″ x 10″	483 x 533 x 254	65	29.5	**FF2119-FG-LS**	**FF2119-SG-LS**
right side	23 5/8″ x 23 5/8″ x 32 3/4″	600 x 600 x 832	19″ x 21″ x 10″	483 x 533 x 254	65	29.5	**FF2119-FG-RS**	**FF2119-SG-RS**
both sides	23 5/8″ x 21 1/8″ x 32 3/4″	600 x 537 x 832	19″ x 21″ x 10″	483 x 533 x 254	65	29.5	**FF2119-FG-LRS**	**FF2119-SG-LRS**

Mop Sinks (NSF)

see spec sheet EG20.01

FEATURES:

- 304 18-8 stainless steel construction.
- Sink bowl is heavy gauge with deep-drawn coved corners.
- Drain with flat strainer plate.

(•) MTS *(made to stock)* / ( ) MTO *(made to order)*



bowl width x length x depth in	bowl width x length x depth mm	cu ft	overall width x length x height in.	overall width x length x height mm	sh. weight lbs.	sh. weight kg	model #
16″ x 20″ x 8″	406 x 508 x 203	8.4	21½″ x 24⅝″ x 15½″	546 x 625 x 394	35	15.8	**F1916 •***
16″ x 20″ x 12″	406 x 508 x 305	8.4	21½″ x 24⅝″ x 19½″	546 x 625 x 495	53	24.0	**F1916-12 ****
20″ x 28″ x 8″	508 x 711 x 203	11.9	25″ x 32½″ x 15½″	635 x 826 x 394	68	30.8	**F2820 ***
20″ x 28″ x 12″	508 x 711 x 305	11.9	25″ x 32½″ x 19½″	635 x 826 x 495	86	39.0	**F2820-12 ****

* Includes 3¼″ high backsplash. 12½″ deck height.
** Includes 3¼″ high backsplash. 16½″ deck height.



Optional 16″ Splash Kits for Mop Sinks

16 gauge type 304 stainless steel. 3″ radius on front of end splashes. Kits come with hardware for attaching to mop sink.

descriptions	fits "F1916" mop sinks model #	fits "F2820" mop sinks model #
left and rear splash kit	**503095**	**503098**
right and rear splash kit	**503096**	**503099**
left, right and rear splash kit	**503097**	**503100**

NEW Corner Mop Sinks (NSF)

see spec sheets EG20.08A EG20.08B

FEATURES:

- Type 304 stainless steel construction.
- Fully welded and polished sink bowl is creased to improve drainage.
- 2″ brass drain with 4½″ stainless steel strainer.



with 3″ drop front edge



with flush front edge

bowl width x length x depth in	bowl width x length x depth mm	overall width x length x height in.	overall width x length x height mm	sh. weight lbs.	sh. weight kg	with Drop Front Edge model #	with Flush Front Edge model #
21″ x 21″ x 8″	533 x 533 x 203	24″ x 24″ x 12″	610 x 610 x 305	35	15.8	**F2121-8-CDE**	**F2121-8-CNR**
21″ x 21″ x 12″	533 x 533 x 305	24″ x 24″ x 16″	610 x 610 x 406	53	24.0	**F2121-12-CDE**	**F2121-12-CNR**
24″ x 24″ x 8″	610 x 610 x 203	27″ x 27″ x 12″	686 x 686 x 305	68	30.8	**F2424-8-CDE**	**F2424-8-CNR**
24″ x 24″ x 12″	610 x 610 x 305	27″ x 27″ x 16″	686 x 686 x 406	86	39.0	**F2424-12-CDE**	**F2121-12-CNR**

Optional Accessories for all Mop Sinks on this page



3-pole mop holder



4-pole mop holder



hose & bracket



service faucet

description	weight lbs.	weight kg	model #
3-pole mop holder, 18″ *(457mm)* length	4	1.8	**312688**
4-pole mop holder, 24″ *(610mm)* length	4.5	2.0	**321561 •**
30″ *(762mm)* hose & wall mounted bracket	8	3.6	**312689**
service faucet *(comes with vacuum breaker)*	11	5.0	**312690**

100 Industrial Boulevard, Clayton, DE 19938-8903 U.S.A.
Phone: 800-441-8440 or 302-653-3000. Fax: 302-653-2065
http://www.eaglegrp.com

EAGLE GROUP
Profit from the Eagle Advantage®

Mop Sink Storage Cabinets

see spec sheet EG20.04



FEATURES:

- Heavy gauge type 430 stainless steel construction.
- Overhead shelf (Double-width units feature four shelves).
- Double-pan 20 gauge stainless steel hinged doors.
- Transverse rod handles featuring keyed locks.
- Top is slanted at a 15° angle.
- Sides are louvered along the top for ventilation.
- Mop sink holds two mops.
- Cabinets comes with service faucet, 30˝ *(762mm)* hose and wall mounted bracket.

Note: **Optional upgrade to type 300 stainless steel cabinet available.**
To order, **add 15% to list price** and suffix **"-SE"** to model number **(example: F1916-VSCS-SE).**

description	width x length x height in.	mm	weight lbs.	kg	cubic feet	model #
single-width cabinet	22¼˝ x 25˝ x 84¼˝	565 x 635 x 2140	375	170.1	39.0	**F1916-VSCS**
double-width cabinet, mop sink at left	22¼˝ x 47½˝ x 84¼˝	565 x 1207 x 2140	544	246.7	81.9	**F1916-VSCS-DL**
double-width cabinet, mop sink at right	22¼˝ x 47½˝ x 84¼˝	565 x 1207 x 2140	544	246.7	81.9	**F1916-VSCS-DR**

Utility Shelves with Mop Hangers

see spec sheet EG20.02



FEATURES:

- 16 gauge type 304 stainless steel.
- Mop hangers. Flat hooks.
- Hangers and hooks are riveted to front of shelf.

(•) MTS *(made to stock)* / ( ) MTO *(made to order)*

width x length in.	mm	weight lbs.	mm	model #
8˝ x 24˝	203 x 610	9	4.1	**US0824-16/3 •**
8˝ x 36˝	203 x 914	13	6.4	**US0836-16/3**
8˝ x 48˝	203 x 1219	14	6.8	**US0848-16/3**

Chemical Storage Wall Cabinets

see spec sheet EG20.11



Overall dimensions of all units: 15˝ width x 24˝ length x 28˝ height.

FEATURES:

- Top is sloped forward to help reduce dust build-up.
- Stationary center shelf features safety edges. Additional shelves can be specified and are factory installed.
- Ends, back and bottom are folded and spot-welded together. All feature safety edges.
- Back is recessed, with full-length concealed mounting plate for easy installation*. "Z"-brackets included.
- Both side panels are vented.
- All doors are double-panel and removable for easy cleaning.

* Wall mounting hardware not included.

features	weight lbs.	kg	TYPE 430 STAINLESS model #	TYPE 300 STAINLESS model #
left-hinged door	116	52.6	**WCH4-24C-L**	**WCH-24C-L**
left-hinged door with key lock	116	52.6	**WCH4-24C-LL**	**WCH-24C-LL**
right-hinged door	116	52.6	**WCH4-24C-R**	**WCH-24C-R**
right-hinged door with key lock	116	52.6	**WCH4-24C-RL**	**WCH-24C-RL**

Countertop Drop-In Sinks with Self Rim Design (NSF)

see spec sheet EG20.39

Not NSF approved for warewashing and/or food preparation operations.
Not intended for NSF installation into stainless steel worksurface. Please consult factory if need arises.



#SR-10-14-9.5-1
one-compartment sink



#SR-10-14-9.5-2
two-compartment sink

FEATURES:

- 300 series stainless steel.
- Faucet and 1½″ *(38mm)* outlet basket drain.

(•) MTS *(made to stock)* / ( ) MTO *(made to order)*

Note: Faucet holes are punched on 4″ *(102mm)* centers. To order sinks with faucet holes punched on 8″ *(203mm)* centers, add suffix **"-8CL" (example: SR18-24-13.5-2-8CL).** Consult factory for pricing.

Faucets sold separately for **"-8CL"** sinks. See page 199.

All weights and cubic feet in charts are approximate.

Recommended for 1″-thick countertops. If countertop is thicker than 1″, please indicate at time of order.

One Compartment – Furnished with #302004 faucet with gooseneck spout, except where noted. See page 199 for other available faucets.

inside bowl dimensions width x length x depth in.	mm	overall width x length in.	mm	TOP MOUNT cutout width x length in.	mm	BOTTOM MOUNT cutout* width x length in.	mm	gauge**	weight lbs.	kg	cu ft	model #
14″ x 10″ x 5″	356 x 254 x 127	19″ x 12¾″	483 x 324	17⅞″ x 11¼″	448 x 286	14 13/16″ x 10 13/16″	376 x 275	18	10	4.5	0.7	**SR10-14-5-1•**
14″ x 10″ x 9½″	356 x 254 x 241	18⅞″ x 12¾″	480 x 324	17½″ x 11¼″	445 x 286	14 13/16″ x 10 13/16″	376 x 275	18	12	5.4	1.4	**SR10-14-9.5-1•**
14″ x 12″ x 9½″	356 x 305 x 241	19″ x 14¾″	483 x 375	17⅞″ x 13¼″	448 x 337	14⅜″ x 12⅜″	365 x 314	16	14	6.4	1.7	**SR12-14-9.5-1•**
10″ x 14″ x 5″	254 x 356 x 127	15″ x 16¾″	381 x 426	13⅜″ x 15¼″	346 x 387	10 13/16″ x 14 13/16″	275 x 376	18	10	4.5	0.8	**SR14-10-5-1**
10″ x 14″ x 5″	254 x 356 x 127	15″ x 16¾″	381 x 426	13⅜″ x 15¼″	346 x 387	n/a		18	12	5.4	0.8	**SRU14-10-5-1*** **
10″ x 14″ x 9½″	254 x 356 x 241	15″ x 16⅝″	381 x 422	13⅜″ x 15⅛″	346 x 384	10 13/16″ x 14 13/16″	275 x 376	18	12	5.4	1.6	**SR14-10-9.5-1**
12″ x 14″ x 9½″	305 x 356 x 241	17″ x 16¾″	432 x 426	15⅝″ x 15¼″	397 x 387	12⅜″ x 14⅜″	314 x 365	16	14	6.4	1.8	**SR14-12-9.5-1**
16″ x 14″ x 9½″	406 x 356 x 241	21″ x 16¾″	533 x 425	19⅝″ x 15¼″	499 x 387	16⅝″ x 14⅝″	422 x 372	16	23	10.4	2.1	**SR14-16-9.5-1•**
14″ x 16″ x 9½″	356 x 406 x 241	19″ x 18¾″	483 x 476	17⅞″ x 17¼″	448 x 448	14⅝″ x 16⅝″	372 x 422	16	23	10.4	2.1	**SR16-14-9.5-1**
20″ x 16″ x 8″	508 x 406 x 203	24¾″ x 18½″	629 x 470	23⅜″ x 17″	594 x 432	20⅝″ x 16⅝″	524 x 422	18	26	11.8	2.2	**SR16-19-8-1★**
20″ x 16″ x 13½″	508 x 406 x 343	24¾″ x 18½″	629 x 470	23⅜″ x 17″	594 x 432	20⅝″ x 16⅝″	524 x 422	18	28	12.7	3.9	**SR16-19-13.5-1★**
24″ x 18″ x 13½″	610 x 457 x 343	28¾″ x 20½″	730 x 521	27⅜″ x 19″	695 x 483	24⅝″ x 18⅝″	626 x 473	18	32	14.5	4.9	**SR18-24-13.5-1★**
16″ x 20″ x 8″	406 x 508 x 203	20¾″ x 22½″	527 x 572	19⅜″ x 21″	492 x 533	16⅝″ x 20⅝″	422 x 524	18	24	10.9	2.3	**SR19-16-8-1■ •**
16″ x 20″ x 13½″	406 x 508 x 343	20¾″ x 22½″	527 x 572	19⅜″ x 21″	492 x 533	16⅝″ x 20⅝″	422 x 524	18	25	11.3	3.9	**SR19-16-13.5-1■•**
12″ x 20″ x 6½″	305 x 508 x 165	17″ x 22¾″	432 x 578	15⅝″ x 21¼″	397 x 540	12 3/16″ x 20⅛″	310 x 511	20	28	12.7	1.6	**SR20-12-6.5-1**
22″ x 22″ x 13½″	559 x 559 x 343	27″ x 24¾″	686 x 629	25⅝″ x 23¼″	651 x 591	see template included w/sink		16	34	15.4	5.5	**SR22-22-13.5-1■**
18″ x 24″ x 13½″	457 x 610 x 343	22¾″ x 26½″	578 x 673	21⅜″ x 25″	543 x 635	18⅝″ x 24⅝″	473 x 626	18	32	14.5	5.0	**SR24-18-13.5-1★**
24″ x 24″ x 13½″	610 x 610 x 343	28¾″ x 26½″	730 x 673	27⅜″ x 25″	695 x 635	24 11/16″ x 24 11/16″	627 x 627	18	36	16.3	6.4	**SR24-24-13.5-1■**

* See page 199 for Bottom Mount Kit; ** 16 gauge bowls are fabricated, 18 and 20 gauge bowls are deep-drawn; *** #SRU14-10-5-1 features an upturn on sides and rear;
★ These sinks utilize #301248 faucet with 8″ *(203mm)* swivel spout; ■ These sinks utilize #300490 faucet with 12″ *(305mm)* swivel spout



deck mount electronic-eye faucet

Optional Deck-Mount Electronic-Eye Faucet for One Compartment Drop-In Sinks only

To order, add suffix **"-FE"** to model #.
Example: SR10-14-5-1**-FE.** Consult factory for list price.

Two Compartment – Furnished with #300490 faucet with 12″ *(203mm)* spout, except where noted. See page 199 for other available faucets.

inside bowl dimensions width x length x depth in.	mm	overall width x length in.	mm	TOP MOUNT cutout width x length in.	mm	BOTTOM MOUNT cutout* width x length in.	mm	gauge**	weight lbs.	kg	cu ft	model #
14″ x 10″ x 9½″	356 x 254 x 241	18⅞″ x 24¾″	480 x 629	17½″ x 23¼″	445 x 591	14 13/16″ x 23″	376 x 584	18	25	11.3	2.8	**SR10-14-9.5-2 •★**
14″ x 12″ x 9½″	356 x 305 x 241	19″ x 28¾″	483 x 730	17⅞″ x 27¼″	448 x 692	14⅜″ x 26⅝″	365 x 676	16	27	12.2	3.2	**SR12-14-9.5-2**
16″ x 14″ x 9½″	406 x 356 x 241	21″ x 32¾″	525 x 832	19⅝″ x 31¼″	499 x 794	16⅝″ x 30⅝″	422 x 778	16	42	19.1	4.0	**SR14-16-9.5-2**
20″ x 16″ x 8″	508 x 406 x 203	24¾″ x 36¼″	527 x 921	23⅜″ x 34¾″	594 x 883	20⅝″ x 34¼″	524 x 870	18	48	21.8	4.3	**SR16-19-8-2**
20″ x 16″ x 13½″	508 x 406 x 343	24¾″ x 36¼″	527 x 921	23⅜″ x 34¾″	594 x 883	20⅝″ x 34¼″	524 x 870	18	52	23.6	7.5	**SR16-19-13.5-2 •**
24″ x 18″ x 13½″	610 x 457 x 343	28¾″ x 40¼″	578 x 1022	27⅜″ x 38¾″	695 x 984	24⅝″ x 38½″	626 x 978	18	56	24.9	9.7	**SR18-24-13.5-2**
22″ x 22″ x 13½″	559 x 559 x 343	27″ x 48¾″	686 x 1238	25⅝″ x 47¼″	651 x 1200	see template included w/sink		16	57	25.9	10.7	**SR22-22-13.5-2**
24″ x 24″ x 13½″	610 x 610 x 343	28¾″ x 52⅛″	730 x 1324	27⅜″ x 50⅝″	695 x 1286	24 13/16″ x 50¼″	630 x 1276	18	64	29.0	12.5	**SR24-24-13.5-2**

* See page 199 for Bottom Mount Kit; ** 16 gauge bowls are fabricated, 18 gauge bowls are deep-drawn;
★ Model #SR10-14-9.5-2 utilizes #301248 faucet with 8″ *(203mm)* swivel spout.

100 Industrial Boulevard, Clayton, DE 19938-8903 U.S.A.
Phone: 800-441-8440 or 302-653-3000. Fax: 302-653-2065
http://www.eaglegrp.com

EAGLE GROUP
Profit from the Eagle Advantage®

Countertop Drop-In Sinks with Self Rim Design (NSF)

see spec sheet EG20.39

FEATURES:
- 300 series stainless steel.
- Faucet and 1½″ *(38mm)* outlet basket drain.

(•) MTS *(made to stock)* / ( ) MTO *(made to order)*

Not NSF approved for warewashing and/or food preparation operations.
Not intended for NSF installation into stainless steel worksurface. Please consult factory if need arises.



#SR-10-14-9.5-3
three-compartment sink

Note: Faucet holes are punched on 4″ *(102mm)* centers. To order sinks with faucet holes punched on 8″ *(203mm)* centers, add suffix **"-8CL" (example: SR18-24-13.5-3-8CL).** Consult factory for pricing.

Faucets sold separately for **"-8CL"** sinks. See "T&S Deck Mount Faucets" chart below.

All weights and cubic feet in charts are approximate.

Recommended for 1″-thick countertops. For countertops thicker than 1″, consult factory.

Three Compartment – Furnished with #300490 faucet with 12″ *(305mm)* spout, except where noted. See below for other available faucets.

inside bowl dimensions width x length x depth in.	mm	overall width x length in.	mm	TOP MOUNT cutout width x length in.	mm	BOTTOM MOUNT cutout* width x length in.	mm	gauge**	weight lbs.	kg	cu ft	model #
14″ x 10″ x 9½″	356 x 254 x 241	18⅞″ x 36¾″	480 x 933	17½″ x 35¼″	445 x 895	14 13/16″ x 35″	376 x 889	18	37	16.8	4.1	**SR10-14-9.5-3 •**
14″ x 12″ x 9½″	356 x 305 x 241	19″ x 42¾″	483 x 1086	17⅝″ x 41¼″	448 x 1031	14⅜″ x 40⅝″	365 x 1032	16	39	17.6	4.7	**SR12-14-9.5-3**
16″ x 14″ x 9½″	406 x 356 x 241	21″ x 48¾″	533 x 1238	19⅝″ x 47¼″	498 x 1200	16⅝″ x 46⅝″	422 x 1184	16	66	29.9	6.0	**SR14-16-9.5-3 •**
20″ x 16″ x 8″	508 x 406 x 203	24¾″ x 54″	629 x 1372	23¾″ x 52½″	594 x 1334	20⅝″ x 52¼″	524 x 1327	18	72	32.7	6.3	**SR16-19-8-3**
20″ x 16″ x 13½″	508 x 406 x 343	24¾″ x 54″	629 x 1372	23¾″ x 52½″	594 x 1334	20⅝″ x 52¼″	524 x 1327	18	77	34.9	10.9	**SR16-19-13.5-3 •**
24″ x 18″ x 13½″	610 x 457 x 343	28¾″ x 60″	730 x 1524	27¾″ x 58½″	695 x 1486	24⅝″ x 58¼″	626 x 1480	18	82	37.2	14.1	**SR18-24-13.5-3★**

* See below for Bottom Mount Kit; ** 16 gauge bowls are fabricated, 18 gauge bowls are deep-drawn;
★ Model #SR18-24-13.5-3 utilizes #301440 faucet with 14″ *(356mm)* swivel spout.

Options for Countertop Drop-In Sinks

see spec sheet EG20.39

Note: Faucets listed are lead-free AB1953-compliant.

Faucets can be shipped UPS.

(•) MTS *(made to stock)* / ( ) MTO *(made to order)*

Standard Deck Mount Faucets — with 1/4-turn handles

description	model #
gooseneck faucet, 4″ *(102mm)* center, for single bowls	**302004**
8″ *(203mm)* spout, 4″ *(102mm)* centers, for single and double bowls	**301248**
12″ *(305mm)* spout, 4″ *(102mm)* centers, for triple bowls	**300490**
14″ *(356mm)* spout, 4″ *(102mm)* centers, for triple bowls	**301440**



#302004 faucet



#301248 faucet

T&S Deck Mount Faucets (T&S) *OUR BEST*

description	model #
gooseneck faucet, 4″ *(102mm)* center, for single bowls	**313308**
8″ *(203mm)* spout, 4″ *(102mm)* center, for single and double bowls	**313306**
8″ *(203mm)* spout, 4″ *(102mm)* center, for single and double bowls, with spray arm	**377430 ***
8″ *(203mm)* spout, 8″ *(203mm)* center, for single and double bowls, with spray arm	**303560 ***
12″ *(305mm)* spout, 4″ *(102mm)* center, for triple bowls	**313303**
12″ *(305mm)* spout, 8″ *(203mm)* center, for triple bowls, with spray arm	**303561 ***
14″ *(356mm)* spout, 4″ *(102mm)* center, for triple bowls	**313307**
14″ *(356mm)* spout, 8″ *(203mm)* center, for triple bowls, with spray arm	**303562 ***

* Faucets with spray arm require special faucet holes.



#303560 faucet

Bottom-Mount Kit — One kit per one-compartment sinks, two kits per two-compartment sink, three kits per three-compartment sink.

description	model #
8 undermount clips per kit	**362188**



undermount clip

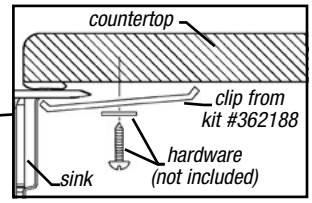

100 Industrial Boulevard, Clayton, DE 19938-8903 U.S.A.
Phone: 800-441-8440 or 302-653-3000. Fax: 302-653-2065
http://www.eaglegrp.com

Countertop Drop-Ins with No Deck

see spec sheet **EG20.17**

FEATURES:

- 300 series stainless steel.
- Basket drain.
- 1⅜″ trim on all four sides.



One Compartment

inside bowl dimensions width x length x depth in.	mm	overall width x length in.	mm	TOP MOUNT cutout width x length in.	mm	BOTTOM MOUNT cutout* width x length in.	mm	gauge**	weight lbs.	kg	cu ft	model #
14″ x 10″ x 5″	356 x 254 x 127	16⅝″ x 12¾″	422 x 324	15¼″ x 11¼″	387 x 286	14 13/16″ x 10 13/16″	376 x 275	20	10	4.5	0.7	**SR10-14-5-1-ND** •
14″ x 10″ x 9½″	356 x 254 x 241	16½″ x 12¾″	419 x 324	15¼″ x 11¼″	387 x 286	14 13/16″ x 10 13/16″	376 x 275	18	12	5.4	1.4	**SR10-14-9.5-1-ND** •
14″ x 12″ x 9½″	356 x 305 x 241	16⅝″ x 14¾″	422 x 375	15¼″ x 13¼″	387 x 337	14⅜″ x 12⅜″	365 x 314	16	14	6.4	1.7	**SR12-14-9.5-1-ND** •
16″ x 14″ x 9½″	406 x 356 x 241	18⅝″ x 16¾″	473 x 425	17¼″ x 15¼″	438 x 387	16⅝″ x 14⅝″	422 x 372	16	23	10.4	2.1	**SR14-16-9.5-1-ND** •
20″ x 16″ x 8″	508 x 406 x 203	22⅜″ x 18½″	568 x 470	21″ x 17″	533 x 432	20⅝″ x 16⅝″	524 x 422	18	26	11.8	2.2	**SR16-19-8-1-ND**
20″ x 16″ x 13½″	508 x 406 x 343	22⅜″ x 18½″	568 x 470	21″ x 17″	533 x 432	20⅝″ x 16⅝″	524 x 422	18	28	12.7	3.9	**SR16-19-13.5-1-ND**
24″ x 18″ x 13½″	610 x 457 x 343	26⅜″ x 20½″	670 x 521	25″ x 19″	635 x 483	24⅝″ x 18⅝″	626 x 473	18	32	14.5	4.9	**SR18-24-13.5-1-ND**
22″ x 22″ x 13½″	559 x 559 x 343	24⅜″ x 24¾″	626 x 629	23¼″ x 23¼″	591 x 591	22⅝″ x 22⅝″	575 x 575	16	34	15.4	5.5	**SR22-22-13.5-1-ND**
24″ x 24″ x 13½″	610 x 610 x 343	26⅜″ x 26½″	670 x 673	25″ x 25″	635 x 635	24 1/16″ x 24 1/16″	627 x 627	18	36	16.3	6.4	**SR24-24-13.5-1-ND**

* See page 199 for Bottom Mount Kit. ** 16-gauge bowls are fabricated, 18 and 20 gauge bowls are deep-drawn.

Two Compartment

inside bowl dimensions width x length x depth in.	mm	overall width x length in.	mm	TOP MOUNT cutout width x length in.	mm	BOTTOM MOUNT cutout* width x length in.	mm	gauge**	weight lbs.	kg	cu ft	model #
14″ x 10″ x 9½″	356 x 254 x 241	16½″ x 24¾″	419 x 629	15¼″ x 23¼″	387 x 591	14 13/16″ x 23″	376 x 584	18	25	11.3	2.8	**SR10-14-9.5-2-ND** •
14″ x 12″ x 9½″	356 x 305 x 241	16⅝″ x 28¾″	422 x 730	15¼″ x 27¼″	387 x 692	14⅜″ x 26⅝″	365 x 676	16	27	12.2	3.2	**SR12-14-9.5-2-ND**
16″ x 14″ x 9½″	406 x 356 x 241	18⅝″ x 32¾″	473 x 832	17¼″ x 31¼″	438 x 794	16⅝″ x 30⅝″	422 x 778	16	42	19.1	4.0	**SR14-16-9.5-2-ND**
20″ x 16″ x 8″	508 x 406 x 203	22⅜″ x 36¼″	568 x 921	21″ x 34¾″	533 x 883	20⅝″ x 34½″	524 x 876	18	48	21.8	4.3	**SR16-19-8-2-ND**
20″ x 16″ x 13½″	508 x 406 x 343	22⅜″ x 36¼″	568 x 921	21″ x 34¾″	533 x 883	20⅝″ x 34½″	524 x 876	18	52	23.6	7.5	**SR16-19-13.5-2-ND** •
24″ x 18″ x 13½″	610 x 457 x 343	26⅜″ x 40¼″	670 x 1022	25″ x 38¾″	635 x 984	24⅝″ x 38½″	626 x 978	18	56	24.9	9.7	**SR18-24-13.5-2-ND**
22″ x 22″ x 13½″	559 x 559 x 343	24⅝″ x 48¾″	626 x 1238	23¼″ x 47¼″	591 x 1200	22⅝″ x 46⅝″	575 x 1184	16	57	25.9	10.7	**SR22-22-13.5-2-ND**
24″ x 24″ x 13½″	610 x 610 x 343	26⅜″ x 52⅛″	670 x 1324	25″ x 50⅝″	635 x 1286	24 13/16″ x 50¼″	630 x 1276	18	64	29.0	12.5	**SR24-24-13.5-2-ND**

* See page 199 for Bottom Mount Kit. ** 16-gauge bowls are fabricated, 18 and 20 gauge bowls are deep-drawn.

Three Compartment

inside bowl dimensions width x length x depth in.	mm	overall width x length in.	mm	TOP MOUNT cutout width x length in.	mm	BOTTOM MOUNT cutout* width x length in.	mm	gauge**	weight lbs.	kg	cu ft	model #
14″ x 10″ x 9½″	356 x 254 x 241	16½″ x 36¾″	419 x 933	15¼″ x 35¼″	387 x 895	14 13/16″ x 35″	376 x 889	18	37	16.8	4.1	**SR10-14-9.5-3-ND** •
14″ x 12″ x 9½″	356 x 305 x 241	16⅝″ x 42¾″	422 x 1086	15¼″ x 41¼″	387 x 1031	14⅜″ x 40⅝″	331 x 1032	16	39	17.6	4.7	**SR12-14-9.5-3-ND**
16″ x 14″ x 9½″	406 x 356 x 241	18⅝″ x 48¾″	473 x 1238	17¼″ x 47¼″	438 x 1200	16⅝″ x 46⅝″	422 x 1184	16	66	29.9	6.0	**SR14-16-9.5-3-ND** •
20″ x 16″ x 8″	508 x 406 x 203	22⅜″ x 54″	568 x 1372	21″ x 52½″	533 x 1334	20⅝″ x 52¼″	524 x 1327	18	72	32.7	6.3	**SR16-19-8-3-ND**
20″ x 16″ x 13½″	508 x 406 x 343	22⅜″ x 54″	568 x 1372	21″ x 52½″	533 x 1334	20⅝″ x 52¼″	524 x 1327	18	77	34.9	10.9	**SR16-19-13.5-3-ND** •
24″ x 18″ x 13½″	610 x 457 x 343	26⅜″ x 60″	670 x 1524	25″ x 58½″	635 x 1486	24⅝″ x 58¼″	626 x 1480	18	82	37.2	14.1	**SR18-24-13.5-3-ND**

* See page 199 for Bottom Mount Kit. ** 16-gauge bowls are fabricated, 18 and 20 gauge bowls are deep-drawn.

100 Industrial Boulevard, Clayton, DE 19938-8903 U.S.A.
Phone: 800-441-8440 or 302-653-3000. Fax: 302-653-2065
http://www.eaglegrp.com

EAGLE GROUP
Profit from the Eagle Advantage®

Seamless Welded-In Sinks (NSF)

see spec sheet **EG20.18**

FEATURES:

- For NSF-approved welded fabrication only.
- Seamless bowls.
- Type 300 stainless steel construction.
- Basket drain.

Note: All shipping weights and cubic feet are approximate.



For Undermount…

An understructure* is secured atop cabinet, then the sink's flanges are secured between understructure and countertop.

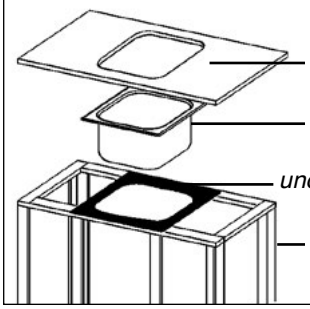

* provided by contractor

One Compartment

inside bowl dimensions width x length x depth in.	mm	overall dimensions width x length in.	mm	gauge*	drain in.	mm	weight lbs.	kg	cu ft	model #
14″ x 10″ x 5″	356 x 254 x 127	16″ x 12″	406 x 305	20	3½″	89	9	4.1	1.4	**FDI-10-14-5-1**
14″ x 10″ x 9½″	356 x 254 x 241	16″ x 12″	406 x 305	18	3½″	89	11	5.0	1.4	**FDI-10-14-9.5-1**
14″ x 12″ x 9½″	356 x 305 x 241	16″ x 14″	406 x 356	16	3½″	89	13	5.8	2.4	**FDI-12-14-9.5-1**
20″ x 12″ x 6½″	508 x 305 x 165	22″ x 14″	559 x 356	20	2″	51	14	6.4	2.6	**FDI-12-20-6.5-1**
16″ x 14″ x 6″	406 x 356 x 152	18″ x 16″	457 x 406	20	3½″	89	14	6.4	2.5	**FDI-14-16-6-1**
16″ x 14″ x 9½″	406 x 356 x 241	18″ x 16″	457 x 406	16	3½″	89	14	6.4	2.3	**FDI-14-16-9.5-1**
20″ x 16″ x 8″	508 x 406 x 203	21¾″ x 18″	552 x 457	18	3½″	89	23	10.4	3.7	**FDI-16-19-8-1**
20″ x 16″ x 13½″	508 x 406 x 343	21¾″ x 18″	552 x 457	18	3½″	89	25	11.3	3.7	**FDI-16-19-13.5-1**
24″ x 18″ x 13½″	610 x 457 x 343	26″ x 20″	660 x 508	18	3½″	89	37	16.8	8.6	**FDI-18-24-13.5-1**
20″ x 20″ x 5″	508 x 508 x 127	22″ x 22″	559 x 559	20	3½″	89	19	8.6	1.5	**FDI-20-20-5-1**
22″ x 22″ x 13½″	559 x 559 x 343	24″ x 24″	610 x 610	16	3½″	89	39	17.6	7.3	**FDI-22-22-13.5-1**
24″ x 24″ x 13½″	610 x 610 x 343	26″ x 26″	660 x 660	18	3½″	89	41	18.6	8.3	**FDI-24-24-13.5-1**

* 16 gauge bowls are fabricated, 18 and 20 gauge bowls are deep-drawn.

Two Compartment

inside bowl dimensions width x length x depth in.	mm	overall dimensions width x length in.	mm	gauge*	drain in.	mm	weight lbs.	kg	cu ft	model #
14″ x 10″ x 9½″	356 x 254 x 241	16″ x 24″	406 x 610	18	3½″	89	19	8.6	6.5	**FDI-10-14-9.5-2**
14″ x 12″ x 9½″	356 x 305 x 241	16″ x 28″	406 x 711	16	3½″	89	21	9.5	4.5	**FDI-12-14-9.5-2**
16″ x 14″ x 9½″	406 x 356 x 241	18″ x 32″	457 x 813	16	3½″	89	25	11.3	6.2	**FDI-14-16-9.5-2**
20″ x 16″ x 8″	508 x 406 x 203	21¾″ x 36″	552 x 914	18	3½″	89	43	19.5	5.1	**FDI-16-19-8-2**
20″ x 16″ x 13½″	508 x 406 x 343	21¾″ x 36″	552 x 914	18	3½″	89	50	22.7	7.6	**FDI-16-19-13.5-2**
24″ x 18″ x 13½″	610 x 457 x 343	26″ x 40″	660 x 1016	18	3½″	89	73	33.1	15.7	**FDI-18-24-13.5-2**
22″ x 22″ x 13½″	559 x 559 x 343	24″ x 48″	610 x 1219	16	3½″	89	75	34.0	12.6	**FDI-22-22-13.5-2**
24″ x 24″ x 13½″	610 x 610 x 343	26″ x 52″	660 x 1321	18	3½″	89	81	36.7	15.0	**FDI-24-24-13.5-2**

* 16 gauge bowls are fabricated, 18 gauge bowls are deep-drawn.

100 Industrial Boulevard, Clayton, DE 19938-8903 U.S.A.
Phone: 800-441-8440 or 302-653-3000. Fax: 302-653-2065
http://www.eaglegrp.com

Seamless Welded-In Sinks (NSF)

see spec sheet **EG20.18**



FEATURES:

- For NSF-approved welded fabrication only.
- Seamless bowls.
- Type 300 stainless steel construction.
- 3½″ (89mm) basket drain.

Note: All shipping weights and cubic feet are approximate.

See page 201 for undermount.

Three Compartment

inside bowl dimensions width x length x depth in.	mm	overall dimensions width x length in.	mm	gauge*	drain in.	mm	weight lbs.	kg	cu ft	model #
14″ x 10″ x 9½″	356 x 254 x 241	16″ x 36″	406 x 914	18	3½″	89	27	12.2	4.0	**FDI-10-14-9.5-3**
14″ x 12″ x 9½″	356 x 305 x 241	16″ x 42″	406 x 1067	16	3½″	89	30	13.6	5.3	**FDI-12-14-9.5-3**
16″ x 14″ x 9½″	406 x 356 x 241	18″ x 48″	457 x 1219	16	3½″	89	36	16.3	7.2	**FDI-14-16-9.5-3**
20″ x 16″ x 8″	508 x 406 x 203	21¾″ x 54″	552 x 1372	18	3½″	89	63	28.6	11.3	**FDI-16-19-8-3**
20″ x 16″ x 13½″	508 x 406 x 343	21¾″ x 54″	552 x 1372	18	3½″	89	75	34.0	15.9	**FDI-16-19-13.5-3**
24″ x 18″ x 13½″	610 x 457 x 343	26″ x 60″	660 x 1524	18	3½″	89	101	45.8	21.8	**FDI-18-24-13.5-3**
22″ x 22″ x 13½″	559 x 559 x 343	24″ x 72″	610 x 1829	16	3½″	89	113	51.3	19.8	**FDI-22-22-13.5-3**
24″ x 24″ x 13½″	610 x 610 x 343	26″ x 78″	660 x 1981	18	3½″	89	123	55.8	21.8	**FDI-24-24-13.5-3**

Four Compartment

inside bowl dimensions width x length x depth in.	mm	overall dimensions width x length in.	mm	gauge*	drain in.	mm	weight lbs.	kg	cu ft	model #
14″ x 10″ x 9½″	356 x 254 x 241	16″ x 48″	406 x 1219	18	3½″	89	35	15.9	6.0	**FDI-10-14-9.5-4**
14″ x 12″ x 9½″	356 x 305 x 241	16″ x 56″	406 x 1422	16	3½″	89	39	17.6	7.2	**FDI-12-14-9.5-4**
16″ x 14″ x 9½″	406 x 356 x 241	18″ x 64″	457 x 1626	16	3½″	89	47	21.3	9.7	**FDI-14-16-9.5-4**
20″ x 16″ x 8″	508 x 406 x 203	21¾″ x 72″	552 x 1829	18	3½″	89	83	37.6	16.9	**FDI-16-19-8-4**
20″ x 16″ x 13½″	508 x 406 x 343	21¾″ x 72″	552 x 1829	18	3½″	89	100	45.4	14.8	**FDI-16-19-13.5-4**
24″ x 18″ x 13½″	610 x 457 x 343	26″ x 80″	660 x 3032	18	3½″	89	129	58.5	28.4	**FDI-18-24-13.5-4**
22″ x 22″ x 13½″	559 x 559 x 343	24″ x 96″	610 x 2438	16	3½″	89	151	68.6	23.5	**FDI-22-22-13.5-4**
24″ x 24″ x 13½″	610 x 610 x 343	26″ x 104″	660 x 2642	18	3½″	89	163	73.9	28.5	**FDI-24-24-13.5-4**

* 16 gauge bowls are fabricated, 18 gauge bowls are deep-drawn.

Seamless Welded-In Sinks with Fabricated Wall (NSF)

see spec sheet **EG20.16**

FEATURES:

- For NSF-approved welded fabrication only.
- Type 304 18-8 stainless steel construction.
- ⅝″ *(16mm)* radius corners.
- 3½″ *(89mm)* drain hole with sump.
- Swirl away drainage.

Tapered bowls allow for 60% nesting, which facilitates shipping and storage!

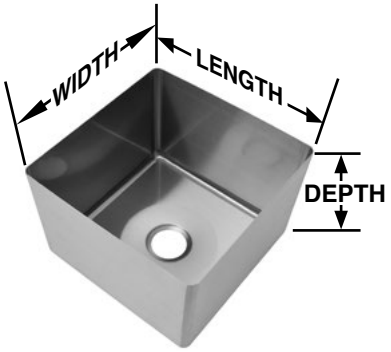

inside bowl dimensions (W x L x D) in.	mm	gauge	weight lbs.	kg	cu ft	model #
9″ x 12″ x 6″	229 x 305 x 432	16	6	2.7	0.4	**FNWNF-9-12-6-1**
9″ x 14″ x 8″	229 x 356 x 203	16	8	3.6	0.5	**FNWNF-9-14-8-1**
12″ x 14″ x 8″	305 x 356 x 203	16	11	5.0	0.8	**FNWNF-12-14-8-1**
14″ x 16″ x 8″	356 x 406 x 203	16	12	5.4	1.0	**FNWNF-14-16-8-1**
18″ x 18″ x 10″	457 x 457 x 254	14	24	10.9	1.9	**FNWNF-18-18-10-1**
18″ x 18″ x 12″	457 x 457 x 305	14	27	12.2	2.3	**FNWNF-18-18-12-1**
20″ x 20″ x 10″	508 x 508 x 254	14	25	11.3	2.3	**FNWNF-20-20-10-1**
20″ x 20″ x 12″	508 x 508 x 305	14	29	13.2	2.8	**FNWNF-20-20-12-1**
20″ x 20″ x 14″	508 x 508 x 356	14	32	14.5	3.2	**FNWNF-20-20-14-1**
20″ x 27″ x 6″	508 x 686 x 432	14	20	9.0	1.5	**FNWNF-20-27-6-1**
20½″ x 20½″ x 5″	521 x 521 x 127	14	18	8.2	1.2	**FNWNF-20.5-20.5-5-1**
20½″ x 20½″ x 8″	521 x 521 x 203	14	24	10.9	1.9	**FNWNF-20.5-20.5-8-1**
24″ x 24″ x 12″	610 x 610 x 305	14	38	17.2	4.0	**FNWNF-24-24-12-1**
24″ x 24″ x 14″	610 x 610 x 356	14	42	19.1	4.7	**FNWNF-24-24-14-1**

100 Industrial Boulevard, Clayton, DE 19938-8903 U.S.A.
Phone: 800-441-8440 or 302-653-3000. Fax: 302-653-2065
http://www.eaglegrp.com

EAGLE GROUP
Profit from the Eagle Advantage®

Custom Sink Modifications

see spec sheet **EG20.50**

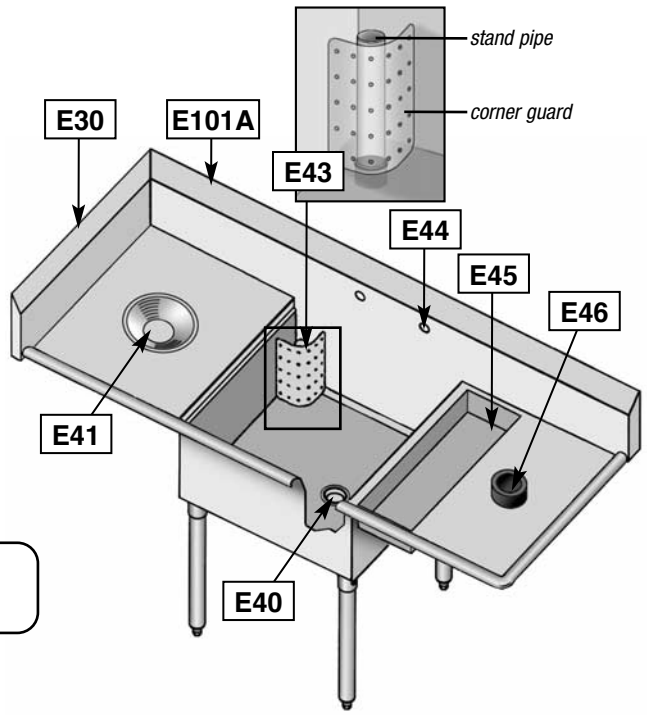

See pages 369-372 for more custom options and accessories.

Note: Sink modifications may be added to NSF-certified products.

model #	description
E30	End splash - per end, all heights
E40	Provision for sink heater
E41 **E41A**	Disposal provision package—collar Disposal provision package—cone
E43	Stand pipe with corner guard, available only on FN-style and utility sinks
E44	Faucet hole revision - adding or moving
E45	Trough installed in drainboard
E46	Rubber scrap block installed
E101A	Turn down backsplash - per sink, includes Z-clips

Not Pictured

model #	description
E37 **E37A**	NSF sprayed-on sound deadening - up to 12´ *(3658mm)* - for each additional foot
E38-6 * **E38-12** *	Cantilever mount up to 6´ *(1829mm)* - add to wall shelf price Cantilever mount up to 12´ *(3658mm)* - add to wall shelf price
E39	Enclosed backsplash
E47	Sink cover holders, sized for stainless steel or poly (includes upper and lower track)
E48 **E48A**	Stainless steel apron, to cover sink bowls - 2 or 3 compartment - for each additional compartment over 3
E49 **E49A**	s/s undershelf under drainboards - up to 24˝ *(610mm)* w/short legs - for each additional foot over 24˝ *(610mm)*
E50	Provision for water pump
E51	Optional size drainboard
E52	High backsplash up to 13˝ *(330mm)*
E53	High backsplash up to 18˝ *(457mm)*
E54	Working height revision
E55	Drainboard corner turn
E56	overflow hole

* Applicable to wall mount shelves and pot racks.

100 Industrial Boulevard, Clayton, DE 19938-8903 U.S.A.
Phone: 800-441-8440 or 302-653-3000. Fax: 302-653-2065
http://www.eaglegrp.com

Sink Accessories/Replacements

see spec sheet **EG20.51A**

Can be shipped UPS.



polyboard sink cover



stainless steel sink cover

Sink Covers…

For 412, 414, 314, and Spec-Master® FN Series Sinks only.

	…Polyboard	…Stainless Steel
fits sink bowl size	model #	model #
14″ x 10″ *(356 x 254mm)*	**313207**	**321555**
16″ x 20″ *(483 x 508mm)*	**351584**	**351585**
20″ x 18″ *(508 x 457mm)*	**335377**	**346175**
20″ x 20″ *(508 x 508mm)*	**326267**	**305428**
22″ x 22″ *(559 x 559mm)*	**313204**	**321557**
24″ x 18″ *(610 x 457mm)*	**326268**	**326270**
24″ x 24″ *(610 x 610mm)*	**313205**	**321558**
28″ x 20″ *(711 x 508mm)*	**326269**	**326271**



Control Bracket

description	model #
3″ x 5″ *(76 x 127mm)*, extra heavy duty	**309796**

Note: Requires custom mounting.

stainless steel flanged bullet foot



Leg Components

description	model #
19″ *(483mm)* stainless steel leg for utility sinks	**300315**
stainless steel bullet feet	**300692**
stainless steel flanged bullet feet	**313835**
plastic bullet feet	**300293**



lever handle drain with overflow



twist handle drain



crumb cup strainer



lever handle drain

Drains

description	max. flow rate gal. per minute	max. flow rate gal. per hour	model #
lever handle drain with 1.5″ or 2″ *(38 or 51mm)* NPS connection	27	1620	**300720**
lever handle drain with 2″ *(51mm)* NPS connection	32	1920	**300721**
lever handle drain with 2″ *(51mm)* NPS connection and overflow	32	1920	**300722**
twist handle drain with 1.5″ or 2″ *(38 or 51mm)* NPS connection	27	1620	**341189 ***
twist handle drain with 2″ *(51mm)* NPS connection	32	1920	**336002 ***
twist handle drain with 2″ *(51mm)* NPS connection and overflow	32	1920	**341190 ***
nickel-plated brass rotary drain with 1.5″ or 2″ *(38 or 51mm)* NPS connection	40	2400	**369653**
crumb cup strainer with 1.5″ *(38mm)* outlet	18	1080	**300287**

* Twist handle bracket, for use with twist handle drain, should be ordered as sink option **"-TB"** at time of sink order

—or see 'Sink Kits' on page 177 *(for 314, 412, or 414 Series sinks)* or page 186 *(for FN Series sinks).*

100 Industrial Boulevard, Clayton, DE 19938-8903 U.S.A.
Phone: 800-441-8440 or 302-653-3000. Fax: 302-653-2065
http://www.eaglegrp.com

EAGLE GROUP
Profit from the Eagle Advantage®

Sink Accessories/Replacements

see spec sheets **EG20.51A** *and* **EG20.51B**

(•) MTS *(made to stock)* / ( ) MTO *(made to order)*

Note: Faucets listed are lead-free AB1953-compliant.

Can be shipped UPS.

Plumbing Components

description	model #
P-trap, nickel-plated	**300789**
tail piece for 1.5″ *(38.1mm)* IPS connection, nickel-plated	**300791**
anti-siphon vacuum breaker	**313832**
backflow preventer	**313834**



P-trap *tail piece* *anti-siphon vacuum breaker* *backflow preventer*

Standard Faucets

- 8″ *(203mm)* centers.
- Splash mounted

description	model #
8″ *(203mm)* spout, standard	**313918**
12″ *(305mm)* spout, standard	**300716**
14″ *(356mm)* spout, standard	**300804**
16″ *(406mm)* spout, standard	**313919**
12″ *(305mm)* spout, heavy duty	**301001**
14″ *(356mm)* spout, heavy duty	**301002**
19″ *(489mm)* double-jointed spout	**301003**
gooseneck, 8″ *(203mm)* center	**313075**



19″ (483mm) double-jointed spout faucet



12″ (305mm) heavy duty faucet

Repair Kits for Standard Faucets

description	for faucets #	model #
hot/cold stems, handles, seats, bonnet nuts, O-rings	313918, 313919	**304146**
hot/cold ceramic cartridge	300716, 300804	**368421**

Standard Faucets with Wrist Handles

- Deck mounted with 4″ *(102mm)* centers.
- 4″ *(102mm)* long wrist handles and gooseneck spout.

description	model #
standard, rigid gooseneck spout	**301005**
heavy duty, swivel gooseneck spout	**301004**



standard wrist handle faucet

OUR BEST



T&S Extra Heavy Duty Faucets

12″ (305mm) T&S faucet

- Top-of-the-line.
- Splash mounted with 8″ *(203mm)* centers.
- T&S quality products.

description	model #
8″ *(203mm)* spout	**313920**
10″ *(254mm)* spout	**340380**
12″ *(305mm)* spout	**313293**
14″ *(356mm)* spout	**313294**

OUR BEST

T&S Extra Heavy Duty Faucet with Wrist Handles



T&S faucet with wrist handles

- Top-of-the-line T&S quality.
- Deck mounted with 4″ *(102mm)* centers.
- 4″ *(102mm)* long wrist handles and rigid gooseneck spout.

description	model #
extra heavy duty	**313304**

Prerinse Units and Components

Can be shipped UPS.

Standard

description	model #
splash mounted spray unit	300719
deck mounted spray unit	300718
faucet add-on with 12″ *(305mm)* spout	301189
wall bracket	301190
prerinse hose, 36″ *(914mm)* length	313116
prerinse spray valve assembly for spray units #300718 and 300719	313323

T&S Extra Heavy Duty - Top-of-the-line. *OUR BEST*

description	model #
splash mounted spray unit with wall bracket	313296
deck mounted spray unit with wall bracket	313295
faucet add-on with 12″ *(305mm)* spout for use with #313296 faucet	313297



splash mounted prerinse spray unit

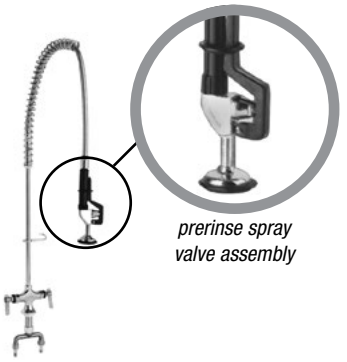

deck mounted prerinse spray unit

prerinse spray valve assembly



prerinse wall bracket



prerinse faucet add-on

PowerPulse™ Prerinse Spray Valves

High Efficiency Prerinse Spray Valves from Encore Premium Plumbing Products is a patent-pending design, using pulsating jets of water to power-off dried and baked-on food in only 12 seconds (Fisher-Nickel test). Saves water, but does not sacrifice cleaning performance. Easily retrofits onto most existing pre-rinses.

description	model #
High-efficiency pre-spray rinse valve uses less water (0.74gpm), features pulsing action	384794
High-efficiency pre-spray rinse valve uses only 1.05gpm water, features pulsing action	384795



#384794

Portable Cool Trough® Water Tempering System

see spec sheet **EG25.03C**



PATENTED!
(patent #9,588,525)

FEATURES:

- Integral mechanical temperature sensor maintains water temperature of 130˚F or less.
- Built-in pitch towards drain ensures complete drainage.
- 3″ (76mm)-diameter casters—two rigid, two swivel with brake.
- No electrical connection required.
- 12 gauge base.

Note: Water line and connection provided by plumbing contractor.

overall side-to-side in.	overall side-to-side mm	overall * front-to-back in.	overall * front-to-back mm	overall height in.	overall height mm	weight lbs.	weight kg	model #
15″	381	12″	305	36″	914	116	52.6	PWTFT-1215

* Includes base and handle.

See pages 209 & 210 for more Cool Trough® Water Tempering Systems.

100 Industrial Boulevard, Clayton, DE 19938-8903 U.S.A.
Phone: 800-441-8440 or 302-653-3000. Fax: 302-653-2065
http://www.eaglegrp.com

EAGLE GROUP
Profit from the Eagle Advantage®

Floor Troughs (NSF)

see spec sheets **EG25.00A** **EG25.00B**



floor trough with subway-style grating

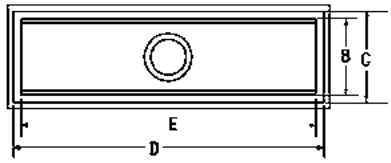

(see chart below for dimensions A through E)

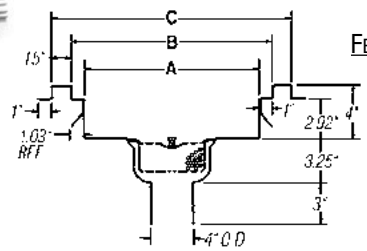

FEATURES:

- Built-in pitch towards drain ensures complete drainage.
- Secured with anchor straps.
- Stainless steel drain accommodates up to a 4″ *(102mm)* diameter pipe, and removable perforated stainless steel basket.
- Stainless steel subway-style grating or fiberglass grating.

Note: Custom sizes available. Contact factory for pricing.

Gray Fiberglass Grating available.
To order add suffix **"G"** to model #.
Example FT-1218-FGG.

(•) MTS *(made to stock)* / ( ) MTO *(made to order)*

Note: Floor Troughs with ADA-compliant Grating* available! Provides a more solid walking area, and objects are less likely to fall through. Available in gray only. For Floor Troughs with Fiberglass AND Stainless Steel Grating! To order, add suffix **"-ADA"**. **Example: FT-1224-FG-ADA**.

…with Yellow Fiberglass Grating

** Troughs with optional ADA-compliant Fiberglass Grating features wider T-bars resistant to corrosion, skid, fire, chipping and cracking. To order,* **add 5% to list price**.

dimension D in.	dimension D mm	dimension E in.	dimension E mm	**12″ (305mm) WIDE TROUGHS** dimension A: 7″ *(178mm)* dimension B: 9″ *(229mm)* dimension C: 12″ *(305mm)* model #	**15″ (381mm) WIDE TROUGHS** dimension A: 10″ *(254mm)* dimension B: 12″ *(305mm)* dimension C: 15″ *(381mm)* model #	**18″ (457mm) WIDE TROUGHS** dimension A: 13″ *(330mm)* dimension B: 15″ *(381mm)* dimension C: 18″ *(457mm)* model #	**24″ (610mm) WIDE TROUGHS** dimension A: 19″ *(483mm)* dimension B: 21″ *(533mm)* dimension C: 24″ *(610mm)* model #
18″	457	15″	381	**FT-1218-FG**	-	-	-
24″	610	21″	533	**FT-1224-FG**	**FT-1524-FG**	**FT-1824-FG**	**FT-2424-FG**
30″	762	27″	686	**FT-1230-FG**	**FT-1530-FG**	**FT-1830-FG**	**FT-2430-FG**
36″	914	33″	838	**FT-1236-FG**	**FT-1536-FG**	**FT-1836-FG**	**FT-2436-FG** •
48″	1219	45″	1143	**FT-1248-FG**	**FT-1548-FG**	**FT-1848-FG**	**FT-2448-FG**
60″	1524	57″	1448	**FT-1260-FG**	**FT-1560-FG**	**FT-1860-FG**	**FT-2460-FG**
72″	1829	69″	1753	**FT-1272-FG**	**FT-1572-FG**	**FT-1872-FG**	**FT-2472-FG**
84″	2134	81″	2057	**FT-1284-FG**	**FT-1584-FG**	**FT-1884-FG**	**FT-2484-FG**
96″	2438	93″	2362	**FT-1296-FG**	**FT-1596-FG**	**FT-1896-FG**	**FT-2496-FG**
120″	3048	117″	2972	**FT-12120-FG**	**FT-15120-FG**	**FT-18120-FG**	**FT-24120-FG**

…with Subway-Style Stainless Steel Grating

** Troughs with optional ADA-compliant Stainless Steel Grating features added stainless steel flat bars spaced only 1/4″ apart.* **Call factory for pricing**

dimension D in.	dimension D mm	dimension E in.	dimension E mm	**12″ (305mm) WIDE TROUGHS** dimension A: 7″ *(178mm)* dimension B: 9″ *(229mm)* dimension C: 12″ *(305mm)* model #	**15″ (381mm) WIDE TROUGHS** dimension A: 10″ *(254mm)* dimension B: 12″ *(305mm)* dimension C: 15″ *(381mm)* model #	**18″ (457mm) WIDE TROUGHS** dimension A: 13″ *(330mm)* dimension B: 15″ *(381mm)* dimension C: 18″ *(457mm)* model #	**24″ (610mm) WIDE TROUGHS** dimension A: 19″ *(483mm)* dimension B: 21″ *(533mm)* dimension C: 24″ *(610mm)* model #
18″	457	15″	381	**FT-1218-SG**	-	-	-
24″	610	21″	533	**FT-1224-SG** •	**FT-1524-SG**	**FT-1824-SG** •	**FT-2424-SG**
30″	762	27″	686	**FT-1230-SG**	**FT-1530-SG**	**FT-1830-SG**	**FT-2430-SG**
36″	914	33″	838	**FT-1236-SG** •	**FT-1536-SG**	**FT-1836-SG** •	**FT-2436-SG** •
48″	1219	45″	1143	**FT-1248-SG** •	**FT-1548-SG**	**FT-1848-SG**	**FT-2448-SG**
60″	1524	57″	1448	**FT-1260-SG**	**FT-1560-SG**	**FT-1860-SG**	**FT-2460-SG**
72″	1829	69″	1753	**FT-1272-SG**	**FT-1572-SG**	**FT-1872-SG**	**FT-2472-SG**
84″	2134	81″	2057	**FT-1284-SG**	**FT-1584-SG**	**FT-1884-SG**	**FT-2484-SG**
96″	2438	93″	2362	**FT-1296-SG**	**FT-1596-SG**	**FT-1896-SG**	**FT-2496-SG**
120″	3048	117″	2972	**FT-12120-SG**	**FT-15120-SG**	**FT-18120-SG**	**FT-24120-SG**

Anti-Splash Floor Troughs



"Anti-Splash" design assures complete drainage while preventing splashing back onto the floor.

see spec sheets **EG25.01A** **EG25.01B**

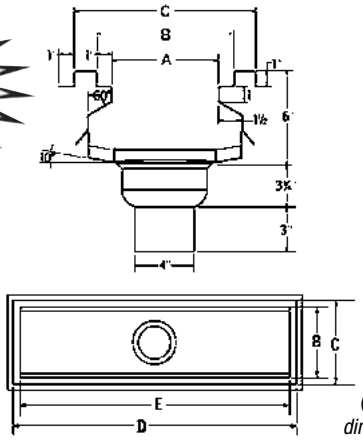

(see chart below for dimensions A through E)

FEATURES:

- Built-in pitch towards drain ensures complete drainage.
- Secured with anchor straps.
- Stainless steel drain accommodates up to a 4″ *(102mm)* diameter pipe, and removable perforated stainless steel basket.
- Stainless steel subway-style grating or fiberglass grating.

Note: Custom sizes available. Contact factory for pricing.

Gray Fiberglass Grating available.
To order add suffix **"G"** to model #.
Example ASFT-1218-FGG.

Note: Floor Troughs with ADA-compliant Grating* available! Provides a more solid walking area, and objects are less likely to fall through. Available in gray only. For Floor Troughs with Fiberglass AND Stainless Steel Grating! To order, add suffix **"-ADA"**. **Example: ASFT-1224-SG-ADA**.

…with Yellow Fiberglass Grating

** Troughs with optional ADA-compliant Fiberglass Grating features wider T-bars resistant to corrosion, skid, fire, chipping and cracking. To order,* **add 5% to list price**.

dimension D in.	dimension D mm	dimension E in.	dimension E mm	**12″ (305mm) WIDE TROUGHS** dimension A: 7″ *(178mm)* dimension B: 9″ *(229mm)* dimension C: 12″ *(305mm)* model #	**15″ (381mm) WIDE TROUGHS** dimension A: 10″ *(254mm)* dimension B: 12″ *(305mm)* dimension C: 15″ *(381mm)* model #	**18″ (457mm) WIDE TROUGHS** dimension A: 13″ *(330mm)* dimension B: 15″ *(381mm)* dimension C: 18″ *(457mm)* model #	**24″ (610mm) WIDE TROUGHS** dimension A: 19″ *(483mm)* dimension B: 21″ *(533mm)* dimension C: 24″ *(610mm)* model #
18″	457	15″	381	**ASFT-1218-FG**	-	-	-
24″	610	21″	533	**ASFT-1224-FG**	**ASFT-1524-FG**	**ASFT-1824-FG**	**ASFT-2424-FG**
30″	762	27″	686	**ASFT-1230-FG**	**ASFT-1530-FG**	**ASFT-1830-FG**	**ASFT-2430-FG**
36″	914	33″	838	**ASFT-1236-FG**	**ASFT-1536-FG**	**ASFT-1836-FG**	**ASFT-2436-FG**
48″	1219	45″	1143	**ASFT-1248-FG**	**ASFT-1548-FG**	**ASFT-1848-FG**	**ASFT-2448-FG**
60″	1524	57″	1448	**ASFT-1260-FG**	**ASFT-1560-FG**	**ASFT-1860-FG**	**ASFT-2460-FG**
72″	1829	69″	1753	**ASFT-1272-FG**	**ASFT-1572-FG**	**ASFT-1872-FG**	**ASFT-2472-FG**
84″	2134	81″	2057	**ASFT-1284-FG**	**ASFT-1584-FG**	**ASFT-1884-FG**	**ASFT-2484-FG**
96″	2438	93″	2362	**ASFT-1296-FG**	**ASFT-1596-FG**	**ASFT-1896-FG**	**ASFT-2496-FG**
120″	3048	117″	2972	**ASFT-12120-FG**	**ASFT-15120-FG**	**ASFT-18120-FG**	**ASFT-24120-FG**

…with Subway-Style Stainless Steel Grating

** Troughs with optional ADA-compliant Stainless Steel Grating features added stainless steel flat bars spaced only 1/4″ apart.* **Call factory for pricing**

dimension D in.	dimension D mm	dimension E in.	dimension E mm	**12″ (305mm) WIDE TROUGHS** dimension A: 7″ *(178mm)* dimension B: 9″ *(229mm)* dimension C: 12″ *(305mm)* model #	**15″ (381mm) WIDE TROUGHS** dimension A: 10″ *(254mm)* dimension B: 12″ *(305mm)* dimension C: 15″ *(381mm)* model #	**18″ (457mm) WIDE TROUGHS** dimension A: 13″ *(330mm)* dimension B: 15″ *(381mm)* dimension C: 18″ *(457mm)* model #	**24″ (610mm) WIDE TROUGHS** dimension A: 19″ *(483mm)* dimension B: 21″ *(533mm)* dimension C: 24″ *(610mm)* model #
18″	457	15″	381	**ASFT-1218-SG**	-	-	-
24″	610	21″	533	**ASFT-1224-SG**	**ASFT-1524-SG**	**ASFT-1824-SG**	**ASFT-2424-SG**
30″	762	27″	686	**ASFT-1230-SG**	**ASFT-1530-SG**	**ASFT-1830-SG**	**ASFT-2430-SG**
36″	914	33″	838	**ASFT-1236-SG**	**ASFT-1536-SG**	**ASFT-1836-SG**	**ASFT-2436-SG**
48″	1219	45″	1143	**ASFT-1248-SG**	**ASFT-1548-SG**	**ASFT-1848-SG**	**ASFT-2448-SG**
60″	1524	57″	1448	**ASFT-1260-SG**	**ASFT-1560-SG**	**ASFT-1860-SG**	**ASFT-2460-SG**
72″	1829	69″	1753	**ASFT-1272-SG**	**ASFT-1572-SG**	**ASFT-1872-SG**	**ASFT-2472-SG**
84″	2134	81″	2057	**ASFT-1284-SG**	**ASFT-1584-SG**	**ASFT-1884-SG**	**ASFT-2484-SG**
96″	2438	93″	2362	**ASFT-1296-SG**	**ASFT-1596-SG**	**ASFT-1896-SG**	**ASFT-2496-SG**
120″	3048	117″	2972	**ASFT-12120-SG**	**ASFT-15120-SG**	**ASFT-18120-SG**	**ASFT-24120-SG**

100 Industrial Boulevard, Clayton, DE 19938-8903 U.S.A.
Phone: 800-441-8440 or 302-653-3000. Fax: 302-653-2065
http://www.eaglegrp.com

EAGLE GROUP
Profit from the Eagle Advantage®

Cool Trough® Water Tempering Systems (NSF)

see spec sheet EG25.03A

PATENTED! (patent #9,588,525)

FEATURES:

- Integral mechanical temperature sensor maintains water temperature of 130˚F or less.
- Built-in pitch towards drain ensures complete drainage.
- No electrical connection required.



#WTFT-1215-FGG
Cool Trough®

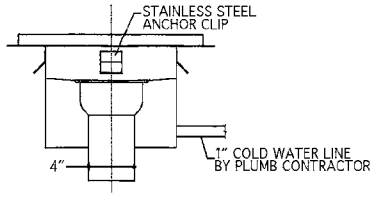

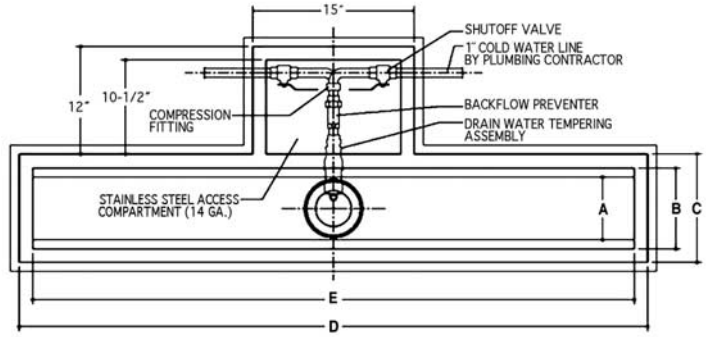

(see chart below for dimensions A through E)

Note: Cool Trough® with ADA-compliant Grating* available! Provides a more solid walking area, and objects are less likely to fall through. Available in gray only. For Cool Trough® with Fiberglass AND Stainless Steel Grating! For fiberglass, replace suffix -FGG with suffix **"-FG-ADA"**. **Example: WTFT-1224-FG-ADA**. For stainless steel, add suffix **"-ADA"**. **Example: WTFT-1224-SG-ADA**.

...with Gray Fiberglass Grating

** Troughs with optional ADA-compliant Fiberglass Grating features wider T-bars resistant to corrosion, skid, fire, chipping and cracking. To order,* **add 5% to list price**.

dimension D in.	dimension D mm	dimension E in.	dimension E mm	12˝ (305mm) WIDE TROUGHS dimension A: 7˝ (178mm) dimension B: 9˝ (229mm) dimension C: 12˝ (305mm) model #	15˝ (381mm) WIDE TROUGHS dimension A: 10˝ (254mm) dimension B: 12˝ (305mm) dimension C: 15˝ (381mm) model #	18˝ (457mm) WIDE TROUGHS dimension A: 13˝ (330mm) dimension B: 15˝ (381mm) dimension C: 18˝ (457mm) model #	24˝ (610mm) WIDE TROUGHS dimension A: 19˝ (483mm) dimension B: 21˝ (533mm) dimension C: 24˝ (610mm) model #
15˝	381	12˝	305	WTFT-1215-FGG	-	-	-
18˝	457	15˝	381	WTFT-1218-FGG	WTFT-1518-FGG	-	-
24˝	610	21˝	533	WTFT-1224-FGG	WTFT-1524-FGG	WTFT-1824-FGG	WTFT-2424-FGG
30˝	762	27˝	686	WTFT-1230-FGG	WTFT-1530-FGG	WTFT-1830-FGG	WTFT-2430-FGG
36˝	914	33˝	838	WTFT-1236-FGG	WTFT-1536-FGG	WTFT-1836-FGG	WTFT-2436-FGG
48˝	1219	45˝	1143	WTFT-1248-FGG	WTFT-1548-FGG	WTFT-1848-FGG	WTFT-2448-FGG
60˝	1524	57˝	1448	WTFT-1260-FGG	WTFT-1560-FGG	WTFT-1860-FGG	WTFT-2460-FGG
72˝	1829	69˝	1753	WTFT-1272-FGG	WTFT-1572-FGG	WTFT-1872-FGG	WTFT-2472-FGG
84˝	2134	81˝	2057	WTFT-1284-FGG	WTFT-1584-FGG	WTFT-1884-FGG	WTFT-2484-FGG
96˝	2438	93˝	2362	WTFT-1296-FGG	WTFT-1596-FGG	WTFT-1896-FGG	WTFT-2496-FGG

...with Subway-Style Stainless Steel Grating

** Troughs with optional ADA-compliant Stainless Steel Grating features added stainless steel flat bars spaced only 1/4˝ apart.* **Call factory for pricing**

dimension D in.	dimension D mm	dimension E in.	dimension E mm	12˝ (305mm) WIDE TROUGHS dimension A: 7˝ (178mm) dimension B: 9˝ (229mm) dimension C: 12˝ (305mm) model #	15˝ (381mm) WIDE TROUGHS dimension A: 10˝ (254mm) dimension B: 12˝ (305mm) dimension C: 15˝ (381mm) model #	18˝ (457mm) WIDE TROUGHS dimension A: 13˝ (330mm) dimension B: 15˝ (381mm) dimension C: 18˝ (457mm) model #	24˝ (610mm) WIDE TROUGHS dimension A: 19˝ (483mm) dimension B: 21˝ (533mm) dimension C: 24˝ (610mm) model #
15˝	381	12˝	305	WTFT-1215-SG	-	-	-
18˝	457	15˝	381	WTFT-1218-SG	WTFT-1518-SG	-	-
24˝	610	21˝	533	WTFT-1224-SG	WTFT-1524-SG	WTFT-1824-SG	WTFT-2424-SG
30˝	762	27˝	686	WTFT-1230-SG	WTFT-1530-SG	WTFT-1830-SG	WTFT-2430-SG
36˝	914	33˝	838	WTFT-1236-SG	WTFT-1536-SG	WTFT-1836-SG	WTFT-2436-SG
48˝	1219	45˝	1143	WTFT-1248-SG	WTFT-1548-SG	WTFT-1848-SG	WTFT-2448-SG
60˝	1524	57˝	1448	WTFT-1260-SG	WTFT-1560-SG	WTFT-1860-SG	WTFT-2460-SG
72˝	1829	69˝	1753	WTFT-1272-SG	WTFT-1572-SG	WTFT-1872-SG	WTFT-2472-SG
84˝	2134	81˝	2057	WTFT-1284-SG	WTFT-1584-SG	WTFT-1884-SG	WTFT-2484-SG
96˝	2438	93˝	2362	WTFT-1296-SG	WTFT-1596-SG	WTFT-1896-SG	WTFT-2496-SG

Anti-Splash Cool Trough® Water Tempering Systems

see spec sheet **EG25.03B**



#ASWTFT-1215-FGG
Cool Trough®

PATENTED!
(patent #9,588,525)

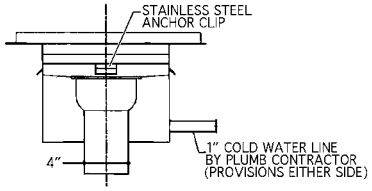

FEATURES:

- Integral mechanical temperature sensor maintains water temperature of 130˚F or less.
- Built-in pitch towards drain ensures complete drainage.
- No electrical connection required.

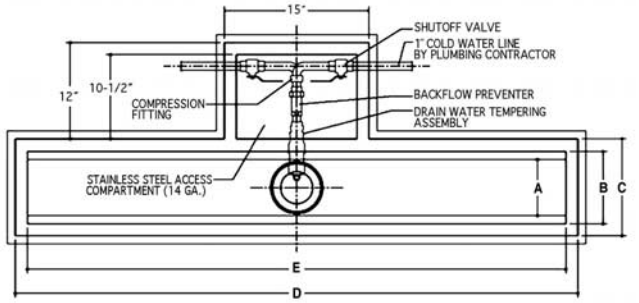

(see chart below for dimensions A through E)

Note: Cool Trough® with ADA-compliant Grating* available! Provides a more solid walking area, and objects are less likely to fall through. Available in gray only. For Cool Trough® with Fiberglass AND Stainless Steel Grating! For fiberglass, replace suffix -FGG with suffix **"-FG-ADA"**. **Example: ASWTFT-1224-FG-ADA**. For stainless steel, add suffix **"-ADA"**. **Example: ASWTFT-1224-SG-ADA**.

…with Gray Fiberglass Grating

** Troughs with optional ADA-compliant Fiberglass Grating features wider T-bars resistant to corrosion, skid, fire, chipping and cracking. To order,* **add 5% to list price**.

dimension D		dimension E		12″ (305mm) WIDE TROUGHS dimension A: 7″ *(178mm)* dimension B: 9″ *(229mm)* dimension C: 12″ *(305mm)*	15″ (381mm) WIDE TROUGHS dimension A: 10″ *(254mm)* dimension B: 12″ *(305mm)* dimension C: 15″ *(381mm)*	18″ (457mm) WIDE TROUGHS dimension A: 13″ *(330mm)* dimension B: 15″ *(381mm)* dimension C: 18″ *(457mm)*	24″ (610mm) WIDE TROUGHS dimension A: 19″ *(483mm)* dimension B: 21″ *(533mm)* dimension C: 24″ *(610mm)*
in.	mm	in.	mm	model #	model #	model #	model #
15″	381	12″	305	**ASWTFT-1215-FGG**	-	-	-
18″	457	15″	381	**ASWTFT-1218-FGG**	**ASWTFT-1518-FGG**	-	-
24″	610	21″	533	**ASWTFT-1224-FGG**	**ASWTFT-1524-FGG**	**ASWTFT-1824-FGG**	**ASWTFT-2424-FGG**
30″	762	27″	686	**ASWTFT-1230-FGG**	**ASWTFT-1530-FGG**	**ASWTFT-1830-FGG**	**ASWTFT-2430-FGG**
36″	914	33″	838	**ASWTFT-1236-FGG**	**ASWTFT-1536-FGG**	**ASWTFT-1836-FGG**	**ASWTFT-2436-FGG**
48″	1219	45″	1143	**ASWTFT-1248-FGG**	**ASWTFT-1548-FGG**	**ASWTFT-1848-FGG**	**ASWTFT-2448-FGG**
60″	1524	57″	1448	**ASWTFT-1260-FGG**	**ASWTFT-1560-FGG**	**ASWTFT-1860-FGG**	**ASWTFT-2460-FGG**
72″	1829	69″	1753	**ASWTFT-1272-FGG**	**ASWTFT-1572-FGG**	**ASWTFT-1872-FGG**	**ASWTFT-2472-FGG**
84″	2134	81″	2057	**ASWTFT-1284-FGG**	**ASWTFT-1584-FGG**	**ASWTFT-1884-FGG**	**ASWTFT-2484-FGG**
96″	2438	93″	2362	**ASWTFT-1296-FGG**	**ASWTFT-1596-FGG**	**ASWTFT-1896-FGG**	**ASWTFT-2496-FGG**

…with Subway-Style Stainless Steel Grating

** Troughs with optional ADA-compliant Stainless Steel Grating features added stainless steel flat bars spaced only 1/4″ apart.* **Call factory for pricing**

dimension D		dimension E		12″ (305mm) WIDE TROUGHS dimension A: 7″ *(178mm)* dimension B: 9″ *(229mm)* dimension C: 12″ *(305mm)*	15″ (381mm) WIDE TROUGHS dimension A: 10″ *(254mm)* dimension B: 12″ *(305mm)* dimension C: 15″ *(381mm)*	18″ (457mm) WIDE TROUGHS dimension A: 13″ *(330mm)* dimension B: 15″ *(381mm)* dimension C: 18″ *(457mm)*	24″ (610mm) WIDE TROUGHS dimension A: 19″ *(483mm)* dimension B: 21″ *(533mm)* dimension C: 24″ *(610mm)*
in.	mm	in.	mm	model #	model #	model #	model #
15″	381	12″	305	**ASWTFT-1215-SG**	-	-	-
18″	457	15″	381	**ASWTFT-1218-SG**	**ASWTFT-1518-SG**	-	-
24″	610	21″	533	**ASWTFT-1224-SG**	**ASWTFT-1524-SG**	**ASWTFT-1824-SG**	**ASWTFT-2424-SG**
30″	762	27″	686	**ASWTFT-1230-SG**	**ASWTFT-1530-SG**	**ASWTFT-1830-SG**	**ASWTFT-2430-SG**
36″	914	33″	838	**ASWTFT-1236-SG**	**ASWTFT-1536-SG**	**ASWTFT-1836-SG**	**ASWTFT-2436-SG**
48″	1219	45″	1143	**ASWTFT-1248-SG**	**ASWTFT-1548-SG**	**ASWTFT-1848-SG**	**ASWTFT-2448-SG**
60″	1524	57″	1448	**ASWTFT-1260-SG**	**ASWTFT-1560-SG**	**ASWTFT-1860-SG**	**ASWTFT-2460-SG**
72″	1829	69″	1753	**ASWTFT-1272-SG**	**ASWTFT-1572-SG**	**ASWTFT-1872-SG**	**ASWTFT-2472-SG**
84″	2134	81″	2057	**ASWTFT-1284-SG**	**ASWTFT-1584-SG**	**ASWTFT-1884-SG**	**ASWTFT-2484-SG**
96″	2438	93″	2362	**ASWTFT-1296-SG**	**ASWTFT-1596-SG**	**ASWTFT-1896-SG**	**ASWTFT-2496-SG**

100 Industrial Boulevard, Clayton, DE 19938-8903 U.S.A.
Phone: 800-441-8440 or 302-653-3000. Fax: 302-653-2065
http://www.eaglegrp.com

EAGLE GROUP
Profit from the Eagle Advantage®

Replacement Subway-Style Grating for Floor Troughs and Drains

see spec sheet **EG25.02**

Stainless Steel Grating



- Constructed of 3/16″ x 1″ *(5 x 25mm)* vertically positioned bars, spaced 1″ *(25mm)* apart to allow ease of drainage.
- 13/16″ *(21mm)* clearance between bars prevents casters on mobile equipment from wedging in grate.
- Two 5/16″ *(8mm)* rods, set 2¼″ *(57mm)* in from each edge, are welded to the bars to eliminate swaying.
- Standard on floor troughs.
- Sizes available fit floor drains up to 24″ *(610mm)* wide.
- Grates 12″ and 15″ *(305 and 381mm)* wide feature three rods.
- Grates 21″ *(533mm)* wide feature five rods.

for floor trough widths		grate width x length		
in.	mm	in.	mm	model #
12″	305	9″ x 7½″	229 x 191	**341169**
12″	305	9″ x 9″	229 x 229	**341117**
12″	305	9″ x 12″	229 x 305	**341123**
15″	381	12″ x 9″	305 x 229	**340992**
15″	381	12″ x 12″	305 x 305	**331006**
18″	457	15″ x 6″	381 x 154	**341330**
18″	457	15″ x 7½″	381 x 191	**341110**
18″	457	15″ x 9″	381 x 229	**341113**
18″	457	15″ x 12″	381 x 305	**336992**
18″	457	15″ x 15″	381 x 381	**345934**
24″	610	21″ x 9″	533 x 229	**341109**
24″	610	21″ x 11″	533 x 279	**351572**
24″	610	21″ x 12″	533 x 305	**336976**

Wide "T" Bar Fiberglass Grating — *ADA-compliant!*



GRAY

- Conforms with the Americans with Disabilities Act for use with the physically handicapped.
- Provides a more solid walking area than traditional "T" bar shape, and prevents objects from falling through grating.
- Corrosion-, skid- and fire-resistant.
- High strength, low thermal conductivity.
- Resistant to chipping and cracking.
- Temperature rating of 250˚F.

for floor trough widths		grate width x length		Gray
in.	mm	in.	mm	model #
12″	305	9″ x 9″	229 x 229	**370000**
12″	305	9″ x 12″	229 x 305	**370001**
12″	305	9″ x 15″	229 x 381	**370002**
15″	381	12″ x 9″	305 x 229	**370003**
15″	381	12″ x 12″	305 x 305	**370004**
18″	457	15″ x 9″	381 x 229	**370005**
18″	457	15″ x 12″	381 x 305	**370006**
18″	457	15″ x 15″	381 x 381	**370007**
24″	610	21″ x 9″	533 x 229	**370008**
24″	610	21″ x 12″	533 x 305	**370009**

Fiberglass Grating



GRAY OR YELLOW

- Constructed of 1″ *(25mm)* high yellow or gray polyester material with a non-slip grit on top surface.
- Tapered "I" beam construction for ease of cleaning and draining.
- Temperature rating of 250˚F.
- Other sizes available—consult factory.

for floor trough widths		grate width x length		Yellow	Gray
in.	mm	in.	mm	model #	model #
12″	305	9″ x 9″	229 x 229	**362648**	**374015**
12″	305	9″ x 12″	229 x 305	**362647**	**374018**
12″	305	9″ x 15″	229 x 381	**373030**	**374021**
15″	381	12″ x 9″	305 x 229	**362650**	**374044**
15″	381	12″ x 12″	305 x 305	**362649**	**374047**
18″	457	15″ x 9″	381 x 229	**362652**	**374073**
18″	457	15″ x 12″	381 x 305	**362651**	**374076**
18″	457	15″ x 15″	381 x 381	**373206**	**374079**
24″	610	21″ x 9″	533 x 229	**362654**	**374102**
24″	610	21″ x 12″	533 x 305	**362653**	**374105**

Floor Drains

see spec sheet **EG25.00**



shown without grating

description	width x length in.	mm	model #
with yellow fiberglass grating	12″ x 12″	305 x 305	**FD-FG**
with subway-style grating	12″ x 12″	305 x 305	**FD-SG**

Note: Floor opening = 11½″ x 11½″ *(292 x 292)*

FEATURES:

- Perforated waste cup can be inverted to double as a bee hive strainer.
- Yellow fiberglass grating or subway-style stainless steel grating.

Note: **Gray Fiberglass Grating available.** To order add suffix **"G"** to model #. **Example FD-FGG.**

(•) MTS *(made to stock)* / ( ) MTO *(made to order)*

NEW Touch-Free Portable Hand Sinks

see spec sheet **EG20.22**



See page 168 for more Portable Hand Sinks available!

FEATURES:

- Heavy gauge stainless steel cabinet with double pan hinged stainless steel door and lock.
- Box marine edge top.
- 14″ x 10″ x 5″ *(356 x 256 x 127mm)* sink bowl.
- Deck mount electronic-eye gooseneck faucet with tempering valve.
- Touch-free splash-mount paper towel dispenser
- Touch-free splash-mount soap dispenser.
- 4″ *(102mm)* swivel casters (two w/brake) with non-marking tread—weight capacity of 150 lbs. *(68.0 kg)* per caster.
- 5-gallon fresh water tank.
- 7-gallon soiled water tank.
- 10-ft. *(3048mm)* cord/plug with cord wrap.

overall width x length x height in	mm	WITHOUT WATER HEATER * weight lbs.	kg	model #	WITH WATER HEATER * weight lbs.	kg	model #
24″ x 26″ x 56¾″	610 x 660 x 1442	209	94.8	**PHS-S-C-TF**	237	107.5	**PHS-S-H-TF**

* Unit without water heater provides ambient temperature water. Unit with water heater provides tempered water.

Portable Hand Sinks with Open Base NSF

see spec sheet **EG20.06B**



sink with solid undershelf (shown with optional wrist handle faucet)

See Page 168 for more Portable Hand Sinks Available!

FEATURES:

- Same inclusions as Portable Hand Sinks with Cabinet *(page 168)*, but with open base instead.
- Stainless steel undershelf with cord wrap and marine edge.
- 4″ *(102mm)*-diameter casters, two w/brake.
- Removable 12¾″ x 10⅜″ x 6″ pan.

Sinks with Solid Undershelf

Comes with 1⅝″ *(41mm)*-diameter stainless steel legs, and heavy stainless steel undershelf.

overall width x length x height* in	mm	WITH COLD WATER ONLY weight lbs.	kg	model #	WITH HOT & COLD WATER weight lbs.	kg	model #
30″ x 30″ x 34⅞″	762 x 762 x 886	217	98.4	**PHSE-S-C**	217	98.4	**PHSE-S-H**

Sinks with Wire Undershelf

Comes with 1″ *(25mm)*-diameter legs with black epoxy finish, and heavy duty wire undershelf.

overall width x length x height* in	mm	WITH COLD WATER ONLY weight lbs.	kg	model #	WITH HOT & COLD WATER weight lbs.	kg	model #
30″ x 42″ x 37⅛″	762 x 1068 x 962	232	105.2	**PHSEWB-S-C**	232	105.2	**PHSEWB-S-H**

* Working height, excludes height of faucet.

Portable Hand Sink Supply Cart

see spec sheet **EG20.06C**

Accommodates two 5-gallon tanks and two 7-gallon tanks (sold separately)
—See Spec Sheet.



FEATURES:

- 24″ x 24″ (610 x 610mm) chrome-plated wire shelf and wire storage basket and four-sided wire truss frame.
- 5″ (127mm) casters—two with brake—with resilient tread and donut bumper.

overall width x length x height in	mm	model #
31¹⁵⁄₁₆″ x 26⅜″ x 39″	1811 x 665 x 991	**PHS-SUPCRT-A**

100 Industrial Boulevard, Clayton, DE 19938-8903 U.S.A.
Phone: 800-441-8440 or 302-653-3000. Fax: 302-653-2065
http://www.eaglegrp.com

EAGLE GROUP
Profit from the Eagle Advantage®

Accessories/Replacements

Buffet Shelves 228
Caster Stabilizing Device 230
Cutting Boards.....230
Dish Shelves 229
Food Pans, Lids, Insets 232
Rolltop Cover 231
Serving Shelves.....227, 228
Spillage Pans.....231
Tray Shelves 229
Tray Slides.....229

All Others 227, 231, 232

Cold Pan Units

Buffet Style 235
Enclosed Base 224
Open Base 225

Deluxe Service Mates/ Buffet Units

Accessories 236
Beef Cart 235
Cashiers Stand 236
Cold Pan Units 235
Hot Food Tables.....234
Solid Top Units 235

Flex-Master® Overshelf System 233

Hot Food Tables - Electric

Buffet Style 234
Enclosed Base - Dry.....218-219
Open Base - Dry.....214-215
Sealed Well - Wet or Dry 217, 221
Water Bath.....222

Hot Food Tables - Gas

Enclosed Base - Dry 220
Open Base - Dry 216
Water Bath.....223

Solid Top Units

Buffet Style 235
Enclosed Base 225
Open Base 226

Sealed Well Hot Food Tables

Enclosed Base 221
Open Base 217

Tray Stands 227

Urn Stands 226



For more information about the Chef's Counter, see page 386, or request product announcement EG8123

HOT TIPS ABOUT HOT FOOD TABLES

Why EAGLE Is The Smart Choice For All Your Hot Food Table Needs…

It's More Than Just The Stainless Steel Body…

EAGLE Advantages Include:

- Stainless steel body.
- Full-height tubular legs and gusset assembly welded to body for quick and easy assembly.
- 8″ *(203mm)* wide cutting board.
- Cutting board and optional shelves can be mounted on either or both sides of unit.
- Optional bolted-on undershelf available.

FLEX-MASTER® Overshelf System

- 16 gauge type 304 stainless steel shelves.
- Shelf widths are 10″ and 15″ *(254 and 381mm)*.
- Shelf height can be adjusted in 1″ *(25mm)* increments without the use of tools.
- Heat lamps can also be mounted underneath overshelves.



All of the features of the EAGLE hot food table offer benefits in style, strength and flexibility that are unmatched in our marketplace, and are standard on every hot food table from our product line. EAGLE is committed to providing you the highest quality products while maintaining the cost competitiveness necessary in today's marketplace.

Electric Hot Food Tables — Open Base Stationary

see spec sheet **EG30.00**



2-well stationary hot food table



3-well stationary unit

FEATURES:

- Table body and top are polished 22 gauge 430 series stainless steel.
- Top openings are sized to accommodate 12˝ x 20˝ *(305 x 508mm)* food pans.
- 8˝ *(203mm)* wide, ½˝ *(13mm)* thick poly cutting board.
- Recessed control panel, infinite controls.
- Each element has a rating of 500-watt at 120-volt and 750-watt at 208V and 240-volt.
- 8˝ *(203mm)* deep insulated heating compartments lined with 22 gauge galvanized steel.
- Galvanized adjustable undershelf.
- 6´ *(1829mm)* cord on right-hand side.
- 30½˝ *(775mm)* front-to-back including cutting board.
- Primarily for dry operation, but adaptable for wet application with spillage pan.

Receptacle Configurations Required

See chart below for applicable NEMA plug.

 *15A 120V*	 *15A 240V*	 *20A 240V*	 *30A 240V*	 *30A 120V*	 *20A 3Ø 240V*
furnished with NEMA 5-15 plug	furnished with NEMA 6-15 plug	furnished with NEMA 6-20 plug	furnished with NEMA 6-30 plug	furnished with NEMA 5-30 plug	furnished with NEMA 15-20 plug

New York M.E.A. No. 376-84-E

Notes: **1000-watt heaters available for 208-volt and 240-volt models.** To order, add suffix **"-1"** to model number. **Example: DHT2-240-1.**

Bolted-in undershelf available. To specify, **add 20% to list price of unit** and add suffix **"B"** to model number. **Example: DHT2-120B.**

Stainless steel liners in place of galvanized. To order, add **"S"** after "HT" in model number. **Example: DHTS3-120**. Consult factory for pricing.

(•) MTS *(made to stock)* / ( ) MTO *(made to order)*

"DHT" units features galvanized legs & undershelf. "SDHT" units feature stainless steel legs & undershelf. Stainless steel adjustable bullet feet adjusts height of unit from 34½˝ to 35½˝ (876 to 902mm).

									Single-Phase				Three-Phase*			
# of top openings	length in.	length mm	weight lbs.	weight kg	cu ft	volts	watts	amps	NEMA plug	GALVANIZED BASE model #	STAINLESS BASE model #	amps	NEMA plug	GALVANIZED BASE model #	STAINLESS BASE model #
2	33˝	838	98	44.5	15.4	120	1000	8.3	5-15P	**DHT2-120** •	**SDHT2-120**	-	-	n/a	n/a
2	33˝	838	98	44.5	15.4	208	1500	7.2	6-15P	**DHT2-208**	**SDHT2-208**	6.3	15-20P	**DHT2-208-3**	**SDHT2-208-3**
2	33˝	838	98	44.5	15.4	240	1500	6.25	6-15P	**DHT2-240**	**SDHT2-240**	5.4	15-20P	**DHT2-240-3**	**SDHT2-240-3**
3	48˝	1219	180	81.7	15.4	120	1500	12.5	5-15P	**DHT3-120** •	**SDHT3-120** •	-	-	n/a	n/a
3	48˝	1219	180	81.7	15.4	208	2250	10.8	6-15P	**DHT3-208** •	**SDHT3-208**	6.3	15-20P	**DHT3-208-3**	**SDHT3-208-3**
3	48˝	1219	180	81.7	15.4	240	2250	9.38	6-15P	**DHT3-240** •	**SDHT3-240**	5.4	15-20P	**DHT3-240-3**	**SDHT3-240-3**
4	63½˝	1613	198	89.8	26.6	120	2000	16.6	5-30P	**DHT4-120** •	**SDHT4-120**	-	-	n/a	n/a
4	63½˝	1613	198	89.8	26.6	208	3000	14.4	6-20P	**DHT4-208** •	**SDHT4-208**	9.5A	15-20P	**DHT4-208-3**	**SDHT4-208-3**
4	63½˝	1613	198	89.8	26.6	240	3000	12.5	6-20P	**DHT4-240** •	**SDHT4-240**	8.3A	15-20P	**DHT4-240-3**	**SDHT4-240-3**
5*	79˝	2007	244	110.7	32.2	208	3750	18.0	6-30P	**DHT5-208** •	**SDHT5-208**	12.5A	15-20P	**DHT5-208-3**	**SDHT5-208-3**
5*	79˝	2007	244	110.7	32.2	240	3750	15.6	6-30P	**DHT5-240** •	**SDHT5-240**	10.8A	15-20P	**DHT5-240-3**	**SDHT5-240-3**

* Single-Phase 5-well units, and all Three-Phase units, available in 208V and 240V only.

NOTE: UNITS ARE NOT DESIGNED FOR COOKING OR HEATING REFRIGERATED OR FROZEN FOODS. WHEN USED PER THE OPERATING INSTRUCTIONS, UNITS ARE DESIGNED TO MAINTAIN PREHEATED FOODS AT PROPER TEMPERATURES.

Spillage Pans

see spec sheet **EG30.20B**

- Required for wet applications.
- Deep-drawn, fully coved.
- 6½˝ *(165mm)* deep.



description	weight lbs.	weight kg	model #
stainless steel	10	4.5	**302027**
aluminum	3	1.4	**304141**

FLEX-MASTER® Overshelf Kits

Both kits include two 16/304 overshelves and four 30˝ *(762mm)* posts. Add suffix specified to order kit **(example: SDHT2-120-FM)**, or design your own using standard components from page 233.

description	add suffix
10˝ *(254mm)* overshelves	**-FM**
15˝ *(381mm)* overshelves, plus one ladle rack	**-FMU**

100 Industrial Boulevard, Clayton, DE 19938-8903 U.S.A.
Phone: 800-441-8440 or 302-653-3000. Fax: 302-653-2065
http://www.eaglegrp.com

EAGLE GROUP
Profit from the Eagle Advantage®

Electric Hot Food Tables — Open Base Portable

see spec sheet **EG30.01**



4-well portable



5-well portable unit with optional FLEX-MASTER® overshelves

FEATURES:

- Table body and top are polished 22 gauge 430 series stainless steel.
- Top openings are sized to accommodate 12″ x 20″ *(305 x 508mm)* food pans.
- 8″ *(203mm)* wide, ½″ *(13mm)* thick poly cutting board.
- Recessed control panel, infinite controls.
- Each element has a rating of 500-watt at 120-volt and 750-watt at 208V and 240-volt.
- 8″ *(203mm)* deep insulated heating compartments lined with 22 gauge galvanized steel.
- Galvanized adjustable undershelf.
- 6′ *(1829mm)* cord on right-hand side.
- 30½″ *(775mm)* front-to-back including cutting board.
- Primarily for dry operation, but adaptable for wet application with spillage pan.
- 34″ *(864mm)* height.

Receptacle Configurations Required

See chart below for applicable NEMA plug.

 *15A 120V*	 *15A 240V*	 *20A 240V*	 *30A 240V*	 *30A 120V*	 *20A 3Ø 240V*
furnished with NEMA 5-15 plug	furnished with NEMA 6-15 plug	furnished with NEMA 6-20 plug	furnished with NEMA 6-30 plug	furnished with NEMA 5-30 plug	furnished with NEMA 15-20 plug

New York M.E.A. No. 376-84-E

Notes: **1000-watt heaters available for 208-volt and 240-volt models.** To order, add suffix **"-1"** to model number. **Example: PDHT2-240-1.**

Bolted-in undershelf available. To specify, **add 20% to list price of unit** and add suffix **"B"** to model number. **Example: PDHT2-120B.**

Stainless steel liners in place of galvanized. To order, add **"S"** after "HT" in model number. **Example: PDHTS3-120**. Consult factory for pricing.

(•) MTS *(made to stock)* / ( ) MTO *(made to order)*

"PDHT" units features galvanized legs & undershelf. "SPDHT" units feature stainless steel legs & undershelf. 4″ (102mm) diameter NSF-approved ball-bearing casters *(two swivel and two with brake)*, push bar attached to end panel at operator's right, and drop brackets on cutting board.

							Single-Phase				Three-Phase*			
# of top openings	length in.	length mm	weight lbs.	weight kg	cu ft	volts	watts	amps	NEMA plug	GALVANIZED BASE model #	STAINLESS BASE model #	amps	NEMA plug	GALVANIZED BASE model #	STAINLESS BASE model #
2	35½″	902	106	48.1	15.7	120	1000	8.3	5-15P	**PDHT2-120**	**SPDHT2-120**	-	-	n/a	n/a
2	35½″	902	106	48.1	15.7	208	1500	7.2	6-15P	**PDHT2-208**	**SPDHT2-208**	6.3	15-20P	**PDHT2-208-3**	**SPDHT2-208-3**
2	35½″	902	106	48.1	15.7	240	1500	6.25	6-15P	**PDHT2-240**	**SPDHT2-240**	5.4	15-20P	**PDHT2-240-3**	**SPDHT2-240-3**
3	50½″	1283	160	72.6	15.7	120	1500	12.5	5-15P	**PDHT3-120** •	**SPDHT3-120**	-	-	n/a	n/a
3	50½″	1283	160	72.6	15.7	208	2250	10.8	6-15P	**PDHT3-208**	**SPDHT3-208**	6.3	15-20P	**PDHT3-208-3**	**SPDHT3-208-3**
3	50½″	1283	160	72.6	15.7	240	2250	9.38	6-15P	**PDHT3-240**	**SPDHT3-240**	5.4	15-20P	**PDHT3-240-3**	**SPDHT3-240-3**
4	66″	1676	201	91.2	26.6	120	2000	16.6	5-30P	**PDHT4-120** •	**SPDHT4-120**	-	-	n/a	n/a
4	66″	1676	201	91.2	26.6	208	3000	14.4	6-20P	**PDHT4-208**	**SPDHT4-208**	9.5A	15-20P	**PDHT4-208-3**	**SPDHT4-208-3**
4	66″	1676	201	91.2	26.6	240	3000	12.5	6-20P	**PDHT4-240**	**SPDHT4-240**	8.3A	15-20P	**PDHT4-240-3**	**SPDHT4-240-3**
5*	81½″	2070	244	110.7	32.2	208	3750	18.0	6-30P	**PDHT5-208**	**SPDHT5-208**	12.5A	15-20P	**PDHT5-208-3**	**SPDHT5-208-3**
5*	81½″	2070	244	110.7	32.2	240	3750	15.6	6-30P	**PDHT5-240**	**SPDHT5-240**	10.8A	15-20P	**PDHT5-240-3**	**SPDHT5-240-3**

* Single-Phase 5-well units, and all Three-Phase units, available in 208V and 240V only.

NOTE: UNITS ARE NOT DESIGNED FOR COOKING OR HEATING REFRIGERATED OR FROZEN FOODS. WHEN USED PER THE OPERATING INSTRUCTIONS, UNITS ARE DESIGNED TO MAINTAIN PREHEATED FOODS AT PROPER TEMPERATURES.

Spillage Pans

see spec sheet **EG30.20B**

- Required for wet applications.
- Deep-drawn, fully coved.
- 6½″ *(165mm)* deep.



description	weight lbs.	weight kg	model #
stainless steel	10	4.5	**302027**
aluminum	3	1.4	**304141**

FLEX-MASTER® Overshelf Kits

Both kits include two 16/304 overshelves and four 30″ *(762mm)* posts. Add suffix specified to order kit **(example: PDHT2-120-FM)**, or design your own using standard components from page 233.

description	add suffix
10″ *(254mm)* overshelves	**-FM**
15″ *(381mm)* overshelves, plus one ladle rack	**-FMU**

Gas Hot Food Tables — Open Base

see spec sheet **EG30.02**



2-well unit



3-well unit shown with optional FLEX-MASTER® overshelves

FEATURES:

- Table body and top are polished 22 gauge 430 series stainless steel.
- Top openings are sized to accommodate 12″ x 20″ *(305 x 508mm)* food pans.
- 8″ *(203mm)* wide, ½″ *(13mm)* thick poly cutting board.
- Recessed control panel; individual controls.
- High-output jet burners rated at 3500 BTUs.
- 8″ *(203mm)* deep insulated heating compartments lined with heavy gauge galvanized steel.
- Adjustable galvanized undershelf.
- Adjustable stainless steel bullet feet.
- Cutting board can be mounted on either side of unit.
- 30½″ *(775mm)* front-to-back including cutting board.
- Adjustable from 34½″ to 35½″ *(876 to 902mm)* height.
- Primarily for dry operation, but adaptable for wet application with spillage pan.

Note: **To order LP gas models.** Insert suffix **"-LP"** in place of "-NG" in appropriate model number. **Example: HT2-LP**.

Bolted-in undershelf available. To specify, **add 20% to list price of unit** and add suffix **"B"** to model number. **Example: HT2-NGB.**

Stainless steel liners in place of galvanized. Add **"S"** after "HT" in model number. **Example: HTS2-NG.**

Units with thermostatic control. Add suffix **"T"**. **Example HT2-NGT.**

Auto safety pilot. Add suffix **"S". Example HT2-NGS.**

Units with thermostatic control and auto safety pilot. Add suffix **"TS". Example HT2-NGTS.**

½″ *(13mm)* N.P.T. pipe connection is on right side.

Consult factory for pricing.

(•) MTS *(made to stock)* / ( ) MTO *(made to order)*

Models with prefix **"S"** indicate standard stainless steel undershelf and legs.

# of top openings	length in.	length mm	weight lbs.	weight kg	cu ft	total BTU rating	model #
2	33″	838	96	43.6	15.7	7,000	**HT2-NG •**
2	33″	838	96	43.6	15.7	7,000	**SHT2-NG**
3	48″	1219	135	61.2	15.7	10,500	**HT3-NG •**
3	48″	1219	135	61.2	15.4	10,500	**SHT3-NG**
4	63½″	1613	198	89.8	26.6	14,000	**HT4-NG •**
4	63½″	1613	198	89.8	26.6	14,000	**SHT4-NG**
5	79″	2007	244	110.7	32.6	17,500	**HT5-NG •**
5	79″	2007	244	110.7	32.6	17,500	**SHT5-NG**

FLEX-MASTER® Overshelf Kits

Both kits include two 16/304 overshelves and four 30″ *(762mm)* posts. Add suffix specified to order kit **(example: SHT2-NG-FM)**, or design your own using standard components from page 233.

description	add suffix
10″ *(254mm)* overshelves	**-FM**
15″ *(381mm)* overshelves, plus one ladle rack	**-FMU**

New York M.E.A. No. 375-84-E

Spillage Pans

see spec sheet **EG30.20B**



- Required for wet applications.
- Deep-drawn, fully coved.
- 6½″ *(165mm)* deep.

description	weight lbs.	weight kg	model #
stainless steel	10	4.5	**302027**
aluminum	3	1.4	**304141**

100 Industrial Boulevard, Clayton, DE 19938-8903 U.S.A.
Phone: 800-441-8440 or 302-653-3000. Fax: 302-653-2065
http://www.eaglegrp.com

EAGLE GROUP
Profit from the Eagle Advantage®

Sealed Well Hot Food Tables — Open Base

see spec sheet **EG30.19**



3-compartment stationary unit

FEATURES:

- Sealed-in heat wells, each with individual controls, allow for wet or dry application.
- Built-in drainage eliminates the need for spillage pans, reducing clean-up time.
- All type 430 stainless steel construction.
- Stainless steel legs and gussets.
- Heavy gauge stainless steel adjustable undershelf.
- Poly cutting board.
- Stainless steel dish shelf.
- 32¼″ *(819mm)* front-to-back, including cutting board and dish shelf.
- Each element has a rating of 750-watt at 120-volt, 714-watt at 208-volt, and 950-watt at 240-volt.
- 6′ *(1829mm)* cord and plug.

(•) MTS *(made to stock)* / ( ) MTO *(made to order)*

Receptacle Configurations Required

See charts below for applicable NEMA plug.

 *15A 120V*	 *15A 240V*	 *20A 240V*	 *30A 120V*	 *30A 240V*	 *50A 120V*	 *20A 3Ø 240V*
furnished with NEMA 5-15 plug	furnished with NEMA 6-15 plug	furnished with NEMA 6-20 plug	furnished with NEMA 5-30 plug	furnished with NEMA 6-30 plug	furnished with NEMA 5-30 plug	furnished with NEMA 15-20 plug

New York M.E.A. No. 376-84-E

Stationary Units

Stainless steel adjustable bullet feet adjusts height of unit from 34½″ to 35½″ *(876 to 902mm)*.

# of top openings	length in.	length mm	weight lbs.	weight kg	cu ft	volts	watts	SINGLE-PHASE amps	SINGLE-PHASE NEMA plug	SINGLE-PHASE model #	THREE-PHASE amps	THREE-PHASE NEMA plug	THREE-PHASE model #
2	33″	838	101	45.8	15.7	120	1500	12.5	5-15P	**SHT2-120**	-	-	n/a
2	33″	838	101	45.8	15.7	208	1428	6.9	6-15P	**SHT2-208**	6.0	15-20P	**SHT2-208-3**
2	33″	838	101	45.8	15.7	240	1900	7.9	6-15P	**SHT2-240**	6.9	15-20P	**SHT2-240-3**
3	48″	1219	155	70.3	15.7	120	2250	18.8	5-30P	**SHT3-120** •	-	-	n/a
3	48″	1219	155	70.3	15.7	208	2142	10.3	6-15P	**SHT3-208**	6.0	15-20P	**SHT3-208-3**
3	48″	1219	155	70.3	15.7	240	2850	11.9	6-15P	**SHT3-240** •	6.9	15-20P	**SHT3-240-3**
4	63½″	1613	227	103.0	27.4	120	3000	25.0	5-50P	**SHT4-120** •	-	-	n/a
4	63½″	1613	227	103.0	27.4	208	2856	13.7	6-20P	**SHT4-208**	9.1	15-20P	**SHT4-208-3**
4	63½″	1613	227	103.0	27.4	240	3800	15.8	6-20P	**SHT4-240** •	10.5	15-20P	**SHT4-240-3**
5*	79″	2007	285	129.3	32.2	208	3570	17.2	6-30P	**SHT5-208**	11.9	15-20P	**SHT5-208-3**
5*	79″	2007	285	129.3	32.2	240	4750	19.8	6-30P	**SHT5-240** •	13.7	15-20P	**SHT5-240-3**

* Single-Phase 5-well units, and all Three-Phase units, available in 208V and 240V only.

Portable Units

4″ *(102mm)* diameter **NSF-approved** ball-bearing swivel casters *(two with brake)*, and push bar attached to end panel at operator's right.

# of top openings	length in.	length mm	weight lbs.	weight kg	cu ft	volts	watts	SINGLE-PHASE amps	SINGLE-PHASE NEMA plug	SINGLE-PHASE model #	THREE-PHASE amps	THREE-PHASE NEMA plug	THREE-PHASE model #
2	35½″	902	101	45.8	15.7	120	1500	12.5	5-15P	**SPHT2-120**	-	-	n/a
2	35½″	902	101	45.8	15.7	208	1428	6.9	6-15P	**SPHT2-208**	6.0	15-20P	**SPHT2-208-3**
2	35½″	902	101	45.8	15.7	240	1900	7.9	6-15P	**SPHT2-240**	6.9	15-20P	**SPHT2-240-3**
3	50½″	1283	155	70.3	15.7	120	2250	18.8	5-30P	**SPHT3-120**	-	-	n/a
3	50½″	1283	155	70.3	15.7	208	2142	10.3	6-15P	**SPHT3-208**	6.0	15-20P	**SPHT3-208-3**
3	50½″	1283	155	70.3	15.7	240	2850	11.9	6-15P	**SPHT3-240**	6.9	15-20P	**SPHT3-240-3**
4	66″	1676	227	103.0	20.0	120	3000	25.0	5-50P	**SPHT4-120**	-	-	n/a
4	66″	1676	227	103.0	20.0	208	2856	13.7	6-20P	**SPHT4-208**	9.1	15-20P	**SPHT4-208-3**
4	66″	1676	227	103.0	20.0	240	3800	15.8	6-20P	**SPHT4-240**	10.5	15-20P	**SPHT4-240-3**
5*	81½″	2070	285	129.3	24.1	208	3570	17.2	6-30P	**SPHT5-208**	11.9	15-20P	**SPHT5-208-3**
5*	81½″	2070	285	129.3	27.1	240	4750	19.8	6-30P	**SPHT5-240**	13.7	15-20P	**SPHT5-240-3**

* Single-Phase 5-well units, and all Three-Phase units, available in 208V and 240V only.

See page 221 for Enclosed Base Sealed Well Hot Food Tables



AutoFill® automatic water fill system available.

NSF- and UL-approved. To order, add **"A"** in front of the dash in model number. **Example: SHT2A-240.**

FLEX-MASTER® Overshelf Kits — see page 216.



3-compartment portable unit

EAGLE GROUP
Profit from the Eagle Advantage®

100 Industrial Boulevard, Clayton, DE 19938-8903 U.S.A.
Phone: 800-441-8440 or 302-653-3000. Fax: 302-653-2065
http://www.eaglegrp.com

SPEC-MASTER® Electric Hot Food Tables
Enclosed Base Stationary

see spec sheet EG30.04

OUR BEST



3-well enclosed base hot food table shown with optional FLEX-MASTER® overshelves

Stainless steel adjustable bullet feet adjusts height of unit from 34½″ to 35½″ *(876 to 902mm)*

FEATURES:

- 20 gauge table body and 22 gauge top are polished type 430 series stainless steel.
- Top openings are sized to accommodate 12″ x 20″ *(305 x 508mm)* food pans.
- 8″ *(203mm)* wide, ½″ *(13mm)* thick poly cutting board.
- Recessed control panel; individual thermostatic controls.
- Each element has a rating of 750-watt at both 120-volt and 240-volt.
- 8″ *(203mm)* deep insulated heating compartments lined with 22 gauge galvanized steel.
- 30½″ *(775mm)* front-to-back including cutting board.
- Primarily for dry operation, but adaptable for wet application with spillage pan *(see page 231)*.
- Available with open front or 22 gauge stainless steel sliding doors.

Notes: **1000-watt heaters available for 208-volt and 240-volt models.** To order, add suffix **"-1"** to model number. **Example: HT40B-240-1.**

Stainless steel liners in place of galvanized. To order, add **"S"** after "HT" in model number. **Example: HTS3CB-120**.

Consult factory for pricing.

(•) MTS *(made to stock)* / ( ) MTO *(made to order)*

All stationary units designed for field wiring.

# of top openings	length in.	length mm	weight lbs.	weight kg	cu ft	volts	watts	Open Front SINGLE-PHASE amps	Open Front SINGLE-PHASE model #		Open Front THREE-PHASE amps	Open Front THREE-PHASE model #	Sliding Doors SINGLE-PHASE amps	Sliding Doors SINGLE-PHASE model #		Sliding Doors THREE-PHASE amps	Sliding Doors THREE-PHASE model #
2	33″	838	207	93.3	28.7	120V	1500W	12.5A	**HT20B-120**		n/a	n/a	12.5A	**HT2CB-120**		n/a	n/a
2	33″	838	207	93.3	28.7	240V	1500W	6.3A	**HT20B-240**	*	5.4A	**HT20B-240-3** *	6.3A	**HT2CB-240** *		5.4A	**HT2CB-240-3** *
3	48″	1219	240	108.9	39.8	120V	2250W	18.8A	**HT30B-120**		n/a	n/a	18.8A	**HT3CB-120**		n/a	n/a
3	48″	1219	240	108.9	39.8	240V	2250W	9.4A	**HT30B-240**	*	5.4A	**HT30B-240-3** *	9.4A	**HT3CB-240** *		5.4A	**HT3CB-240-3** *
4	63½″	1613	289	131.1	51.5	120V	3000W	25.0A	**HT40B-120**		n/a	n/a	25.0A	**HT4CB-120**		n/a	n/a
4	63½″	1613	289	131.1	51.5	240V	3000W	12.5A	**HT40B-240**	*	8.3A	**HT40B-240-3** *	12.5A	**HT4CB-240** *		8.3A	**HT4CB-240-3** *
5	79″	2007	359	162.8	62.6	240V	3750W	15.7A	**HT50B-240**	*	10.8A	**HT50B-240-3** *	15.7A	**HT5CB-240** *		10.8A	**HT5CB-240-3** *
6	94½″	2400	379	171.9	74.3	240V	4500W	18.8A	**HT60B-240**	*	10.8A	**HT60B-240-3** *	18.8A	**HT6CB-240** *		10.8A	**HT6CB-240-3** *

* Available in 208 volt. To order replace suffix "-240" with suffix **"-208"**.

FLEX-MASTER® Overshelf Kits

Both kits include two 16/304 overshelves and four 30″ *(762mm)* posts. Add suffix specified to order kit **(example: HT20B-120-FM)**, or design your own using standard components from page 233.

description	add suffix
10″ *(254mm)* overshelves	**-FM**
15″ *(381mm)* overshelves, plus one ladle rack	**-FMU**

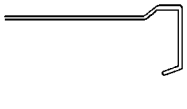

SPEC-MASTER® Marine Edge

For front edge only. Heavy gauge type 304 stainless steel. Retards spillage.

Consult factory.



Decorative Laminates

Standard Wilsonart® Black trimmed in stainless steel. A variety of patterns and colors to choose from. Hundreds of laminates available.

Consult factory.

100 Industrial Boulevard, Clayton, DE 19938-8903 U.S.A.
Phone: 800-441-8440 or 302-653-3000. Fax: 302-653-2065
http://www.eaglegrp.com

EAGLE GROUP
Profit from the Eagle Advantage®

SPEC-MASTER® Electric Hot Food Tables
Enclosed Base Portable

see spec sheet **EG30.05**

OUR BEST



5″ *(127mm)* diameter **NSF-approved** ball-bearing swivel casters *(two with brake)*, push bar attached to end panel at operator's right, and drop brackets on cutting board.

FEATURES:

- Full perimeter vinyl bumper guards.
- 6′ *(1829mm)* cord.
- 34″ *(864mm)* height.
- 20 gauge table body and 22 gauge top are polished type 430 series stainless steel.
- Top openings are sized to accommodate 12″ x 20″ *(305 x 508mm)* food pans.
- 8″ *(203mm)* wide, ½″ *(13mm)* thick poly cutting board.
- Recessed control panel; individual thermostatic controls.
- Each element has a rating of 750-watt at 120-volt, 208-volt and 240-volt.
- 8″ *(203mm)* deep insulated heating compartments lined with 22 gauge galvanized steel.
- 30½″ *(775mm)* front-to-back including cutting board.
- Primarily for dry operation, but adaptable for wet application with spillage pan *(see page 231)*.
- Available with open front or 22 gauge stainless steel sliding doors.

Optional FLEX-MASTER® Overshelf Kits
see page 218

Notes: **1000-watt heaters available for 208-volt and 240-volt models.** To order, add suffix **"-1"** to model number. **Example: PHT40B-240-1.**

Stainless steel liners in place of galvanized. To order, add **"S"** after "HT" in model number. **Example: PHTS3CB-120**.

Consult factory for pricing.

Receptacle Configurations Required

See chart below for applicable NEMA plug.

					
15A 120V	*15A 240V*	*20A 240V*	*30A 240V*	*50A 120V*	*20A 3Ø 240V*
furnished with NEMA 5-15 plug	furnished with NEMA 6-15 plug	furnished with NEMA 6-20 plug	furnished with NEMA 6-30 plug	furnished with NEMA 5-50 plug	furnished with NEMA 15-20 plug

New York M.E.A. No. 376-84-E

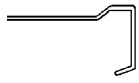

SPEC-MASTER® Marine Edge

For front edge only. Heavy gauge type 304 stainless steel. Retards spillage. ***Consult factory.***



Decorative Laminates

Standard Wilsonart® Black trimmed in stainless steel. A variety of patterns and colors to choose from. Hundreds of laminates available.

Consult factory.

							Single-Phase				Three-Phase*			
# of top openings	length in.	length mm	weight lbs.	weight kg	cu ft	volts	watts	amps	NEMA plug	with OPEN FRONT model #	with SLIDING DOORS model #	amps	NEMA plug	with OPEN FRONT model #	with SLIDING DOORS model #
2	35¾″	908	200	90.7	28.7	120	1500	12.5	5-15P	**PHT20B-120**	**PHT2CB-120**	-	-	n/a	n/a
2	35¾″	908	200	90.7	28.7	208	1500	7.2	6-15P	**PHT20B-208**	**PHT2CB-208**	6.3	15-20P	**PHT20B-208-3**	**PHT2CB-208-3**
2	35¾″	908	200	90.7	28.7	240	1500	6.3	6-15P	**PHT20B-240**	**PHT2CB-240**	5.4	15-20P	**PHT20B-240-3**	**PHT2CB-240-3**
3	50¾″	1289	268	121.6	39.8	120	2250	18.8	5-30P	**PHT30B-120**	**PHT3CB-120**	-	-	n/a	n/a
3	50¾″	1289	268	121.6	39.8	208	2250	10.8	6-15P	**PHT30B-208**	**PHT3CB-208**	6.3	15-20P	**PHT30B-208-3**	**PHT3CB-208-3**
3	50¾″	1289	268	121.6	39.8	240	2250	9.4	6-15P	**PHT30B-240**	**PHT3CB-240**	5.4	15-20P	**PHT30B-240-3**	**PHT3CB-240-3**
4	66¼″	1683	332	150.6	51.5	120	3000	25.0	5-50P	**PHT40B-120**	**PHT4CB-120**	-	-	n/a	n/a
4	66¼″	1683	332	150.6	51.5	208	3000	14.4	6-20P	**PHT40B-208**	**PHT4CB-208**	9.5	15-20P	**PHT40B-208-3**	**PHT4CB-208-3**
4	66¼″	1683	332	150.6	51.5	240	3000	12.5	6-20P	**PHT40B-240**	**PHT4CB-240**	8.3	15-20P	**PHT40B-240-3**	**PHT4CB-240-3**
5*	81¾″	2076	383	173.7	62.6	208	3750	18.0	6-30P	**PHT50B-208**	**PHT5CB-208**	12.5	15-20P	**PHT50B-208-3**	**PHT5CB-208-3**
5*	81¾″	2076	383	173.7	62.6	240	3750	15.6	6-20P	**PHT50B-240**	**PHT5CB-240**	10.8	15-20P	**PHT50B-240-3**	**PHT5CB-240-3**
6*	97¼″	2470	438	198.7	74.3	208	4500	21.6	6-30P	**PHT60B-208**	**PHT6CB-208**	12.5	15-20P	**PHT60B-208-3**	**PHT6CB-208-3**
6*	97¼″	2470	438	198.7	74.3	240	4500	18.8	6-30P	**PHT60B-240**	**PHT6CB-240**	10.8	15-20P	**PHT60B-240-3**	**PHT6CB-240-3**

* Single-Phase 5-and 6-well units, and all Three-Phase units, are available only in 208V and 240V.

SPEC-MASTER® Gas Hot Food Tables
Enclosed Base

see spec sheet EG30.06

OUR BEST



4-well enclosed base unit

FEATURES:

- 20 gauge outer wrapper and 22 gauge top are polished type 430 series stainless steel.
- Top openings are sized to accommodate 12″ x 20″ *(305 x 508mm)* food pans.
- 8″ *(203mm)* wide, ½″ *(13mm)* thick poly cutting board.
- Recessed control panel; individual controls.
- High-output jet burners rated at 3500 BTUs.
- 8″ *(203mm)* deep insulated heating compartments lined with heavy gauge galvanized steel.
- Stainless steel bottom shelf.
- Stainless steel legs.
- Adjustable stainless steel bullet feet.
- Open front or 22 gauge stainless steel sliding doors.
- 34½″ to 35½″ *(876 to 902mm)* adjustable height.

Note: **Units with thermostatic control.** Add suffix **"T"**. **Example HT2CB-NGT.**

Auto safety pilot. Add suffix **"S". Example HT2CB-NGS.**

Units with thermostatic control and auto safety pilot. Add suffix **"TS". Example HT2CB-NGTS.**

Stainless steel liners in place of galvanized. Add **"S"** after **"HT"** in model number. **Example: HTS4OB-NG.**

½″ *(13mm)* N.P.T. pipe connection is on right side.

Consult factory for pricing.



Decorative Laminates

Standard Wilsonart® Black trimmed in stainless steel. A variety of patterns and colors to choose from. Hundreds of laminates available.

Consult factory.



SPEC-MASTER® Marine Edge

For front edge only. Heavy gauge type 304 stainless steel. Retards spillage.

New York M.E.A. No. 375-84-E Vol. II

(•) MTS *(made to stock)* / ( ) MTO *(made to order)*

							Open Front	Sliding Doors
# of top openings	length in.	length mm	weight lbs.	weight kg	cu ft	total BTU rating	model #	model #
2	33″	838	207	93.9	28.7	7,000	**HT2OB-NG**	**HT2CB-NG**
3	48″	1219	248	112.5	39.8	10,500	**HT3OB-NG**	**HT3CB-NG**
4	63½	1613	289	131.1	51.5	14,000	**HT4OB-NG**	**HT4CB-NG**
5	79″	2007	359	162.8	62.6	17,500	**HT5OB-NG**	**HT5CB-NG**
6	94½″	2400	406	184.2	74.3	21,000	**HT6OB-NG**	**HT6CB-NG**

Note: To order LP gas models, insert suffix **"-LP"** in place of **"-NG"** in appropriate model number. **Example: HT2OB-LP.**

FLEX-MASTER® Overshelf Kits

Both kits include two 16/304 overshelves and four 30″ *(762mm)* posts. Add suffix specified to order kit **(example: HT2OB-NG-FM)**, or design your own using standard components from page 233.

description	add suffix
10″ *(254mm)* overshelves	**-FM**
15″ *(381mm)* overshelves, plus one ladle rack	**-FMU**

100 Industrial Boulevard, Clayton, DE 19938-8903 U.S.A.
Phone: 800-441-8440 or 302-653-3000. Fax: 302-653-2065
http://www.eaglegrp.com

EAGLE GROUP
Profit from the Eagle Advantage®

SPEC-MASTER® Sealed Well Hot Food Tables — Enclosed Base

see spec sheets **EG30.17A** **EG30.17B**



3-compartment stationary unit

FEATURES:

- Sealed-in heat wells, each with individual controls, allow for wet or dry application.
- Built-in drainage eliminates the need for spillage pans, reducing clean-up time.
- All type 430 stainless steel construction.
- Poly cutting board.
- Stainless steel dish shelf.
- 32¼″ *(819mm)* front-to-back, including cutting board and dish shelf.
- Each element has a rating of 750-watt at 120-volt, 713-watt at 208-volt, and 950-watt at 240-volt.
- Available with open front or stainless steel sliding doors.
- 6′ *(1829mm)* cord and plug.

(•) MTS *(made to stock)* / ( ) MTO *(made to order)*

Receptacle Configurations Required

See charts below for applicable NEMA plug.

 *15A 120V*	 *15A 240V*	 *20A 240V*	 *30A 120V*	 *30A 240V*	 *50A 120V*	 *20A 3Ø 240V*
furnished with NEMA 5-15 plug	furnished with NEMA 6-15 plug	furnished with NEMA 6-20 plug	furnished with NEMA 5-30 plug	furnished with NEMA 6-30 plug	furnished with NEMA 5-50 plug	furnished with NEMA 15-20 plug
models: SHT2_120	**models: SHT2_240 SHT3_240**	**models: SHT4_240**	**models: SHT3_120**	**models: SHT5_240**	**models: SHT4_120**	**models: all 3-Phase units**

New York M.E.A. No. 376-84-E

AutoFill® automatic water fill system available.

NSF- and UL-approved. To order, add **"A"** before the **OB** or **CB** in model number. **Example: SHT2AOB-240.** Consult factory for pricing.

FLEX-MASTER® Overshelf Kits — see page 220.

Stationary Units

Stainless steel adjustable bullet feet adjusts height of unit from 34½″ to 35½″ *(876 to 902mm)*.

								Open Front				Sliding Doors			
# of top	length		weight		cu			SINGLE-PHASE		THREE-PHASE		SINGLE-PHASE		THREE-PHASE	
openings	in.	mm	lbs.	kg	ft	volts	watts	amps	model #	amps	model #	list	amps	model #	amps	model #
2	33″	838	200	90.7	28.7	120V	1500W	12.5A	**SHT20B-120**	-	-		12.5A	**SHT2CB-120**	-	-
2	33″	838	200	90.7	28.7	240V	1900W	7.9A	**SHT20B-240**	6.9A	**SHT20B-240-3**		7.9A	**SHT2CB-240**	6.9A	**SHT2CB-240-3**
3	48″	1219	240	108.9	39.8	120V	2250W	18.8A	**SHT30B-120**	-	-		18.8A	**SHT3CB-120**	-	-
3	48″	1219	240	108.9	39.8	240V	2850W	11.9A	**SHT30B-240**	6.9A	**SHT30B-240-3**		11.9A	**SHT3CB-240**	6.9A	**SHT3CB-240-3**
4	63½″	1613	314	142.4	51.5	120V	3000W	25.0A	**SHT40B-120**	-	-		25.0A	**SHT4CB-120**	-	-
4	63½″	1613	314	142.4	51.5	240V	3800W	15.8A	**SHT40B-240**	10.5A	**SHT40B-240-3**		15.8A	**SHT4CB-240**	10.5A	**SHT4CB-240-3**
5	79″	2007	353	160.1	62.6	240V	4750W	19.8A	**SHT50B-240**	13.7A	**SHT50B-240-3**		19.8A	**SHT5CB-240**	13.7A	**SHT5CB-240-3**

* Available in 208 volt. To order replace suffix "-240" with suffix **"-208"**.

Portable Units

5″ *(127mm)* diameter **NSF-approved** ball-bearing swivel casters *(two with brake)*, and push bar attached to end panel at operator's right.

								Open Front				Sliding Doors			
# of top	length		weight		cu			SINGLE-PHASE		THREE-PHASE		SINGLE-PHASE		THREE-PHASE	
openings	in.	mm	lbs.	kg	ft	volts	watts	amps	model #	amps	model #	amps	model #	amps	model #
2	33″	838	200	90.7	28.7	120V	1500W	12.5A	**SPHT20B-120**	-	-	12.5A	**SPHT2CB-120**	-	-
2	33″	838	200	90.7	28.7	240V	1900W	7.9A	**SPHT20B-240**	6.9A	**SPHT20B-240-3**	7.9A	**SPHT2CB-240**	6.9A	**SPHT2CB-240-3**
3	48″	1219	240	108.9	39.8	120V	2250W	18.8A	**SPHT30B-120**	-	-	18.8A	**SPHT3CB-120**	-	-
3	48″	1219	240	108.9	39.8	240V	2850W	11.9A	**SPHT30B-240**	6.9A	**SPHT30B-240-3**	11.9A	**SPHT3CB-240**	6.9A	**SPHT3CB-240-3**
4	63½″	1613	280	127.0	51.5	120V	3000W	25.0A	**SPHT40B-120**	-	-	25.0A	**SPHT4CB-120**	-	-
4	63½″	1613	280	127.0	51.5	240V	3800W	15.8A	**SPHT40B-240**	10.5A	**SPHT40B-240-3**	15.8A	**SPHT4CB-240**	10.5A	**SPHT4CB-240-3**
5	79″	2007	359	162.8	62.6	240V	4750W	19.8A	**SPHT50B-240**	13.7A	**SPHT50B-240-3**	19.8A	**SPHT5CB-240**	13.7A	**SPHT5CB-240-3**

* Available in 208 volt. To order replace suffix "-240" with suffix **"-208"**.

See page 217 for Open Base Sealed Well Hot Food Tables

Electric Water Bath Steam Tables

see spec sheet **EG30.13**



3-well water bath steam table shown with optional FLEX-MASTER® overshelves

New York M.E.A. No. 330-84-E

FEATURES:

- Constructed of highly polished stainless steel—304 series for water pan and 430 series for tops and enclosures.
- Top is removable for cleaning or replacement.
- All-welded water pan is 16 gauge with recessed well and accommodates a copper sheathed immersion heater assembly complete with thermostatic control and low water cutoff.
- All wiring terminates within junction box adjacent to control.
- Legs are 1⅝″ *(41mm)* diameter galvanized tubing fitted with adjustable stainless steel bullet feet.
- Undershelf is galvanized steel.
- All top openings are sized to accommodate 12″ x 20″ *(305 x 508mm)* food pans.
- 8″ *(203mm)* wide x ½″ *(13mm)* thick poly cutting board and stainless steel dish shelf.
- 34½″ to 35½″ *(876 to 902mm)* adjustable height.
- All units are single phase.

Note: Units are designed for field wiring by others.

Bolted-in undershelf available.
To specify, **add 20% to list price of unit** and add suffix **"B"** to model number. **Example: WT2-240B.**

Prefix **"S"** indicate that stainless steel undershelf and legs are standard.

# of top openings	length in.	length mm	weight lbs.	weight kg	cu ft	electrical data	model #
2	33″	838	94	42.6	15.4	3000W, 208V, 14.4A	**WT2-208**
2	33″	838	94	42.6	15.4	3000W, 208V, 14.4A	**SWT2-208**
2	33″	838	94	42.6	15.4	3000W, 240V, 12.5A	**WT2-240**
2	33″	838	94	42.6	15.4	3000W, 240V, 12.5A	**SWT2-240**
3	48″	1219	125	56.7	15.4	3000W, 208V, 14.4A	**WT3-208**
3	48″	1219	125	56.7	15.4	3000W, 208V, 14.4A	**SWT3-208**
3	48″	1219	125	56.7	15.4	3000W, 240V, 12.5A	**WT3-240**
3	48″	1219	125	56.7	15.4	3000W, 240V, 12.5A	**SWT3-240**
4	63½″	1613	199	90.3	19.7	4000W, 208V, 19.2A	**WT4-208**
4	63½″	1613	199	90.3	19.7	4000W, 208V, 19.2A	**SWT4-208**
4	63½″	1613	199	90.3	19.7	4000W, 240V, 16.7A	**WT4-240**
4	63½″	1613	199	90.3	19.7	4000W, 240V, 16.7A	**SWT4-240**
5	79″	2007	255	115.7	24.1	5000W, 208V, 24.1A	**WT5-208**
5	79″	2007	255	115.7	24.1	5000W, 208V, 24.1A	**SWT5-208**
5	79″	2007	255	115.7	24.1	5000W, 240V, 20.8A	**WT5-240**
5	79″	2007	255	115.7	24.1	5000W, 240V, 20.8A	**SWT5-240**



AutoFill® automatic water fill system available.

For models with drain. **NSF- and UL-approved.** To order, add **"A"** in front of the dash in model number. **Example: WT3A-208.**

FLEX-MASTER® Overshelf Kits

Both kits include two 16/304 overshelves and four 30″ *(762mm)* posts. Add suffix specified to order kit **(example: WT2-208-FM)**, or design your own using standard components from page 233.

description	add suffix
10″ *(254mm)* overshelves	**-FM**
15″ *(381mm)* overshelves, plus one ladle rack	**-FMU**

100 Industrial Boulevard, Clayton, DE 19938-8903 U.S.A.
Phone: 800-441-8440 or 302-653-3000. Fax: 302-653-2065
http://www.eaglegrp.com

EAGLE GROUP
Profit from the Eagle Advantage®

Gas Water Bath Steam Tables

see spec sheet **EG30.12**



3-well water bath steam table

New York M.E.A. No. 318-84-E

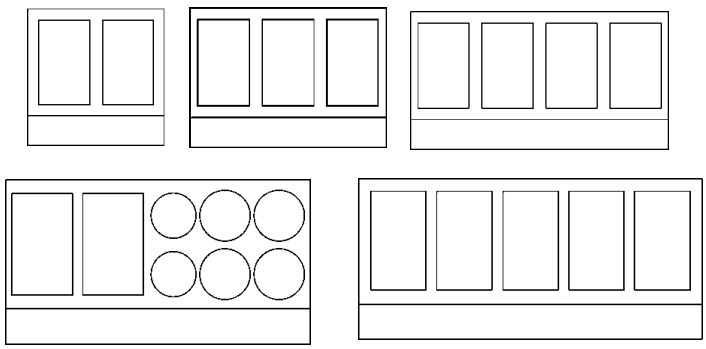

FEATURES:

- Constructed of highly polished stainless steel – 304 series for water pan and 430 series for tops and enclosures.
- Top and water pan are removable for cleaning or replacement.
- Furnished with a straight flow tubular gas burner and pressure regulator as standard equipment.
- Legs are 1⅝″ *(41mm)* diameter galvanized tubing fitted with adjustable stainless steel bullet feet.
- Undershelf is galvanized steel.
- All top openings accommodate 12″ x 20″ *(305 x 508mm)* food pans.
- 8″ *(203mm)* wide x ½″ *(13mm)* thick poly cutting board and stainless steel dish shelf.
- 34½″ to 35½″ *(876 to 902mm)* adjustable height.

Note: **Standard stainless steel legs and undershelf.** Add prefix **"S"** to model number after letter **"A"**. **Example: ASWT2-NG.**

Bolted-in undershelf available.
To specify, **add 20% to list price of unit** and add suffix **"B"** to model number. **Example: AWT2-NGB.**

AutoFill® automatic water fill system available for models with drain. NSF- and UL-approved. To order, add **"A"** in front of the dash in model number. **Example: AWT2A-NG.**

½″ *(13mm)* N.P.T. pipe connection is on right side.

Consult factory for pricing.

(•) MTS *(made to stock)* / ( ) MTO *(made to order)*

Prefix **"AWTP"** come with safety pilots with automatic shut-off features.

description	weight lbs.	weight kg	cu ft	model #
33″ *(838mm)* long unit with 2 top openings	98	44.5	15.4	**AWT2-NG** •
as above, with safety pilot	98	44.5	15.4	**AWTP2-NG**
replacement top	—	—	—	**305169**
replacement water pan	—	—	—	**305315**
48″ *(1219mm)* long unit with 3 top openings	132	59.9	15.4	**AWT3-NG** •
as above, with safety pilot	132	59.9	15.4	**AWTP3-NG**
replacement top	—	—	—	**305170**
replacement water pan	—	—	—	**305313**
63½″ *(1613mm)* long unit with 4 top openings	198	89.8	19.7	**AWT4-NG** •
as above, with safety pilot	198	89.8	19.7	**AWTP4-NG**
replacement top	—	—	—	**305171**
replacement water pan	—	—	—	**305314**
63½″ *(1613mm)* long unit with 8 top openings	198	89.8	19.7	**AWT4-NG-1**
as above, with safety pilot	198	89.8	19.7	**AWTP4-NG-1**
replacement top	—	—	—	**305259**
replacement water pan	—	—	—	**305314**
79″ *(2007mm)* long unit with 5 top openings	244	110.7	24.1	**AWT5-NG** •
as above, with safety pilot	244	110.7	24.1	**AWTP5-NG**
replacement top	—	—	—	**305172**
replacement water pan	—	—	—	**305316**

Optional FLEX-MASTER® Overshelf Kits
see page 222

2 Top Openings
15,000 BTU total. Accommodates **two** 12″ x 20″ *(305 x 508mm)* food pans.

3 Top Openings
15,000 BTU total. Accommodates **three** 12″ x 20″ *(305 x 508mm)* food pans.

4 Top Openings
30,000 BTU total. Accommodates **four** 12″ x 20″ *(305 x 508mm)* food pans.

8 Top Openings
30,000 BTU total. Accommodates **two** 12″ x 20″ *(305 x 508mm)* food pans, **two** 6½″ *(165mm)* diameter 4-quart insets, and **four** 8½″ *(216mm)* diameter 7-quart insets.

5 Top Openings
30,000 BTU total. Accommodates **five** 12″ x 20″ *(305 x 508mm)* food pans.

Note: To order LP gas models, insert suffix **"-LP"** in place of "-NG" in appropriate model number. **Example: AWT2-LP.**

SPEC-MASTER® Cold Pan Units
Enclosed Base (NSF)

see spec sheet **EG30.08**

OUR BEST



Top-of-the-line stationary cold pan units!

FEATURES:

- 20″ *(508mm)* wide x 6″ *(152mm)* deep cold pans made of 304 series stainless steel with 1″ *(25mm)* IP.S. drain connection.
- Highly polished 20 gauge stainless steel table body.
- 1⅝″ *(41mm)* diameter stainless steel tubular legs with adjustable stainless steel bullet feet.
- Stainless steel bottom shelf is full depth of unit and welded to outer wrapper.
- 22⁹⁄₁₆″ *(573mm)* front-to-back.
- 34½″ to 35½″ *(876 to 902mm)* adjustable height.

Note: Casters:
Add prefix **"P"**. **Example: P**CP30B. Consult factory for pricing.

Center shelf:
Add **20% to list price of unit** and suffix **"-CS"** to model number. **Example:** CP3CB-**CS**.

Optional accessories and replacements: See pages 227-233.

(•) MTS *(made to stock)* / ( ) MTO *(made to order)*



shown with optional marine edge, laminate front & tray slide

SPEC-MASTER® Marine Edge
For front edge only. Heavy gauge type 304 stainless steel. Retards spillage.

Decorative Laminates
Standard Wilsonart® Black trimmed in stainless steel. A variety of patterns and colors to choose from. Hundreds of laminates available.

Consult factory for SPEC-MASTER® Marine edge and decorative laminate.

			Open Front			Sliding Doors		
length		cubic	weight			weight		
in.	mm	feet	lbs.	kg	model #	lbs.	kg	model #
48″	1219	39.8	230	104.3	**CP30B**	235	106.6	**CP3CB**
63½″	1613	51.5	270	122.5	**CP40B**	275	124.7	**CP4CB**
79″	2007	62.6	310	140.6	**CP50B**	315	142.9	**CP5CB**

Stainless Steel Cleaner & Polish



- Cleans and polishes in one step.
- Does not streak or leave fingerprints.
- Leaves a protective invisible coating.

weight		
oz.	kg	model #
15	0.4	**004026**

100 Industrial Boulevard, Clayton, DE 19938-8903 U.S.A.
Phone: 800-441-8440 or 302-653-3000. Fax: 302-653-2065
http://www.eaglegrp.com

EAGLE GROUP
Profit from the Eagle Advantage®

Cold Pan Units – Open Base (NSF)

see spec sheet **EG30.15**



Stationary models
stainless steel adjustable feet that adjust height of unit from 34½″ to 35½″ *(876 to 902mm).*



shown with optional laminated hardwood cutting board

Portable models
4″ *(102mm)* diameter swivel casters *(two with brakes)* and push handle.

FEATURES:

- Fully insulated units feature 20″ *(508mm)* wide x 6″ *(152mm)* deep cold pans made of 304 series stainless steel with 1½″ *(38mm)* NPS drain connection.
- Table body is highly polished 22 gauge stainless steel.
- Galvanized tubular legs and galvanized undershelf.
- All units are 22⁹⁄₁₆″ *(573mm)* front-to-back.

Note: **Bolted-in undershelf available.**
To specify, **add 20% to list price of unit** and add suffix **"B"** to model number. **Example: CP-3B.**

For optional accessories and replacements, see pages 227-233.

Prefix **"S"** indicate standard stainless steel undershelf and legs.

			Stationary			Portable*		
length		cubic	weight			weight		
in.	mm	feet	lbs.	kg	model #	lbs.	kg	model #
48″	1219	15.4	93	42.2	**CP-3**	99	44.9	**PCP-3**
48″	1219	15.4	93	42.2	**SCP-3**	99	44.9	**SPCP-3**
63½″	1613	19.7	112	50.8	**CP-4**	118	53.5	**PCP-4**
63½″	1613	19.7	112	50.8	**SCP-4**	118	53.5	**SPCP-4**
79″	2007	24.1	206	93.4	**CP-5**	206	93.4	**PCP-5**
79″	2007	24.1	206	93.4	**SCP-5**	206	93.4	**SPCP-5**

* For portable models, add 2½″ *(64mm)* to length.

SPEC-MASTER® Solid Top Units Enclosed Base (NSF)

see spec sheet **EG30.09**

OUR BEST



unit shown with optional laminated hardwood cutting board

Top-of-the-line stationary solid top units!

FEATURES:

- 16 gauge stainless steel top with table body made of 20 gauge 430 series stainless steel.
- 1⅝″ *(41mm)* diameter stainless steel tubular legs with adjustable stainless steel bullet feet.
- Stainless steel bottom shelf that is full depth of unit and welded to outer wrapper.
- 22⁹⁄₁₆″ *(573mm)* front-to-back.
- Recessed handle and rollerless track assembly.

Note: **Casters:**
Add prefix **"P"**. **Example:** PST40B. Consult factory for pricing.
Center shelf:
Add **20% to list price of unit** and suffix **"-CS"** to model number.
Example: ST30B-**CS**.
Optional accessories and replacements: See pages 227-233.

			Open Front			Sliding Doors		
length		cubic	weight			weight		
in.	mm	feet	lbs.	kg	model #	lbs.	kg	model #
48″	1219	39.8	225	102.1	**ST30B**	233	105.7	**ST3CB**
63½″	1613	51.5	265	120.2	**ST40B**	274	124.3	**ST4CB**
79″	2007	62.6	305	138.3	**ST50B**	315	142.9	**ST5CB**

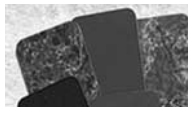

Decorative Laminates
Standard Wilsonart® Black trimmed in stainless steel. A variety of patterns and colors to choose from. Hundreds of laminates available.



SPEC-MASTER® Marine Edge
For front edge only. Heavy gauge type 304 stainless steel. Retards spillage.

Consult factory.

Solid Top Units – Open Base (NSF)

see spec sheet **EG30.14**



Stationary models
stainless steel adjustable feet that adjust height of unit from 34½″ to 35½″ *(876 to 902mm).*



shown with optional laminated hardwood cutting board

Portable models
4″ *(102mm)* diameter swivel casters *(two with brakes)* and push handle.

FEATURES:

- Type 430 construction
- 22 gauge stainless steel body.
- 16 gauge stainless steel top.
- Galvanized tubular legs.
- Galvanized undershelf.
- 22⁹⁄₁₆″ *(573mm)* front-to-back.

Note: Bolted-in undershelf available.
To specify, **add 20% to list price of unit** and add suffix **"B"** to model number. **Example: ST-3B.**

For optional accessories and replacements, see pages 227-233.

(•) MTS *(made to stock)* / ( ) MTO *(made to order)*

Prefix **"S"** indicate standard stainless steel undershelf and legs.

			Stationary			Portable*		
length		cubic	weight			weight		
in.	mm	feet	lbs.	kg	model #	lbs.	kg	model #
48″	1219	15.4	83	37.6	**ST-3**	89	40.4	**PST-3**
48″	1219	15.4	83	37.6	**SST-3**	89	40.4	**SPST-3**
63½″	1613	19.7	102	46.3	**ST-4**	108	49.0	**PST-4**
63½″	1613	19.7	102	46.3	**SST-4**	108	49.0	**SPST-4**
79″	2007	24.1	123	55.8	**ST-5**	129	58.5	**PST-5**
79″	2007	24.1	123	55.8	**SST-5**	129	58.5	**SPST-5**

* For portable models, add 2½″ *(64mm)* to length.

Urn Stands (NSF)

see spec sheet **EG30.10**



FEATURES:

- Stationary, enclosed base.
- 16 gauge stainless steel top.
- 20 gauge stainless steel table body.
- Stainless steel tubular legs with adjustable stainless steel bullet feet.
- Heavy gauge stainless steel bottom shelf that is full depth of unit and welded to outer wrapper.
- 4¾″ *(121mm)* urn trough slopes to a 1″ *(25mm)* drain and comes complete with full length removable louvered grate.
- 22⁹⁄₁₆″ *(573mm)* front-to-back.
- 34½″ to 35½″ *(876 to 902mm)* adjustable height.

Note: Casters, add prefix **"P"**. **Example: PUS3CB.** Consult factory for pricing.

Center shelf, **add 20% to list price of unit** and add suffix **"-CS"** to model number. **Example: US30B-CS**.

If urn trough is desired on rear side, add suffix **"R"** to end of model number. **Example: US30BR.**

For optional accessories and replacements, see pages 227-233.

(•) MTS *(made to stock)* / ( ) MTO *(made to order)*

			Open Front			Sliding Doors		
length		cubic	weight			weight		
in.	mm	feet	lbs.	kg	model #	lbs.	kg	model #
48″	1219	39.8	225	102.1	**US30B**	233	105.7	**US3CB**
63½″	1613	51.5	265	120.2	**US40B**	274	124.3	**US4CB**
79″	2007	62.6	305	138.3	**US50B**	315	142.9	**US5CB**

100 Industrial Boulevard, Clayton, DE 19938-8903 U.S.A.
Phone: 800-441-8440 or 302-653-3000. Fax: 302-653-2065
http://www.eaglegrp.com

EAGLE GROUP
Profit from the Eagle Advantage®

Tray Stands (NSF)

see spec sheet EG30.11



FEATURES:

- Stationary.
- 16 gauge stainless steel top.
- Heavy gauge cabinet.
- Stainless steel tubular legs with adjustable stainless steel bullet feet.
- 18″ *(457mm)* working height, 44¾″ *(1137mm)* with silverware unit.
- 22½″ *(572mm)* front-to-back.

(•) MTS *(made to stock)* / ( ) MTO *(made to order)*

length in.	length mm	cubic feet	weight lbs.	weight kg	model #
33″	838	12.3	135	61.2	**TU-1**

Optional Silverware Unit for Tray Stand

Polished die-formed heavy gauge stainless steel wrapper; 1″ *(25mm)* square stainless steel tubing; and eight plastic silverware holders.

length in.	length mm	cubic feet	weight lbs.	weight kg	model
33″	838	10.3	36	16.3	**SW-1**

Overshelves (NSF)

see spec sheet EG30.20B

FEATURES:

- 10″ *(254mm)* wide.

(•) MTS *(made to stock)* / ( ) MTO *(made to order)*





Single Shelf, Non-Adjustable

16 gauge type 430 stainless steel shelf with stainless steel tubular legs.

Double Shelf, Non-Adjustable

Two 16 gauge type 430 stainless steel shelves with stainless steel tubular legs. All-welded construction.

length in.	length mm	weight lbs.	weight kg	cu ft	model #	weight lbs.	weight kg	cu ft	model #
33″	838	18	8.2	1.2	**OS-HT2**	36	16.3	1.8	**DOS-HT2**
48″	1219	20	9.0	1.6	**OS-HT3**	40	18.1	2.3	**DOS-HT3**
63½″	1613	24	10.9	2.1	**OS-HT4**	50	22.7	3.2	**DOS-HT4**
79″	2007	35	15.9	2.6	**OS-HT5**	75	34.0	3.9	**DOS-HT5**
94½″	2400	45	20.4	3.1	**OS-HT6**	90	40.8	4.7	**DOS-HT6**

Optional Heat Lamp Brackets for Overshelves

To mount full-length lamps to underside of overshelf. Spaced to fit heat lamps. Custom sizes and configurations available. Consult factory.

for overshelf length in.	for overshelf length mm	heat lamp length in.	heat lamp length mm	number of brackets (pairs)	add suffix
33″	838	18″	457	1	**-HLB**
48″	1219	36″	914	1	**-HLB**
63½″	1613	48″	1219	1	**-HLB**
79″	2007	66″	1676	1	**-HLB**
94½″	2400	36″	914	2	**-HLB**

Serving Shelves

see spec sheet EG30.20A

(•) MTS *(made to stock)* / ( ) MTO *(made to order)*



18″ *(457mm)* wide.

length in.	length mm	weight lbs.	weight kg	cu ft	with Open Front 10″ (254mm) wide model #	w/Acrylite® Front Panel 18″ (457mm) wide model #
33″	838	45	20.4	1.2	**SS-HT2**	**SSP-HT2**
48″	1219	54	24.5	1.7	**SS-HT3**	**SSP-HT3** •
63½″	1613	63	28.6	2.3	**SS-HT4**	**SSP-HT4** •
79″	2007	70	31.8	2.9	**SS-HT5**	**SSP-HT5** •
94½″	2400	76	34.5	3.5	**SS-HT6**	**SSP-HT6**

Buffet Shelves

see spec sheet **EG30.20A**



FEATURES:

- Front sneeze guard.
- Heavy gauge stainless steel top located 20″ *(508mm)* above surface.
- ¼″ *(6mm)* clear Acrylite® front and end panels.
- 15″ *(381mm)*-wide top *(excluding clear panels).*

(•) MTS *(made to stock)* / ( ) MTO *(made to order)*

…with Sneeze Guard on One Side — 25⅝″ *(651mm)* overall front-to-back.

		without infrared bullet lamps				with infrared bullet lamps			
length		weight		cu		weight		cu	
in.	mm	lbs.	kg	ft	model #	lbs.	kg	ft	model #
33″	838	27	12.2	10.9	**BS1-HT2**	45	20.4	10.8	**BS1-HT2-IL**
48″	1219	38	17.2	16.3	**BS1-HT3**	60	27.2	16.4	**BS1-HT3-IL**
63½″	1613	58	26.3	19.3	**BS1-HT4**	76	34.5	19.3	**BS1-HT4-IL**
79″	2007	83	37.6	21.4	**BS1-HT5**	114	51.7	21.4	**BS1-HT5-IL**
94½″	2400	104	47.2	23.5	**BS1-HT6**	135	61.2	23.5	**BS1-HT6-IL**

…with Sneeze Guard on Both Sides — 36¼″ *(921mm)* overall front-to-back.

		without infrared bullet lamps				with infrared bullet lamps			
length		weight		cu		weight		cu	
in.	mm	lbs.	kg	ft	model #	lbs.	kg	ft	model #
33″	838	40	18.1	10.8	**BS2-HT2**	46	20.9	11.7	**BS2-HT2-IL**
48″	1219	70	31.8	15.1	**BS2-HT3**	76	34.5	16.0	**BS2-HT3-IL**
63½″	1613	78	35.4	19.9	**BS2-HT4**	84	38.1	19.0	**BS2-HT4-IL**
79″	2007	93	42.2	21.4	**BS2-HT5**	116	52.6	24.1	**BS2-HT5-IL**
94½″	2400	114	51.7	27.4	**BS2-HT6**	132	59.9	26.5	**BS2-HT6-IL**

Deluxe Serving Shelves

see spec sheet **EG30.20A**



FEATURES:

- Front sloped back for increased visibility.
- ¼″ *(6mm)* clear Acrylite® at front and ends.
- Stainless steel end panel assemblies.
- 14½″ *(368mm)*-wide stainless steel top panel.

(•) MTS *(made to stock)* / ( ) MTO *(made to order)*

length		weight		cu	
in.	mm	lbs.	kg	ft	model #
33″	838	70	31.8	1.4	**DSSP-HT2**
48″	1219	75	34.0	2.0	**DSSP-HT3** •
63½″	1613	80	36.3	2.6	**DSSP-HT4** •
79″	2007	85	38.6	3.3	**DSSP-HT5** •
94½″	2400	90	40.1	3.7	**DSSP-HT6**

Also available:



REDHOTS® Heat Lamps

see page 267

Or download our spec sheet **EG35.23** off our website **www.eaglegrp.com**



REDHOTS® Display Lights

see page 268

Or download our spec sheet **EG35.09** off our website **www.eaglegrp.com**

100 Industrial Boulevard, Clayton, DE 19938-8903 U.S.A.
Phone: 800-441-8440 or 302-653-3000. Fax: 302-653-2065
http://www.eaglegrp.com

EAGLE GROUP
Profit from the Eagle Advantage®

Tray Shelves

see spec sheet **EG30.20A**

FEATURES:
- 10″ *(254mm)* wide.
- Stainless steel.



tray shelf shown with hinged drop brackets

(•) MTS *(made to stock)* / ( ) MTO *(made to order)*

length		weight		cubic	with Stationary Brackets	with Drop Brackets
in.	mm	lbs.	kg	feet	model #	model #
33″	838	14	6.4	0.3	**TS-HT2**	**TS-DB-HT2**
48″	1219	18	8.2	0.5	**TS-HT3**	**TS-DB-HT3**
63½″	1613	21	9.5	0.7	**TS-HT4**	**TS-DB-HT4**
79″	2007	24	10.9	0.8	**TS-HT5**	**TS-DB-HT5**
94½″	2400	31	14.1	1.0	**TS-HT6**	**TS-DB-HT6**

Dish Shelves

see spec sheet **EG30.20A**

FEATURES:
- Removable without the use of tools.
- Stainless steel.
- 8″ *(203mm)* wide.
- 1¼″ *(32mm)* thick.
- Mounts under preexisting cutting board.



(•) MTS *(made to stock)* / ( ) MTO *(made to order)*

length		weight		cubic	
in.	mm	lbs.	kg	feet	model #
33″	838	9	4.1	0.3	**353985**
48″	1219	10	4.5	0.4	**353986**
63½″	1613	15	6.8	0.6	**353987**
79″	2007	24	10.9	0.7	**353988**
94½″	2400	28	12.7	0.9	**355196**

Tray Slides

see spec sheet **EG30.20A**

FEATURES:
- 10½″ *(267mm)* wide.
- Three tubular stainless steel rails.



tray slide shown with stationary brackets

(•) MTS *(made to stock)* / ( ) MTO *(made to order)*

length		weight		cubic	Stationary Brackets	Drop Brackets
in.	mm	lbs.	kg	feet	model #	model #
33″	838	14	6.4	4.0	**TSL-HT2**	**TSL-DB-HT2**
48″	1219	18	8.2	5.5	**TSL-HT3** •	**TSL-DB-HT3** •
63½″	1613	21	9.5	6.8	**TSL-HT4** •	**TSL-DB-HT4**
79″	2007	24	10.9	8.2	**TSL-HT5** •	**TSL-DB-HT5**
94½″	2400	31	14.1	9.5	**TSL-HT6**	**TSL-DB-HT6**

Cutting Boards Upgrade

see spec sheet **EG30.20A**

(•) MTS *(made to stock)* / ( ) MTO *(made to order)*

Thermoplastic Cutting Board Replacement

- 8″ *(203mm)* wide x ½″ *(13mm)* thick, white.

length		weight		cubic		
in.	mm	lbs.	kg	feet	for model #	model #
33″	838	12	5.4	2.5	HT2	**353996**
48″	1219	17	7.7	3.0	HT3	**353997**
63½″	1613	23	10.4	3.5	HT4	**353998**
79″	2007	30	13.6	4.0	HT5	**388075**
94½″	2400	37	16.8	4.5	HT6	**354066**



Richlite® Heat-Resistant

- 8″ *(203mm)* wide x ½″ *(13mm)* thick, sand-color.
- Resists up to 360˚F.
- Stainless steel mounting brackets.

length		weight		cubic		
in.	mm	lbs.	kg	feet	for model #	model #
33″	838	36	16.3	2.5	HT2	**RLB-2**
48″	1219	49	22.2	3.0	HT3	**RLB-3**
63½″	1613	66	29.9	3.5	HT4	**RLB-4**
79″	2007	79	35.8	4.0	HT5	**RLB-5**
94½″	2400	97	44.0	4.5	HT6	**RLB-6**



Hardwood…

- 8″ *(203mm)* wide x 1¼″ *(32mm)* thick.

					Stationary Brackets	Drop Brackets
length		weight		cubic		
in.	mm	lbs.	kg	feet	model #	model #
33″	838	14	6.4	2.5	**WB-HT2**	**WB-DB-HT2**
48″	1219	18	8.2	3.0	**WB-HT3**	**WB-DB-HT3**
63½″	1613	21	9.5	3.5	**WB-HT4**	**WB-DB-HT4**
79″	2007	28	12.7	4.0	**WB-HT5**	**WB-DB-HT5**
94½″	2400	31	14.1	4.5	**WB-HT6**	**WB-DB-HT6**



Stainless Steel Caster Cradle®

see product announcement **EG30.21**



PATENTED! *(patent #US 8,678,335 B2)*

FEATURES:

- The only caster stabilizing device with a patented uniform circular design (patent #US 8,678,335 B2) that allows for approach from any angle.
- Conforms to NFPA 17A 5.6.4 requirements for stabilizing cooking equipment and correct placement under fire system nozzles.
- Units are secured to the floor where the casters are to be centered.

(•) MTS *(made to stock)* / ( ) MTO *(made to order)*

description	model #
quantity of 2 per package	**CC-S-2**
quantity of 10 per package	**CC-S-10**
quantity of 60 per package	**CC-S-60**

100 Industrial Boulevard, Clayton, DE 19938-8903 U.S.A.
Phone: 800-441-8440 or 302-653-3000. Fax: 302-653-2065
http://www.eaglegrp.com

EAGLE GROUP
Profit from the Eagle Advantage®

Stainless Steel Bottle Holders

see spec sheet EG30.20B



#SBH-1/6



#SBH-1/3

(bottles not included)

FEATURES:

- For plastic condiment bottles.
- Type 300 series stainless steel construction.
- 2 7/16″ *(63mm)* diameter holes punched for bottle dispensers.
- Fits traditional one third- or one sixth-size food pan applications.

(•) MTS *(made to stock)* / ( ) MTO *(made to order)*

description	weight lbs.	weight kg	model #
7″ x 6½″ x 5½″ *(178 x 165 x 140mm)*, holds four bottles	7	3.2	**SBH-1/6**
7″ x 12¾″ x 5½″ *(178 x 324 x 140mm)*, holds eight bottles	7	3.2	**SBH-1/3**

Spillage Pans

see spec sheet EG30.20B



FEATURES:

- Required for wet applications.
- Deep-drawn, fully coved.
- 6½″ *(165mm)* deep.

(•) MTS *(made to stock)* / ( ) MTO *(made to order)*

description	EACH weight lbs.	EACH weight kg	EACH model #	6-PACK weight lbs.	6-PACK weight kg	6-PACK model #
stainless steel	10	4.5	**302027**	36	16.3	**502808** •
aluminum	3	1.4	**304141**	26	11.8	**502809** •

Bullet Feet

see spec sheet EG30.20B



Can be shipped UPS

(•) MTS *(made to stock)* / ( ) MTO *(made to order)*

description	model #
plastic	**300293**

Rolltop Cover

see spec sheet EG30.20B



(•) MTS *(made to stock)* / ( ) MTO *(made to order)*

description	model #
fits over heat well	**501585** •



Food Pans and Round Insets

see spec sheet EG30.20B

FEATURES:

- All pans, lids, and insets are stainless steel.
- **Minimum purchase required**, any assortment.

(•) MTS *(made to stock)* / ( ) MTO *(made to order)*

Stainless Steel Food Pans/Lids/Adapter Bars

description	model #
full size pan, 20¾″ x 12¾″ x 2½″ *(527 x 324 x 64mm)*	**301669**
full size pan, 20¾″ x 12¾″ x 4″ *(527 x 324 x 102mm)*	**303775**
half size pan, 10⅜″ x 12¾″ x 2½″ *(264 x 324 x 64mm)*	**304050**
half size pan, 10⅜″ x 12¾″ x 4″ *(264 x 324 x 102mm)*	**304051**
one-third size pan, 6⅞″ x 12¾″ x 2½″ *(175 x 324 x 64mm)*	**304052**
one-third size pan, 6⅞″ x 12¾″ x 4″ *(175 x 324 x 102mm)*	**304053**
one-fourth size pan, 6⅜″ x 10⅜″ x 2½″ *(162 x 264 x 64mm)*	**304054**
one-fourth size pan, 6⅜″ x 10⅜″ x 4″ *(162 x 264 x 102mm)*	**304055**
one-sixth size pan, 6⅜″ x 6⅞″ x 2½″ *(162 x 175 x 64mm)*	**304025**
one-sixth size pan, 6⅜″ x 6⅞″ x 4″ *(162 x 175 x 102mm)*	**304026**
full size lid, with handle	**304056**
half size lid, with handle	**304057**
one-third size lid, with handle	**304058**
one-fourth size lid, with handle	**304059**
one-sixth size lid, with handle	**304041**
10″ *(254mm)* adapter bar	**301792**
12″ *(305mm)* adapter bar	**301791**



food pans

Stainless Steel Round Insets and Lids

description	model #
4-quart inset for 6½″ *(165mm)* opening	**304020**
7-quart inset for 8½″ *(216mm)* opening	**304021**
11-quart inset for 10½″ *(267mm)* opening	**304060**
lid for 4-quart round inset	**304018**
lid for 7-quart round inset	**304019**
lid for 11-quart round inset	**304049**



round inset with optional lid

Polycarbonate Food Pans & Lids

description	model #
one-sixth size pan, 6⅜″ x 6⅞″ x 2½″ *(162 x 175 x 64mm)*	**304027**
one-sixth size pan, 6⅜″ x 6⅞″ x 4″ *(162 x 175 x 102mm)*	**304028**
one-sixth size lid, with handle	**304042**

Other

description	model #
brass drain	**305300**
stopper	**303974**

Adapter Tops for Round Insets Stainless steel.

2-Pot Adapter Tops

description	model #
two 8½″ *(216mm)* diameter openings, each for 7 qts. *(6.6 liters)*	**501600** •
one 8½″ *(216mm)* diameter opening for 7 qts *(6.6 liters)*, and one 10½″ *(267mm)* diameter opening for 11 qts. *(10.4 liters)*	**501912** •
one 6½″ *(165mm)* diameter opening for 4 qts *(3.8 liters)*, and one 10½″ *(267mm)* diameter opening for 11 qts. *(10.4 liters)*	**501913**
one 6½″ *(165mm)* diameter opening for 4 qts *(3.8 liters)*, and one 8½″ *(216mm)* diameter opening for 7 qts *(6.6 liters)*	**501915**



3-Pot Adapter Top

description	model #
three 6½″ *(165mm)* diameter openings, each for 4 qts *(3.8 liters)*	**501914** •

100 Industrial Boulevard, Clayton, DE 19938-8903 U.S.A.
Phone: 800-441-8440 or 302-653-3000. Fax: 302-653-2065
http://www.eaglegrp.com

EAGLE GROUP
Profit from the Eagle Advantage®

FLEX-MASTER® Overshelf System (NSF)

see spec sheet **EG30.18**



hot food table with optional FLEX-MASTER® Overshelf System

Create your own customized design using standard components.

FEATURES:

- Adjustable height in 1″ *(25mm)* increments for flexible and accurate shelf placement.
- 10″ *(254mm)* and 15″ *(381mm)* shelf widths can be intermixed on same posts.

Note: All shipping weights and cubic feet are approximate.

Heat lamp brackets available. Specify location of brackets. Consult factory for pricing. Heat lamps are furnished and installed by others.

(•) MTS *(made to stock)* / ( ) MTO *(made to order)*



Hooks

For use with pot & ladle racks.

description	weight lbs.	weight kg	cubic feet	model #
stainless steel pot hook	0.2	0.1	0.1	**300696** •
6″ (176mm)-long chrome hook	0.1	0.1	0.1	**379769**

10″ *(254mm)* wide Overshelves

- 16 gauge type 304 stainless steel.
- Priced per shelf.

length in.	length mm	number of wells	weight lbs.	weight kg	cubic feet	model #
33″	838	2	14	6.4	1.2	**421002**
48″	1219	3	16	7.3	1.6	**421003** •
63½″	1613	4	24	10.9	2.1	**421004** •
79″	2007	5	29	13.2	2.6	**421005**
94½″	2400	6	35	15.9	3.1	**421006**

15″ *(381mm)* wide Overshelves

- 16 gauge type 304 stainless steel.
- Priced per shelf.

length in.	length mm	number of wells	weight lbs.	weight kg	cubic feet	model #
33″	838	2	14	6.4	1.6	**421502**
48″	1219	3	19	8.6	2.2	**421503**
63½″	1613	4	30	13.6	2.7	**421504**
79″	2007	5	37	16.3	3.3	**421505**
94½″	2400	6	44	20.0	3.7	**421506**

Pot & Ladle Racks - Chrome plated.

length in.	length mm	weight lbs.	weight kg	cubic feet	model #
33″	838	1.9	0.9	0.2	**PRT2-C**
48″	1219	2.1	1.0	0.2	**PRT3-C**
63½″	1613	2.5	1.1	0.3	**PRT4-C**
79″	2007	4.1	1.9	0.3	**PRT5-C**
94½″	2400	4.9	2.2	0.4	**PRT6-C** *

*PRT6-C is provided in two sections.

Stainless Steel Posts

- With plates.
- Calibrated in 1″ *(25mm)* increments.
- Sold in pairs.
- 2-well to 5-well units require two pairs of posts.
- 6-well units require three pairs.

height in.	height mm	weight lbs.	weight kg	cubic feet	model #
18″	457	2.0	0.9	0.1	**418012** •
30″	762	2.4	1.1	0.2	**430012** •
48″	1219	5.6	2.5	0.2	**448012**

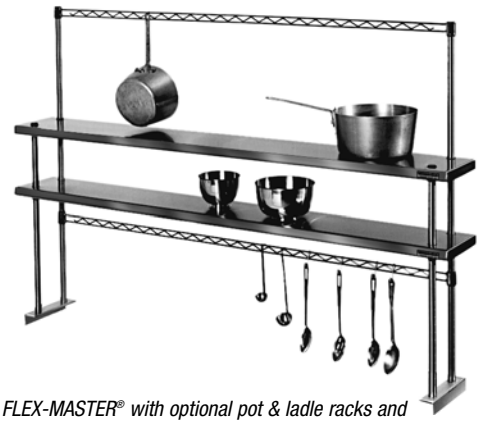

FLEX-MASTER® with optional pot & ladle racks and stainless steel posts

Deluxe Service Mates - pages 234-236

UNITS INCLUDE:

- Clear polycarbonate sneeze guard *(except cashiers stand).*
- Polished stainless steel top with black plated 22 gauge steel body.
- Portable models feature 4″ *(102mm)* swivel casters *(two with brake)* and black plated 18 gauge steel base.
- Tabletop models feature adjustable feet.
- All units are 22 9/16″ *(573mm)* front-to-back—36 1/4″ *(921mm)* including the sneeze guard.

Note: Stainless steel liners in place of galvanized, add **"S"** after **"HT"** in model number. **Example: BPDHTS3-120.** Consult factory for pricing.
Stainless steel body upgrade, **add 20% to list price of unit** and add suffix **"-S"** to end of model number. **Example: BPDHT2-120-S.**

Buffet Hot Food Tables

see spec sheet **EG30.16A**

FEATURES:

- Individual controls for each heat well.
- Units are now available with recessed control panel.

Note: 1000-watt heaters available for 240V models. To order, add suffix **"-1"** to model number. **Example: BPDHT2-240-1.** Consult factory for pricing.



portable buffet hot food table



tabletop buffet hot food table

(•) MTS *(made to stock)* / ( ) MTO *(made to order)*

Receptacle Configurations Required

See chart below for applicable NEMA plug.

 *15A 120V*	 *15A 240V*	 *20A 240V*	 *30A 120V*	 *20A 3Ø 240V*
furnished with NEMA 5-15 plug	furnished with NEMA 6-15 plug	furnished with NEMA 6-20 plug	furnished with NEMA 5-30 plug	furnished with NEMA 15-20 plug

New York M.E.A. No. 376-84

Portable Models — All Three-Phase units available in 208V and 240V only.

# of top openings	length in.	length mm	weight lbs.	weight kg	cu ft	volts	watts	SINGLE-PHASE amps	SINGLE-PHASE NEMA plug	SINGLE-PHASE model #	THREE-PHASE amps	THREE-PHASE NEMA plug	THREE-PHASE model #
2	33″	838	232	105.2	42.4	120V	1000W	8.3A	5-15P	**BPDHT2-120**	-	-	n/a
2	33″	838	232	105.2	42.4	208V	1500W	7.2A	6-15P	**BPDHT2-208**	6.3A	15-20P	**BPDHT2-208-3**
2	33″	838	232	105.2	42.4	240V	1500W	6.25A	6-15P	**BPDHT2-240** •	5.4A	15-20P	**BPDHT2-240-3**
3	48″	1219	264	119.8	59.6	120V	1500W	12.5A	5-15P	**BPDHT3-120**	-	-	n/a
3	48″	1219	264	119.8	59.6	208V	2250W	10.8A	6-15P	**BPDHT3-208** •	6.3A	15-20P	**BPDHT3-208-3**
3	48″	1219	264	119.8	59.6	240V	2250W	9.4A	6-15P	**BPDHT3-240** •	5.4A	15-20P	**BPDHT3-240-3**
4	63½″	1613	360	163.3	75.6	120V	2000W	16.6A	5-30P	**BPDHT4-120**	-	-	n/a
4	63½″	1613	360	163.3	75.6	208V	3000W	14.4A	6-20P	**BPDHT4-208**	9.5A	15-20P	**BPDHT4-208-3**
4	63½″	1613	360	163.3	75.6	240V	3000W	12.5A	6-20P	**BPDHT4-240**	8.3A	15-20P	**BPDHT4-240-3**

Tabletop Models — All Three-Phase units available in 208V and 240V only.

# of top openings	length in.	length mm	weight lbs.	weight kg	cu ft	volts	watts	SINGLE-PHASE amps	SINGLE-PHASE NEMA plug	SINGLE-PHASE model #	THREE-PHASE amps	THREE-PHASE NEMA plug	THREE-PHASE model #
2	33″	838	149	67.6	33.8	120V	1000W	8.3A	5-15P	**CDHT2-120**	-	-	n/a
2	33″	838	149	67.6	33.8	208V	1500W	7.2A	6-15P	**CDHT2-208**	6.3A	15-20P	**CDHT2-208-3**
2	33″	838	149	67.6	33.8	240V	1500W	6.25A	6-15P	**CDHT2-240**	5.4A	15-20P	**CDHT2-240-3**
3	48″	1219	189	85.7	44.2	120V	1500W	12.5A	5-15P	**CDHT3-120** •	-	-	n/a
3	48″	1219	189	85.7	44.2	208V	2250W	10.8A	6-15P	**CDHT3-208**	6.3A	15-20P	**CDHT3-208-3**
3	48″	1219	189	85.7	44.2	240V	2250W	9.4A	6-15P	**CDHT3-240**	5.4A	15-20P	**CDHT3-240-3**
4	63½″	1613	234	106.1	57.1	120V	2000W	16.6A	5-30P	**CDHT4-120** •	-	-	n/a
4	63½″	1613	234	106.1	57.1	208V	3000W	14.4A	6-20P	**CDHT4-208**	9.5A	15-20P	**CDHT4-208-3**
4	63½″	1613	234	106.1	57.1	240V	3000W	12.5A	6-20P	**CDHT4-240** •	8.3A	15-20P	**CDHT4-240-3**

100 Industrial Boulevard, Clayton, DE 19938-8903 U.S.A.
Phone: 800-441-8440 or 302-653-3000. Fax: 302-653-2065
http://www.eaglegrp.com

EAGLE GROUP
Profit from the Eagle Advantage®

Buffet Cold Pan Units

see spec sheet EG30.16A

FEATURES:

- Polished 22 gauge stainless steel top.
- Black plated 22 gauge steel body.
- 6″ *(152mm)*-deep insulated ice pan is 20 gauge type 304 stainless steel.

(•) MTS *(made to stock)* / ( ) MTO *(made to order)*

New York M.E.A. No. 376-84



portable buffet cold pan unit



table top buffet cold pan unit

Portable Models

length		weight		cu	
in.	mm	lbs.	kg	ft	model #
33″	838	232	105.2	42.4	**BPCP-2**
48″	1219	269	122.0	59.6	**BPCP-3** •
63½″	1613	305	138.4	75.6	**BPCP-4** •

Tabletop Models

length		weight		cu	
in.	mm	lbs.	kg	ft	model #
33″	838	137	62.1	33.8	**CCP-2**
48″	1219	157	71.2	44.2	**CCP-3**
63½″	1613	235	106.6	57.1	**CCP-4**

Portable Buffet Solid Top Units

see spec sheet EG30.16B

FEATURES:

- Polished 16 gauge stainless steel top.
- Black plated 22 gauge steel body.
- Black plated 18 gauge steel base.
- 4″ *(102mm)* swivel casters *(two with brakes)*.
- Polycarbonate sneeze guard.



portable solid top buffet unit

length		weight		cu	
in.	mm	lbs.	kg	ft	model #
33″	838	232	105.2	42.4	**BPST-2**
48″	1219	264	119.8	59.6	**BPST-3**
63½″	1613	295	133.8	75.6	**BPST-4**

Beef Cart

see spec sheet EG30.16B

FEATURES:

- Polished 22 gauge stainless steel top.
- Black plated 18 gauge steel body.
- Black plated 18 gauge steel base.
- 12″ x 20″ *(305 x 508mm)* heat well.
- 250W heat lamp.
- Poly top carving board.
- 4″ *(102mm)* swivel casters *(two with brakes)*.
- Adjustable polycarbonate sneeze guard.



Receptacle Configuration Required

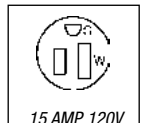

15 AMP 120V

furnished with NEMA 5-15 plug

length		weight		cubic		NEMA	
in.	mm	lbs.	kg	feet	electrical data	plug	model #
33″	838	167	75.8	42.4	1450W, 120V, 12.1A	5-15P	**BC-1**

Cashiers Stand (NSF)

see spec sheet **EG30.16B**



FEATURES:

- Polished 18 gauge stainless steel top.
- Black plated 22 gauge steel body.
- 22 gauge stainless steel bottom panel.
- 4″ *(102mm)* swivel casters *(two with brakes).*
- Enclosed storage area under stainless steel faced cashier drawer.

Note: **Tray shelves for cashier stand available.** Stainless steel. Set of two. **Model #: PTS-1.** Consult factory for pricing.

length		weight		cu	
in.	mm	lbs.	kg	ft	model #
24″	610	128	58.1	19.3	**CS-1**

(•) MTS *(made to stock)* / ( ) MTO *(made to order)*

Accessories for Deluxe Service Mates

see spec sheet **EG30.16B**

(•) MTS *(made to stock)* / ( ) MTO *(made to order)*



service mate shown with optional heat lamps, food pans with insets, and wood-trimmed sneeze guard

description	model #
Service Mate Select wood-trimmed polycarbonate sneeze guards	**DSG-2** **DSG-3** **DSG-4**
fluorescent lights with plastic shields *(factory installation required)*	**FL-2** **FL-3** **FL-4**
infrared bullet lamps *(has separate cord. Not wired to base unit)*	**IL-2** **IL-3** **IL-4**
vinyl skirts for portable buffets	**VS-2** **VS-3** **VS-4**
stainless steel skirts for portable buffets	**SS-2-BL** **SS-3-BL** **SS-4-BL**
stainless steel 8″ *(203mm)* wide tray shelves, set of two	**PTS-2** **PTS-3** **PTS-4** •
stainless steel undershelf for portable buffets	**US-2** **US-3** **US-4**

REDHOTS® Heat Lamps (OPTION)

see spec sheets **EG35.22** **EG35.23**



For more information, see pages 267 & 268.

REDHOTS® Display Lights (OPTION)

see spec sheet **EG35.09**



For more information, see page 269.

100 Industrial Boulevard, Clayton, DE 19938-8903 U.S.A.
Phone: 800-441-8440 or 302-653-3000. Fax: 302-653-2065
http://www.eaglegrp.com

EAGLE GROUP
Profit from the Eagle Advantage®

EAGLE GROUP
Profit from the Eagle Advantage®
100 Industrial Boulevard, Clayton, DE 19938-8903 U.S.A.
Phone: 800-441-8440 or 302-653-3000. Fax: 302-653-2065
http://www.eaglegrp.com

NOTES

100 Industrial Boulevard, Clayton, DE 19938-8903 U.S.A.
Phone: 800-441-8440 or 302-653-3000. Fax: 302-653-2065
http://www.eaglegrp.com

EAGLE GROUP
Profit from the Eagle Advantage®

Director's Choice® Modular Cafeteria Line

Accessories/Components

Buffet Shelves.....256
Custom Accessories 257-258
Rear Doors and Panels 256
Serving Shelves 256
Sneeze Guards 255, 257
Stainless Steel Front Panels 253
Tray Slides 253
Undershelves 256
Various Working Heights 253
Work Shelves 256

Director's Choice® Units

Beverage Units 247
Carving Station Unit 245
Cashier Units.....246
Cold Food Units 241-242
Corner Transition Units 248
Dish/Cup Dispenser Units 252
Drop-In Adjustable Dispensers 251
Frost Top Units 247
Heated Surface Units 243
Hot/Cold Units.....244
Hot Food Service Counters 245
Hot Food Units 240
Ice Cream Units 244
Rack/Tray Dispenser Units 250
Solid Top Refrigerated Base Units.....243
Solid Top Utility Carts 243
Stainless Steel Bottle Holders 251
Tray & Silverware Unit 249
Tray Platform Unit.....249
Tray/Silverware/Napkin Dispenser Unit 248

INTRODUCING

Spec-SHIELD™ Food Guards NSF

NOW PATENTED
Patent Nos. 9,538,868; 9,516,958; 9,339,131; 9,326,621; 9,723,935

Food guard angles and height adjust easily!





A variety of sizes and styles available! See pages 254, 255 and 260.

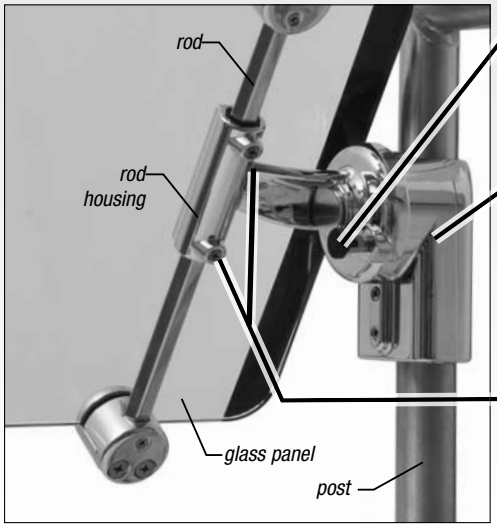

Pull knob for angle adjustment of panels
- Angle adjusts in 18˚ increments.

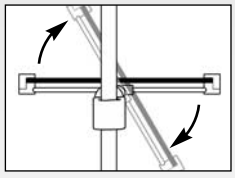

Split casting for removal or adjustment
- Loosen set screws to separate split casting, allowing for removal of entire food guard assembly and adjustment of height.

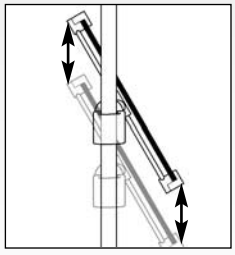

Set screws for adjustment of panels
- When loosened, adjacent rod can slide freely inside the housing, allowing for movement of panel without the need to move or take apart the split casting.

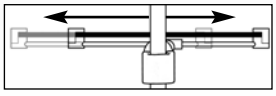

See page 259 for NEW Director's Choice® Adjustable Height Option.

Hot Food Units

see spec sheet EG33.02



hot food unit – customer side
shown with optional laminate end panels

Refer to page 253 for optional overall heights and optional heights of tray slides available for units on this page.

Optional Individual Drains for Hot Food Units

- Individual drain for each well with manifold to single valve.
- ¾″ *(19mm)* ball valve provided *(NPTF)*.

add suffix # *
-D

* Example: DCS4-HFU-C-**D** is a unit with optional individual drains.

Receptacle Configurations Required

30 AMP 120V	*50 AMP 120V*	*15 AMP 240V*	*20 AMP 240V*	*30 AMP 240V*	*50 AMP 240V*
model #	**model #**	**model #**	**model #**	**model #**	**model #**
DCS2-HFU-A	**DCS3-HFU-A**	**DCS2-HFU-B**	**DCS2-HFU-C**	**DCS3-HFU-C**	**DCS4-HFU-C**
			DCS3-HFU-B	**DCS4-HFU-B**	**DCS5-HFU-B**
					DCS5-HFU-C
					DCS6-HFU-B
					DCS6-HFU-C
furnished with NEMA 5-30 plug	furnished with NEMA 5-50 plug	furnished with NEMA 6-15 plug	furnished with NEMA 6-20 plug	furnished with NEMA 6-30 plug	furnished with NEMA 6-50 plug

20A 3Ø 240V	*20A 3Ø 240V*
model #	**model #**
DCS2-HFU-B-3	**DCS4-HFU-C-3**
DCS2-HFU-C-3	**DCS5-HFU-B-3**
DCS3-HFU-B-3	**DCS5-HFU-C-3**
DCS3-HFU-C-3	**DCS6-HFU-B-3**
DCS4-HFU-B-3	**DCS6-HFU-C-3**
furnished with NEMA 15-20 plug	furnished with NEMA 15-30 plug

# of top	length		weight		cu			SINGLE-PHASE		THREE-PHASE	
openings	in.	mm	lbs.	kg	ft	volts	watts	amps	model #	amps	model #
2	36″	914	165	74.8	22	120V	2400W	20.0A	**DCS2-HFU-A**		n/a
2	36″	914	165	74.8	22	240V	2400W	10.0A	**DCS2-HFU-B**	8.7A	**DCS2-HFU-B-3**
2	36″	914	165	74.8	22	240V	3200W	13.3A	**DCS2-HFU-C**	11.6A	**DCS2-HFU-C-3**
3	50″	1270	200	90.7	30	120V	3600W	30.0A	**DCS3-HFU-A**		n/a
3	50″	1270	200	90.7	30	240V	3600W	15.0A	**DCS3-HFU-B**	8.7A	**DCS3-HFU-B-3**
3	50″	1270	200	90.7	30	240V	4800W	20.0A	**DCS3-HFU-C**	11.6A	**DCS3-HFU-C-3**
4	64″	1626	250	113.4	38	240V	4800W	20.0A	**DCS4-HFU-B**	13.2A	**DCS4-HFU-B-3**
4	64″	1626	250	113.4	38	240V	6400W	26.7A	**DCS4-HFU-C**	17.7A	**DCS4-HFU-C-3**
5	78″	1981	305	138.3	46	240V	6000W	25.0A	**DCS5-HFU-B**	17.3A	**DCS5-HFU-B-3**
5	78″	1981	305	138.3	46	240V	8000W	33.4A	**DCS5-HFU-C**	23.1A	**DCS5-HFU-C-3**
6	96″	2438	355	161.0	57	240V	7200W	30.0A	**DCS6-HFU-B**	17.3A	**DCS6-HFU-B-3**
6	96″	2438	355	161.0	57	240V	9600W	40.0A	**DCS6-HFU-C**	23.1A	**DCS6-HFU-C-3**

Features:

- Type 304 stainless steel construction.
- 16 gauge type 304 stainless steel top is 30″ *(762mm)* front-to-back and 2″ *(51mm)* tall.
- 34″ *(864mm)* standard working height complies with ADA guidelines for accessibility standards.
- Welded 1½″ *(38mm)* square tubular type 304 stainless steel base construction.
- Open base on three sides – 7 3/16″ *(183mm)* tall type 304 stainless steel apron on operator's side.
- 5″ *(127mm)* poly tread swivel casters *(two with brake).*
- Holly berry red front laminate panel *(Wilsonart® D307-60)* on heavy gauge galvanized subpanel.
- Insulated 12″ x 20″ *(305 x 508mm)* sealed heat wells with individual thermostatic controls.
- **Wells offered with optional drains – specify when ordering.**
- Optional drains connect to common manifold, drain to left end.
- Accepts 12″ x 20″ *(305 x 508mm)* food pans.
- Wired to cord and plug.
- Wet or dry operation.
- 1200W per well at 120V.
- 240V units listed in chart below can run at 208V operation. This will reduce available wattage by 25%.

Note: Units accommodate accessories such as tray slides, work shelves, and removable undershelves (see pages 253, 255 and 256).

Laminate end panels available.
To order, add suffix **"-LEP"** to model number.
Example: DCS2-HFU-A-LEP.

Stainless steel front panels available.
To order, add suffix **"-S"** to model number.
Example: DCS2-HFU-A-S

Stainless steel end panels available.
To order, add suffix **"-SEP"** to model number.
Example: DCS2-HFU-A-SEP.

Stainless steel bottle holders available (see page 251).

Consult factory for pricing.

100 Industrial Boulevard, Clayton, DE 19938-8903 U.S.A.
Phone: 800-441-8440 or 302-653-3000. Fax: 302-653-2065
http://www.eaglegrp.com

EAGLE GROUP
Profit from the Eagle Advantage®

Cold Food Units with Refrigerated Mechanical Cold Pan

see spec sheet **EG33.01A**



cold food unit shown with optional double sneeze guard, optional tray slide and optional laminate end panels.

Note: Optional sneeze guards are factory-installed.

Receptacle Configurations Required

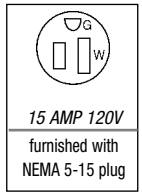

15 AMP 120V
furnished with NEMA 5-15 plug

Refer to page 253 for optional overall heights and optional heights of tray slides available for units on this page.

Featuring Refrigerated Mechanical Cold Pan with Recessed Top (NSF-7)

- 3″ *(76mm)* recessed top. 9″ *(229mm)* deep. Removable front-to-back and end-to-end adapter bars provided.

# of pans	length in.	length mm	weight lbs.	weight kg	cu ft	electrical data	model #
2	36″	914	275	124.7	22	1/4HP, 120V, 6.0A	**DCS2-CFURN**
3	50″	1270	325	147.4	30	1/4HP, 120V, 6.0A	**DCS3-CFURN**
4	64″	1626	385	174.6	38	1/3HP, 120V, 7.8A	**DCS4-CFURN**
5	78″	1981	435	197.3	46	1/2HP, 120V, 10.7A	**DCS5-CFURN**
6	96″	2438	520	235.9	57	1/2HP, 120V, 10.7A	**DCS6-CFURN**

Note: For 5-year compressor warranty, consult factory for pricing. Must be ordered when ordering Cold Food Unit(s).

Featuring Refrigerated Mechanical Cold Pans (Standard Depth)

- 4⅝″ *(117mm)* deep x 19⅞″ *(505mm)* wide refrigerated cold pan. Removable front-to-back adapter bars provided.

Note: Not compliant with NSF-7. Check local health codes for applications required.

# of pans	length in.	length mm	weight lbs.	weight kg	cu ft	electrical data	model #
2	36″	914	210	95.3	22	1/5HP, 120V, 3.9A	**DCS2-CFUR**
3	50″	1270	260	117.9	30	1/5HP, 120V, 3.9A	**DCS3-CFUR**
4	64″	1626	320	145.2	38	1/4HP, 120V, 6.8A	**DCS4-CFUR**
5	78″	1981	370	168.8	46	1/3HP, 120V, 9.8A	**DCS5-CFUR**
6	96″	2438	460	208.7	57	1/3HP, 120V, 9.8A	**DCS6-CFUR**

Note: For 5-year compressor warranty, consult factory for pricing. Must be ordered when ordering Cold Food Unit(s).

Features:

- Type 304 stainless steel construction.
- 16 gauge type 304 stainless steel top is 30″ *(762mm)* front-to-back and 2″ *(51mm)* tall.
- 34″ *(864mm)* standard working height complies with ADA guidelines for accessibility standards.
- Welded 1½″ *(38mm)* square tubular type 304 stainless steel base construction.
- Open base on three sides – 7 3/16″ *(183mm)* tall type 304 stainless steel apron on operator's side.
- 5″ *(127mm)* poly tread swivel casters *(two with brake).*
- Holly Berry red front laminate panel *(Wilsonart® D307-60)* on heavy gauge galvanized subpanel.
- Available only in 120-volt 60Hz, wired to 6′ *(1829mm)* cord and plug.
- ¾″ *(19mm)* diameter drain and valve.
- Accepts 12″ x 20″ *(305 x 508mm)* food pans, with the use of adapter bars provided.

Note: All units are predrilled to accommodate accessories such as tray slides, work shelves, and removable undershelves (see pages 253, 255 and 256).

Laminate end panels available.
To order, add suffix **"-LEP"** to model number.
Example: DCS2-CFURN-LEP.

Stainless steel front panels available.
To order, add suffix **"-S"** to model number.
Example: DCS2-CFURN-S

Stainless steel end panels available.
To order, add suffix **"-SEP"** to model number.
Example: DCS2-CFURN-SEP.

Stainless steel bottle holders available (see page 251).

Consult factory for pricing.

Cold Food Units with Refrigerated Mechanical Cold Pan (Cont.)

see spec sheet **EG33.01A**



cold food unit shown with optional double sneeze guard, optional tray slide and optional laminate end panels

Note: Optional sneeze guards are factory-installed.

Optional 9¾″ *(248mm)* full depth cold pans for "…-CFUR" Units only

Note: Not compliant with NSF-7. Check local health codes for applications required.

FULL DEPTH COLD PAN add suffix # *	FULL DEPTH COLD PAN WITH SIDE COILS add suffix # *
-F	-FS

* Examples: DCS3-CFUR-**F** is a unit with optional full depth cold pan.
DCS4-CFUR-**FS** is a unit with optional full depth cold pan with side coils.

Cold Food Units with Iced Cold Pan (Standard Depth)

- 4⅝″ *(117mm)* deep x 19⅞″ *(505mm)* wide iced cold pan. **EG33.01B**

# of pans	length in.	length mm	weight lbs.	weight kg	cu ft	model #
2	36″	914	154	69.9	22	**DCS2-CFUI**
3	50″	1270	189	85.7	30	**DCS3-CFUI**
4	64″	1626	225	102.1	38	**DCS4-CFUI**
5	78″	1981	278	126.1	46	**DCS5-CFUI**
6	96″	2438	319	144.7	57	**DCS6-CFUI**

Optional 9¾″ *(248mm)* Full-Depth Cold Pans for above Units with Iced Cold Pan

add suffix # *
-F

* Example: DCS3-CFUI-**F** is a unit with optional full depth cold pan.

Features:

- Type 304 stainless steel construction.
- 16 gauge type 304 stainless steel top is 30″ *(762mm)* front-to-back and 2″ *(51mm)* tall.
- 34″ *(864mm)* standard working height complies with ADA guidelines for accessibility standards.
- Welded 1½″ *(38mm)* square tubular type 304 stainless steel base construction.
- Open base on three sides – 7 3/16″ *(183mm)* tall type 304 stainless steel apron on operator's side.
- 5″ *(127mm)* poly tread swivel casters *(two with brake).*
- Holly berry red front laminate panel *(Wilsonart® D307-60)* on heavy gauge galvanized subpanel.
- ¾″ *(19mm)* diameter drain and valve.
- Accepts 12″ x 20″ *(305 x 508mm)* food pans, with the use of adapter bars provided.

Note: All units are predrilled to accommodate accessories such as tray slides, work shelves, and removable undershelves—see pages 253, 255 and 256.

Laminate end panels available.
To order, add suffix **"-LEP"** to model number.
Example: DCS2-CFUI-LEP.

Stainless steel front panels available.
To order, add suffix **"-S"** to model number.
Example: DCS2-CFUI-S

Stainless steel end panels available.
To order, add suffix **"-SEP"** to model number.
Example: DCS2-CFUI-SEP.

Stainless steel bottle holders available (see page 251).

Consult factory for pricing.

Refer to page 253 for optional overall heights and optional heights of tray slides available for units on this page.

100 Industrial Boulevard, Clayton, DE 19938-8903 U.S.A.
Phone: 800-441-8440 or 302-653-3000. Fax: 302-653-2065
http://www.eaglegrp.com

EAGLE GROUP
Profit from the Eagle Advantage®

Solid Top Utility Carts

see spec sheet **EG33.04**



solid top utility cart shown with optional double-tier sneeze guard, optional tray slide and optional side laminate panels

- Reinforced solid top constructed of 16 gauge type 304 stainless steel, die-formed, fully welded, polished, and reinforced with full length hat channel.

length		weight		cubic	
in.	mm	lbs.	kg	feet	model #
36″	914	115	52.2	22	**DCS2-STU**
50″	1270	155	70.3	30	**DCS3-STU**
64″	1626	180	81.6	38	**DCS4-STU**
78″	1981	205	93.0	46	**DCS5-STU**
96″	2438	245	111.1	57	**DCS6-STU**

Solid Top Refrigerated Base Units

see spec sheet **EG33.15**



solid top refrigerated base unit with optional single-tier sneeze guard and laminate end panels (back panel removed to show compressor housing)

- Ready-to-operate refrigeration system included.

description	length in.	length mm	weight lbs.	weight kg	electrical data (single phase)	model #
single door	64″	1626	180	81.6	120V, 6.8A, 1/4HP	**DCS4-STURB**
double door	78″	1981	205	93.0	120V, 6.8A, 1/4HP	**DCS5-STURB**

Note: For 5-year compressor warranty, consult factory for pricing. Must be ordered when ordering unit(s).

Heated Surface Units

see spec sheet **EG33.13**



heated surface unit shown with optional tray slide and optional laminate end panels

- Recessed aluminum top with blanket-type foil for uniform heat. Control thermostat with a range of 80˚ to 200˚F *(27˚ to 93˚C)* and On/Off switch.

length in.	length mm	heated surface area width x length in.	heated surface area width x length mm	electrical data	model #
50″	1270	19½″ x 42″	495 x 1067	120V, 7.4A, 885W	**DCS3-HS**
64″	1626	19½″ x 54″	495 x 1372	120V, 9.3A, 1110W	**DCS4-HS**
78″	1981	19½″ x 66″	495 x 1676	120V, 11.1A, 1330W	**DCS5-HS**
96″	2438	19½″ x 72″	495 x 1829	120V, 12.0A, 1440W	**DCS6-HS**

Features:

- Type 304 stainless steel construction.
- 16 gauge type 304 stainless steel top is 30″ *(762mm)* front-to-back and 2″ *(51mm)* tall.
- 34″ *(864mm)* standard working height complies with ADA guidelines for accessibility standards.
- Welded 1½″ *(38mm)* square tubular type 304 stainless steel base construction.
- Open base on three sides – 7 3/16″ *(183mm)* tall type 304 stainless steel apron on operator's side.
- 5″ *(127mm)* poly tread swivel casters *(two with brake)*.
- Standard holly berry red front laminate panel *(Wilsonart® D307-60)* on heavy gauge galvanized subpanel.

Note: All units are predrilled to accommodate accessories such as tray slides, work shelves, and removable undershelves—
see pages 253, 255 and 256.

Laminate end panels available for all units. To order, add suffix **"-LEP"**. **Example: DCS2-STU-LEP**.

Stainless steel front panels available for all units. To order, add suffix **"-S"** to model number. **Example: DCS2-STU-S.**

Stainless steel end panels available for all units. To order, add suffix **"-SEP"** to model number. **Example: DCS2-STU-SEP**.

Consult factory for pricing.

Refer to page 253 for optional overall heights and optional heights of tray slides available for units on this page.

Receptacle Configurations Required for Heated Surface Units

For 50"-64" Units	For 78"-96" Units
	
15 AMP 120V	*20 AMP 120V*
furnished with NEMA 5-15 plug	furnished with NEMA 5-20 plug

Receptacle Configurations Required for Solid Top Refrigerated Base Units



15 AMP 120V

furnished with NEMA 5-15 plug

EAGLE GROUP
Profit from the Eagle Advantage®

100 Industrial Boulevard, Clayton, DE 19938-8903 U.S.A.
Phone: 800-441-8440 or 302-653-3000. Fax: 302-653-2065
http://www.eaglegrp.com

Hot/Cold Units

see spec sheet EG33.23



holt/cold unit with optional tray slide and end panels

- Dual temperature hot or cold operation.
- Fiberglass insulation on all sides.
- Stainless steel inner liner with coved corners and 3/4˝ *(20mm)* I.P.S. drain.
- Hot Mode: Immersion-type heating element (water required), with stainless steel sheath cover.
- Cold Mode: Self-contained condensing unit with sealed compressor. Fully charged with CFC-free refrigerant.
- Thermostatic control for hot and cold service.
- Pre-wired with hot/cold selector switch, required thermostatic controls and pilot light. Provided with 6-foot long cord with twist-lock plug.

# of top openings	length in.	length mm	weight lbs.	weight kg	cu ft	NEMA plug	electrical data Hot Mode	electrical data Cold Mode	model #
2	36˝	914	190	86.2	22	L5-30P	16.7A 120V 2,000W	2.4A 120V 1/5HP	**DCS2-HCFU-A**
3	50˝	1270	220	99.8	30	L5-30P	16.7A 120V 2,000W	2.4A 120V 1/5HP	**DCS3-HCFU-A**
4	64˝	1626	250	113.4	38	L14-30P	14.4A 208V 3,000W	7.5A 120V 1/4HP	**DCS4-HCFU-B**
4	64˝	1626	250	113.4	38	L14-30P	12.5A 240V 3,000W	7.5A 120V 1/4HP	**DCS4-HCFU-C**
5	78˝	1981	270	122.5	46	L14-30P	19.3A 208V 4,000W	9.8A 120V 1/3HP	**DCS5-HCFU-B**
5	78˝	1981	270	122.5	46	L14-30P	16.7A 240V 4,000W	9.8A 120V 1/3HP	**DCS5-HCFU-C**
6	96˝	2438	340	154.2	57	L14-30P	19.3A 208V 4,000W	9.8A 120V 1/3HP	**DCS6-HCFU-B**
6	96˝	2438	340	154.2	57	L14-30P	16.7A 240V 4,000W	9.8A 120V 1/3HP	**DCS6-HCFU-C**

Features:

- Type 304 stainless steel construction.
- 16 gauge type 304 stainless steel top is 30˝ *(762mm)* front-to-back and 2˝ *(51mm)* tall.
- 34˝ *(864mm)* standard working height complies with ADA guidelines for accessibility standards.
- Welded 1½˝ *(38mm)* square tubular type 304 stainless steel base construction.
- Open base on three sides – 7⅜˝ *(183mm)* tall type 304 stainless steel apron on operator's side.
- 5˝ *(127mm)* poly tread swivel casters *(two with brake)*.
- Standard holly berry red front laminate panel *(Wilsonart® D307-60)* on heavy gauge galvanized subpanel.

Note: All units are predrilled to accommodate accessories such as tray slides, work shelves, and removable undershelves—
see pages 253, 255 and 256.

Laminate end panels available for all units. To order, add suffix **"-LEP"** to model number. **Example: DCS3-HCFU-A-LEP**.

Stainless steel front panels available for all units. To order, add suffix **"-S"** to model number. **Example: DCS4-HCFU-B-S**

Stainless steel end panels available for all units. To order, add suffix **"-SEP"** to model number. **Example: DCS3-HCFU-A-SEP.**

Consult factory for pricing.

Ice Cream Units

see spec sheet EG33.11



ice cream unit with optional tray slide and end panels

- Stainless steel insulated, hinged, lift-off lid with plastic coated pulls.
- 2½˝ *(64mm)* thick insulation on all sides, enclosed with galvanized steel outer liner.
- Heavy gauge type 304 stainless steel inner liner is one-piece construction, all welded, ground and polished.
- The liner features coved corners and copper tubing soldered to exterior sides and bottom.
- Wired to 6´ *(1829mm)* cord & plug.

Note: **Locking lid device available.** To order, add suffix **-L** to model number. **Example: DCS2-ICU-L** Consult factory for pricing.

length in.	length mm	ice cream capacity lbs.	ice cream capacity kg	cu ft cap.	weight lbs.	weight kg	cu ft	electrical data	model #
36˝	914	100	45.4	2.6	250	113.4	22	1/4HP, 120V, 6.8A	**DCS2-ICU**
50˝	1270	150	68.0	4.2	285	129.3	30	1/4HP, 120V, 6.8A	**DCS3-ICU**

Note: For 5-year compressor warranty, consult factory for pricing. Must be ordered when ordering Ice Cream Unit(s).

Refer to page 253 for optional overall heights and optional heights of tray slides available for units on this page.

Receptacle Configurations Required for Ice Cream Units

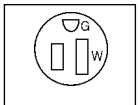

15 AMP 120V

furnished with NEMA 5-15 plug

100 Industrial Boulevard, Clayton, DE 19938-8903 U.S.A.
Phone: 800-441-8440 or 302-653-3000. Fax: 302-653-2065
http://www.eaglegrp.com

EAGLE GROUP
Profit from the Eagle Advantage®

Carving Station Unit



shown with optional tray slide

see spec sheet **EG33.12**

- Fully insulated.
- Adapter plate, meat spike and gravy pan.
- ¾″ *(19mm)* drain with valve.
- Thermostatic controls.
- 120V operation wired to 6′ *(1829mm)* cord and plug.
- Two laminate end panels included.

length in.	length mm	weight lbs.	weight kg	cu ft	electrical data	model #
36″	914	275	124.7	22	1200W, 120V, 10.4A	**DCS2-CSU**

Receptacle Configuration Required for Carving Station

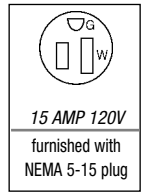

15 AMP 120V
furnished with NEMA 5-15 plug

Optional Bullet Lamps for Carving Station Unit

- Stainless steel tubular frame, 8″ *(203mm)* adjustable height.
- Aluminum bulb shield. On/Off switch.
- 6′ *(1829mm)* cord and NEMA 5-15 plug. *(Includes two cords and plugs when ordered with bullet lamp.)*

description	bulb clearance in.	bulb clearance mm	electrical data	add suffix #
bullet lamp only	9⅝″-17⅝″	245-448	120V, 4.2A, 500W	**-BL**
with sneeze guard	9⅝″-17⅝″	245-448	120V, 4.2A, 500W	**-BLS**

Hot Food Service Counters…

see spec sheet **EG33.20**

- Type 304 stainless steel top is welded and polished.
- Welded 1½″ *(38mm)* type 304 stainless steel square tubular base construction.
- Fully-insulated heat wells are sealed, accept 12″ x 20″ *(305 x 508mm)* food pans, and feature individual thermostat controls.
- Standard 5″ *(127mm)* casters with poly tread.

Consult factory for pricing.



"U" shaped – ideal for tray makeup conveyor or school-serving line



"L" shaped – ideal for tray makeup line.

…with "U" shaped Configuration

# of wells	length in.	length mm	volts	watts	SINGLE-PHASE amps	SINGLE-PHASE model #	THREE-PHASE amps	THREE-PHASE model #
3	50″	1270	120V	3600W	30.0A	**DCS3-TMU-A**	n/a	n/a
3	50″	1270	208/240V	2700/3600W	13.0/15.0A	**DCS3-TMU-B**	7.5/8.7A	**DCS3-TMU-B-3**
3	50″	1270	208/240V	3600/4800W	17.3/20.0A	**DCS3-TMU-C**	10.0/11.6A	**DCS3-TMU-C-3**
4	64″	1626	208/240V	3600/4800W	17.3/20.0A	**DCS4-TMU-B**	11.5/13.2A	**DCS4-TMU-B-3**
4	64″	1626	208/240V	4800/6400W	23.1/26.7A	**DCS4-TMU-C**	15.3/17.7A	**DCS4-TMU-C-3**
5	78″	1981	208/240V	4500/6000W	21.6/25.0A	**DCS5-TMU-B**	15.0/17.3A	**DCS5-TMU-B-3**
5	78″	1981	208/240V	6000/8000W	28.8/33.4A	**DCS5-TMU-C**	20.0/23.1A	**DCS5-TMU-C-3**
6	96″	2438	208/240V	5400/7200W	26.0/30.0A	**DCS6-TMU-B**	15.0/17.3A	**DCS6-TMU-B-3**
6	96″	2438	208/240V	7200/9600W	34.6/40.0A	**DCS6-TMU-C**	20.0/23.1A	**DCS6-TMU-C-3**

…with "L" shaped Configuration

# of wells	length in.	length mm	volts	watts	SINGLE-PHASE amps	SINGLE-PHASE model #	THREE-PHASE amps	THREE-PHASE model #
4	64″	1626	208/240V	3600/4800W	17.3/20.0A	**DCS4-TMLL-B**	11.5/13.2A	**DCS4-TMLL-B-3**
4	64″	1626	208/240V	4800/6400W	23.1/26.7A	**DCS4-TMLL-C**	15.3/17.7A	**DCS4-TMLL-C-3**

Note: Models listed indicate fourth well at left, standing at operator's side of unit. For unit with reverse layout, replace "-TMLL" with "**-TMLR**" in model number (example: DCS4-**TMLR**-B-3)

Features:

- Type 304 stainless steel construction.
- 16 gauge type 304 stainless steel top is 30″ *(762mm)* front-to-back, 2″ *(51mm)* tall.
- 34″ *(864mm)* standard working height complies with ADA guidelines for accessibility standards.
- Welded 1½″ *(38mm)* square tubular type 304 stainless steel base construction.
- Open base on three sides – 7³⁄₁₆″ *(183mm)* tall type 304 stainless steel apron on operator's side.
- 5″ *(127mm)* poly tread swivel casters *(two with brake)*.
- Standard holly berry red front laminate panel *(Wilsonart® D307-60)* on heavy gauge galvanized subpanel.

Note: All units are predrilled to accommodate accessories such as tray slides, work shelves, and removable undershelves—
see pages 253, 255 and 256.

Laminate end panels available for all units. To order, add suffix **"-LEP"** to model number. **Example: DCS2-CSU-LEP**.

Stainless steel front panels available for all units. To order, add suffix **"-S"** to model number. **Example: DCS2-CSU-S**

Stainless steel end panels available for all units. To order, add suffix **"-SEP"** to model number. **Example: DCS2-CSU-SEP.**

Consult factory for pricing.

Refer to page 253 for optional overall heights and optional heights of tray slides available for units on this page.

Cashier Units

see spec sheet **EG33.03**



cashier unit – server side – shown with optional laminate end panels and removable undershelf

length		weight		cu	INLINE	LEFT END*	RIGHT END**
in.	mm	lbs.	kg	ft	model #	model #	model #
24″	610	235	106.6	14	**DCS-CUI-24**	**DCS-CUEL-24**	**DCS-CUER-24**
36″	914	285	129.3	22	**DCS-CUI-36**	**DCS-CUEL-36**	**DCS-CUER-36**

* Drawer is located on left end as viewed from Server Side of Director's Choice®.
** Drawer is located on right end as viewed from Server Side of Director's Choice®.

Optional Tray Slides for 24″ *(610mm)* Cashier "End" Units

- Stainless steel drop brackets. See page 253 for tray slides to fit 36″ *(914mm)* units.

	length		SQUARE tubular	ROUND tubular	Solid Ribbed
description	in.	mm	model #	model #	model #
11½″ *(292mm)* wide	24″	610	**DC24-TS-TS**	**DC24-TS-TSR**	**DC24-TS-SRS**

Optional Removable Undershelves for Cashier Units

	Solid Undershelves	Louvered Undershelves
description	model #	model #
For inline units	**DC24I-RSU**	**DC24I-RSUL**
For 24″ *(610mm)* long units	**DC24E-RSU**	**DC24E-RSUL**
For 36″ *(914mm)* long units	**DC36E-RSU**	**DC36E-RSUL**

Optional Cash Trays and Covers for Cashier Units

- Fits inside drawer. Lightweight, but constructed of durable ABS thermoplastic.

		Tray Cover
description	model #	model #
4-bill tray	**366458**	n/a
5-bill tray	**366456**	**366457**

Features:

- Foot rest welded to frame for strength.
- Standard flush-fitting drawer with keyed tumbler lock – 18″ x 20⁷⁄₁₆″ x 3″ *(457 x 519 x 76mm)* inner dimensions.
- Drawer features double-pan front and recessed pull.
- Type 304 stainless steel construction.
- 16 gauge type 304 stainless steel top is 30″ *(762mm)* front-to-back and 2″ *(51mm)* tall.
- 34″ *(864mm)* standard working height complies with ADA guidelines for accessibility standards.
- Welded 1½″ *(38mm)* square tubular type 304 stainless steel base construction.
- Open base on three sides – 7³⁄₁₆″ *(183mm)* tall type 304 stainless steel apron on operator's side.
- 5″ *(127mm)* poly tread swivel casters *(two with brake)*.
- Standard holly berry red front laminate panel *(Wilsonart® D307-60)* on heavy gauge galvanized subpanel.

Note: All units are predrilled to accommodate accessories, such as tray slides and removable undershelves— see pages 253, 255 and 256.

Laminate end panels available for all units. To order, add suffix **"-LEP"**. **Example: DCS-CUI-24-LEP**

Stainless steel front panels available for all units. To order, add suffix **"-S"** to model number. **Example: DCS-CUI-24-S**.

Stainless steel end panels available for all units. To order, add suffix **"-SEP"** to model number. **Example: DCS-CUI-24-SEP.**

Electrical options: convenience outlet 120V, low-voltage raceway.

Consult factory for pricing.

Refer to page 253 for optional overall heights and optional heights of tray slides available for units on this page.

100 Industrial Boulevard, Clayton, DE 19938-8903 U.S.A.
Phone: 800-441-8440 or 302-653-3000. Fax: 302-653-2065
http://www.eaglegrp.com

EAGLE GROUP
Profit from the Eagle Advantage®

Beverage Units

see spec sheet **EG33.06**



single-urn trough beverage unit shown with optional tray shelf and laminate end panels

- Used in conjunction with countertop water coolers, beverage dispensers, etc.
- Urn troughs are 2″ deep x 4½″-wide *(51 x 114mm).*
- Hat channel reinforced top.
- Trough is sloped to a 1″ *(25mm)* diameter drain to operator's left.
- Removable trough cover features louvered "anti-splash" design, and is sectional to fit in dishwasher for sanitation.

length		weight		cu	drip trough length		SINGLE-URN TROUGH	DOUBLE-URN TROUGH
in.	mm	lbs.	kg	ft	in.	mm	model #	model #
36″	914	150	68.0	22	28½″	724	**DCS2-BSU**	**DCS2-BDU**
50″	1270	180	81.6	30	42¾″	1086	**DCS3-BSU**	**DCS3-BDU**
64″	1626	220	99.8	38	57⅛″	1451	**DCS4-BSU**	**DCS4-BDU**
78″	1981	270	122.5	46	71½″	1816	**DCS5-BSU**	**DCS5-BDU**

Frost Top Units

see spec sheet **EG33.08**



frost top unit shown with optional tray slide

- Used primarily for presentation of pre-plated cold foods.
- 14 gauge stainless steel raised frost top stands 1″ *(25mm)* above unit and features ½″ *(13mm)* full perimeter gutter for melted condensate.
- Gasket seal to top.
- Fully insulated. 120V operation wired to 6′ *(1829mm)* cord & plug.

length		weight		cubic		
in.	mm	lbs.	kg	feet	electrical data	model #
36″	914	220	99.8	22	1/5HP, 120V, 3.9A	**DCS2-FTU**
50″	1270	275	124.7	30	1/4HP, 120V, 6.8A	**DCS3-FTU**
64″	1626	325	147.4	38	1/3HP, 120V, 9.8A	**DCS4-FTU**
78″	1981	365	165.6	46	1/3HP, 120V, 9.8A	**DCS5-FTU**
96″	2438	470	213.2	57	1/2HP, 120V, 10.7A	**DCS6-FTU**

Note: For 5-year compressor warranty, consult factory for pricing. Must be ordered when ordering Frost Top Unit(s).

Features:

- Type 304 stainless steel construction.
- 16 gauge type 304 stainless steel top is 30″ *(762mm)* front-to-back and 2″ *(51mm)* tall.
- 34″ *(864mm)* standard working height complies with ADA guidelines for accessibility standards.
- Welded 1½″ *(38mm)* square tubular type 304 stainless steel base construction.
- Open base on three sides – 7 3/16″ *(183mm)* tall type 304 stainless steel apron on operator's side.
- 5″ *(127mm)* poly tread swivel casters *(two with brake).*
- Standard holly berry red front laminate panel *(Wilsonart® D307-60)* on heavy gauge galvanized subpanel.

Note: All units are predrilled to accommodate accessories such as tray slides, work shelves, and removable undershelves—
see pages 253, 255 and 256.

Laminate end panels available for all units. To order, add suffix **"-LEP"**.
Example: DCS2-BSU-LEP

Stainless steel front panels available for all units. To order, add suffix **"-S"** to model number. **Example: DCS2-BSU-S**.

Stainless steel end panels available for all units. To order, add suffix **"-SEP"** to model number. **Example: DCS2-BSU-SEP.**

Consult factory for pricing.

Receptacle Configurations Required for Frost Top Unit

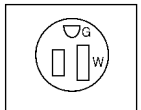

15 AMP 120V
furnished with NEMA 5-15 plug

Corner Transition Units

see spec sheet EG33.10



corner transition unit – outside miter shown with optional tray slide and work shelf



corner transition unit – outside corner shown with optional tray slide and work shelf

- Front laminated panels on Customer side of unit.
- Consult factory for design specifics relating to floor plan intentions.

Note: #DCE end-only tray slides, work shelves, and rear doors and panels will NOT work with these units.

description	weight lbs.	weight kg	cubic feet	model #
outside corner	165	74.8	22	**DCSC-CTU-OC**
outside miter	165	74.8	22	**DCSC-CTU-OM**
inside corner	165	74.8	22	**DCSC-CTU-IC**
inside miter	165	74.8	22	**DCSC-CTU-IM**

Optional Tray Slides for Corner Transition Units

With fixed brackets.

SQUARE tubular model #	ROUND tubular model #	Solid Ribbed model #
DCOC-TS-TS	**DCOC-TS-TR**	**DCOC-TS-SRS**

Optional Work Shelves for Corner Transition Units

With fixed brackets. 8″ x 8″ *(203mm)* filler.

1¼″-THICK Hardwood model #	18/304 Stainless model #
DCOC-WS-MT	**DCOC-WS-ST**

Features:

- Type 304 stainless steel construction.
- 16 gauge type 304 stainless steel top is 30″ *(762mm)* front-to-back and 2″ *(51mm)* tall.
- 34″ *(864mm)* standard working height complies with ADA guidelines for accessibility standards.
- Welded 1½″ *(38mm)* square tubular type 304 stainless steel base construction.
- Open base on three sides – 7³⁄₁₆″ *(183mm)* tall type 304 stainless steel apron on operator's side.
- 5″ *(127mm)* poly tread swivel casters *(two with brake)*.
- Standard holly berry red front laminate panel *(Wilsonart® D307-60)* on heavy gauge galvanized subpanel.

Note: All units are predrilled to accommodate accessories such as tray slides, work shelves, and removable undershelves—
see pages 253, 255 and 256.

Stainless steel front panels available for all units. To order, add suffix **"-S"** to model number. **Example: DCS3030-TSND-S.**

Stainless steel end panels available for Tray/Silverware/Napkin Dispenser Unit. To order, add suffix **"-SEP"** to model number. **Example: DCS3030-TSND-SEP**.

Laminate end panels available for Tray/Silverware/Napkin Dispenser Unit. To order, add suffix **"-LEP"** to model number. **Example: DCS3030-TSND-LEP**.

Consult factory for pricing.

Tray/Silverware/Napkin Dispenser Unit

see spec sheet EG33.16



- Elevating dispenser tray accommodates up to 150 14″ x 18″ or 15″ x 20″ *(356 x 457 or 381 x 508mm)* trays.
- Four 3¾" diameter polyethylene silverware cylinders.
- Napkin dispenser holds up to 750 napkins.

length in.	length mm	weight lbs.	weight kg	tray capacity (14″ x 18 & 15″ x 20″)	model #
34″	864	270	122.5	150	**DCS3034-TSND**

100 Industrial Boulevard, Clayton, DE 19938-8903 U.S.A.
Phone: 800-441-8440 or 302-653-3000. Fax: 302-653-2065
http://www.eaglegrp.com

EAGLE GROUP
Profit from the Eagle Advantage®

Tray & Silverware Unit

see spec sheet **EG33.09**



- Elevating dispenser and eight polyethylene silver cylinders.
- Locks to other units in serving line.

length		weight		cu	tray cap. (14″ x 18″	
in.	mm	lbs.	kg	ft	and 15″ x 20″ trays)	model #
36″	914	270	122.5	22	150	**DCS2-TSU**

Tray Platform Unit

see spec sheet **EG33.21**



- All-welded stainless steel construction.
- Open tubular design.
- Removable two-section undershelf.
- 10 nylon silverware cylinders.
- Holds up to 200 trays.

Note: This is a freestanding unit not designed to lock together with other units. Optional laminates, front/end panels, tray slides, workboards, and serving shelves do not apply.

width x length		weight		cubic	
in.	mm	lbs.	kg	feet	model #
24″ x 36″	610 x 914	250	113.4	22	**DCS2-TPU**

Features:

- Type 304 stainless steel construction.
- 16 gauge type 304 stainless steel top is 30″ *(762mm)* front-to-back and 2″ *(51mm)* tall.
- 34″ *(864mm)* standard working height complies with ADA guidelines for accessibility standards.
- Welded 1½″ *(38mm)* square tubular type 304 stainless steel base construction.
- Open base on three sides – 7 3/16″ *(183mm)* tall type 304 stainless steel apron on operator's side.
- 5″ *(127mm)* poly tread swivel casters *(two with brake)*.
- Standard holly berry red front laminate panel *(Wilsonart® D307-60)* on heavy gauge galvanized subpanel.

Note: All units are predrilled to accommodate accessories such as tray slides, work shelves, and removable undershelves—
see pages 253, 255 and 256.

Laminate end panels available for Tray & Silverware Unit. To order, add suffix **"-LEP"** to model number. **Example: DCS2-TSU-LEP**.

Stainless steel front panels available for Tray & Silverware Unit. To order, add suffix **"-S"** to model number. **Example: DCS2-TSU-S**.

Stainless steel end panels available for Tray & Silverware Unit. To order, add suffix **"-SEP"** to model number. **Example: DCS2-TSU-SEP**.

Consult factory for pricing.



The EAGLE Advantage

HAVE YOU PROFITED TODAY?

Right Down The Line, Director's Choice® Modular Cafeteria Serving Units Work For You At Every Stop. From Hot Food Units To Frost Top Units, We Have it Covered. With Numerous Options and Custom Accessories, THEY ARE NOT ONLY FUNCTIONAL BUT STYLISH.

Call Your EAGLE GROUP Representative Now To Place Your Order.

Rack/Tray Dispenser Units

see spec sheets **EG33.19** *and* **EG33.22**



rack/tray dispenser unit shown with optional tray slide

Note: All units are predrilled to accommodate accessories such as tray slides, work shelves, and removable undershelves—see pages 253, 255 and 256.

Stainless steel front panels available for all units. To order, add suffix **"-S"** to model number. **Example: DCS2020RD-S.**

Stainless steel end panels available. To order, add suffix **"-SEP"** to model number. **Example: DCS2020RD-SEP**.

Consult factory for pricing.

FEATURES:

- Enclosed on all four sides.
- Lightweight stainless steel dispenser is easily removable for cleaning and uses a self-leveling carrier mechanism to dispense cups, glasses or trays in a serving line or beverage service point.
- Carrier is suspended by nylon-coated braided metal cables fed off power drums on two sides.
- Cable-stop limits carrier travel to 24″ *(620mm)*.
- Weight capacity varies with height.
- Type 304 stainless steel construction.
- 16 gauge type 304 stainless steel top is 30″ *(762mm)* front-to-back and 2″ *(51mm)* tall.
- 34″ *(864mm)* standard working height complies with ADA guidelines for accessibility standards.
- Welded 1½″ *(38mm)* square tubular type 304 stainless steel base construction.
- 5″ *(127mm)* poly tread swivel casters *(two with brake)*.
- Standard holly berry red laminate panel *(Wilsonart® D307-60)* on heavy gauge galvanized subpanel.

description	weight lbs.	weight kg	model #
cup or glass rack dispenser, for one stack of 20″ x 20″ *(508 x 508mm)* racks	230	104.3	**DCS2020RD**
cup & saucer dispenser, for one stack of 20″ x 20″ *(508 x 508mm)* racks and two stacks of saucers	280	127.0	**DCS2020RDS** *
tray dispenser, for one stack of 16″ x 20″ *(406 x 508mm)* max. size trays	180	81.6	**DCS1620TD**
tray & silverware dispenser, for one stack of 16″ x 20″ *(406 x 508mm)* max. size trays and eight silverware cylinders	210	95.3	**DCS1620TDS**

* This model uses #359106 drop-in dish dispensers. see page 251 for more information on drop-in dish dispensers.



#381167 dispenser unit

Drop-In Dispensers for Rack/Tray Dispenser Units

Factory-installed. 28¼″ *(718mm)* overall height.

maximum capacities content description	quantity	overall (W x L) in.	overall (W x L) mm	cutout (W x L) in.	cutout (W x L) mm	weight lbs.	weight kg	model #
10″ x 20″ (254 x 508mm) racks*.....	6 ea.	14⅝″ x 23¼″	371 x 591	13⅛″ x 21⅝″	332 x 541	38	17.2	**383390**
14″ x 18″ (356 x 457mm) trays.....	150 ea.	19⅜″ x 23¼″	492 x 591	18″ x 21⅝″	457 x 541	46	20.9	**381167**
15″ x 20″ (381 x 508mm) trays.....	150 ea.							
10″ x 20″ (254 x 508mm) racks*.....	14 ea.	23¼″ x 25⅜″	591 x 640	21⅝″ x 21 13⁄16″	541 x 605	47	21.3	**382444**
20″ x 20″ (508 x 508mm) racks*.....	6 ea.							

* 4″ height. Rack capacity varies, depending on rack size.



CUSTOM GRAPHICS AVAILABLE!!

Laser-Cutting and Custom Decal Services!



(laser-cut)



(custom decal for Smyrna High School, Smyrna, DE)

Laser-cutting…
- Offers a "high-tech" look.
- Creates smooth curves along text/artwork.

Decals…
- Industrial-strength, factory-applied, yet more economical.
- Vinyl with adhesive backing.

100 Industrial Boulevard, Clayton, DE 19938-8903 U.S.A.
Phone: 800-441-8440 or 302-653-3000. Fax: 302-653-2065
http://www.eaglegrp.com

EAGLE GROUP
Profit from the Eagle Advantage®

Drop-In Adjustable Dispensers

see spec sheet EG33.18



drop-in adjustable plate dispenser



drop-in dish dispenser



Optional Dome Covers for Heated Dispensers

for plate dia.	weight lbs.	weight kg	model #
2¾″–6″	1	0.5	**381250**
4¼″–7½″	1	0.5	**381251**
6½″–9¾″	1	0.5	**381252**
8¾″–12″	1	0.5	**381253**

FEATURES:

- Field-adjustable weight and diameter.
- Stainless steel and aluminum construction.
- Heated and unheated units available.
- Spring rate adjustable without the use of tools.
- Stylized nonmarking guideposts reduce chance of chipping.
- Assured levelness via stabilizing mechanism.
- Heated units feature 100˚F–180˚F *(38˚C-82˚C)* thermostatic control, and come with 5′ *(1524mm)* long metal conduit that connects to 120V junction box.

Drop-In Adjustable Plate Dispensers

- Adjusts to accommodate plates in various diameters.

plate diameter in.	plate diameter mm	cutout diameter in.	cutout diameter mm	UNSHIELDED/UNHEATED weight lbs.	UNSHIELDED/UNHEATED weight kg	UNSHIELDED/UNHEATED model #	SHIELDED/UNHEATED weight lbs.	SHIELDED/UNHEATED weight kg	SHIELDED/UNHEATED model #	SHIELDED/HEATED electrical data	SHIELDED/HEATED weight lbs.	SHIELDED/HEATED weight kg	SHIELDED/HEATED model #
2¾″–6″	70–152	9⅛″	232	13	5.8	**381136**	20	9.0	**381141**	–	–		–
4¼″–7½″	108–191	10⅝″	270	15	6.8	**381137**	22	10.0	**381142**	120V, 2.5A	25	11.3	**381146**
6½″–9¾″	165–248	12⅞″	327	18	8.2	**381138**	27	12.2	**381143**	120V, 3.8A	30	13.6	**381147**
8⅛″–12″	222–305	15⅛″	384	20	9.0	**381139**	31	14.1	**381144**	120V, 3.8A	34	15.4	**381148**
10″–13¼″	254–337	16¼″	413	21	9.5	**381140**	32	14.5	**381145**	120V, 3.8A	35	15.9	**381149**

Drop-In Dish Dispensers

plate diameter in.	plate diameter mm	cutout diameter in.	cutout diameter mm	UNSHIELDED/UNHEATED weight lbs.	UNSHIELDED/UNHEATED weight kg	UNSHIELDED/UNHEATED model #	SHIELDED/UNHEATED weight lbs.	SHIELDED/UNHEATED weight kg	SHIELDED/UNHEATED model #	SHIELDED/HEATED electrical data	SHIELDED/HEATED weight lbs.	SHIELDED/HEATED weight kg	SHIELDED/HEATED model #
up to 5″	127	7 7⁄16″	189	10	4.5	**359106**	15	6.8	**359115**	120V, 2.5A	18	8.2	**359124**
5⅛″–5¾″	130–146	8 3⁄16″	208	11	5.0	**359107**	16	7.3	**359116**	120V, 2.5A	20	9.0	**359125**
5⅞″–6½″	149–165	8 15⁄16″	227	12	5.4	**359108**	17	7.7	**359117**	120V, 2.5A	26	11.8	**359126**
6⅝″–7¼″	168–184	9 11⁄16″	246	13	5.8	**359109**	18	8.2	**359118**	120V, 2.5A	26	11.8	**359127**
7⅜″–8⅛″	187–206	10 9⁄16″	268	15	6.8	**359110**	24	10.9	**359119**	120V, 2.5A	27	12.2	**359128**
8¼″–9⅛″	210–232	11 9⁄16″	294	17	7.7	**359111**	25	11.3	**359120**	120V, 3.8A	28	12.7	**359129**
9¼″–10⅛″	235–257	12 9⁄16″	319	20	9.0	**359112**	25	11.3	**359121**	120V, 3.8A	30	13.6	**359130**
10¼″–11⅞″	260–302	13 9⁄16″	345	21	9.5	**359113**	30	13.6	**359122**	120V, 3.8A	34	15.4	**359131**
11⅞″–13″	302–330	14 11⁄16″	373	22	10.0	**359114**	32	14.5	**359123**	120V, 3.8A	36	16.3	**359132**

Stainless Steel Bottle Holders

see spec sheet EG33.07A



#SBH-1/6



#SBH-1/3

(bottles not included)

U.S. Patent #7,003,969

FEATURES:

- For plastic condiment bottles.
- Fits Cold Food Units *(pages 241-242)*, Hot Food Units *(page 240)*, and Hot Food Service Counters *(page 245)*.
- Type 300 series stainless steel construction.
- 2 7⁄16″ *(63mm)* diameter holes punched for bottle dispensers.
- Fits on traditional one third- or sixth-size food pan applications.

description	model #
7″ x 6½″ x 5½″ *(178 x 165 x 140mm)*, holds four bottles	**SBH-1/6**
7″ x 12¾″ x 5½″ *(178 x 324 x 140mm)*, holds eight bottles	**SBH-1/3**

Dish/Cup Dispenser Units

see spec sheet EG33.17



model #DCS-PUD-4T
–with optional tray slide

FEATURES:

- Dispensers included.
- Fully mobile - standard 5″ *(127mm)* casters, two with brake *(brake casters on server side)*.
- Standard holly berry red *(Wilsonart® D307-60)* laminate mounted on 18 gauge galvanized sub-panel on all four sides.

Heated Units

- Temperature range is 80˚–100˚F minimum, 110˚–160˚F maximum.
- Heated units feature shielded dispensers and come with 5´ *(1524mm)* long cord(s) and plug(s).

description	dish/cup MAXIMUM diameter	weight lbs.	weight kg	applicable drop-in dispenser model #	model #
two-tube dispenser, heater: 760W, 120V or 208V	9⅛″ *(232mm)* plates	220	99.8	**359129**	**DCS-PUD-2TH**
three-tube dispenser, heater: 900W, 120V or 208V	7¼″ *(184mm)* plates	270	122.5	**359127**	**DCS-PUD-3TH**
four-tube dispenser, heater: 1200W, 120V or 208V	7¼″ *(184mm)* plates	320	145.2	**359127**	**DCS-PUD-4TH**
four-tube dispenser, heater: 1520W, 120V or 208V	9⅛″ *(232mm)* plates	350	158.8	**359129**	**DCS-PUD-5TH**
cup/saucer dispenser, tubular type, heater: 800W, 120V or 208V	11⅞″ *(302mm)* trays	240	108.9	**359131**	**DCS-PUDT-CSH**



Optional Dome Covers for Heated Dispensers

for plate dia.	weight lbs.	weight kg	model #
2¾″–6″	1	0.5	**381250**
4¼″–7½″	1	0.5	**381251**
6½″–9¾″	1	0.5	**381252**
8¾″–12″	1	0.5	**381253**

Non-Heated Units

Includes unshielded dispensers.

description	dish/cup MAXIMUM diameter	weight lbs.	weight kg	applicable drop-in dispenser model #	model #
two-tube dispenser	9⅛″ *(232mm)* plates	150	68.0	**359111**	**DCS-PUD-2T**
three-tube dispenser	7¼″ *(184mm)* plates	165	74.8	**359109**	**DCS-PUD-3T**
four-tube dispenser	7¼″ *(184mm)* plates	180	81.6	**359109**	**DCS-PUD-4T**
four-tube dispenser	9⅛″ *(232mm)* plates	210	95.3	**359111**	**DCS-PUD-5T**
cup/saucer dispenser, tubular type	11⅞″ *(302mm)* trays	160	72.6	**359113**	**DCS-PUDT-CS**

Stainless Steel Cleaner & Polish

weight oz.	weight kg	model #
15	0.4	**004026**



FEATURES:

- Cleans and polishes in one step.
- Does not streak or leave fingerprints.
- Leaves a protective invisible coating.

100 Industrial Boulevard, Clayton, DE 19938-8903 U.S.A.
Phone: 800-441-8440 or 302-653-3000. Fax: 302-653-2065
http://www.eaglegrp.com

EAGLE GROUP
Profit from the Eagle Advantage®

Varied Working Heights of Director's Choice® Units

see spec sheet **EG33.07A**

FEATURES:

- Available for Director's Choice® units on pages 241-251.
- **No charge.**
- **Consult factory for limitations.**

description	working height of unit	tray slide height* of unit	add prefix** in front of DCS #
"Elementary School"	28″ *(711mm)*	25″ *(635mm)*	**E****
"Middle School"	30″ *(762mm)*	27″ *(686mm)*	**M**
"High School"	34″ *(864mm)***	31″ *(787mm)*	

* To order units with varied tray slide heights, consult factory.

** **Example: MDCS3-HFU-A**

*** Elementary School height currently not available for **"-CFURN"** Cold Food Units—*page 241*.

**** Standard overall height of all units.

Stainless Steel Front Panels

see spec sheet **EG33.07A**

FEATURES:

- Heavy gauge type 304 stainless steel.
- Available in place of standard laminate front panels.



stainless steel front panels

Note: **Laminate end panels available for all units except Tray Platform Unit.** To order, add suffix **"-LEP"** to model number. **Example: DCS2-TSU-LEP**.

Stainless steel end panels available for all units except Tray Platform Unit. To order, add suffix **"-SEP"** to model number. **Example: DCS2-TSU-SEP**.

Consult factory for pricing.

add suffix # *
-S

* Example: DCS3-FTU-**S**

Tray Slides

see spec sheet **EG33.07A**



tray slide

FEATURES:

- 11½″ *(292mm)* wide.
- Heavy gauge type 304 stainless steel.
- Stainless steel drop brackets included.
- Available in 1″ *(25mm)* square tubular 3-bar style, 1¼″ *(32mm)* diameter round tubular 3-bar style, or solid with two raised "ribs".

description	length in.	length mm	weight lbs.	weight kg	cu ft	SQUARE tubular model #	ROUND tubular model #	Solid Ribbed model #
For end only *	30″	762	26	11.8	1.0	**DCE-TS-TS**	**DCE-TS-TSR**	**DCE-TS-SRS**
For 36″ *(914mm)* long units	36″	914	30	13.6	1.0	**DC2-TS-TS**	**DC2-TS-TSR**	**DC2-TS-SRS**
For 50″ *(1270mm)* long units	50″	1270	36	16.3	1.4	**DC3-TS-TS**	**DC3-TS-TSR**	**DC3-TS-SRS**
For 64″ *(1626mm)* long units	64″	1626	40	18.1	1.8	**DC4-TS-TS**	**DC4-TS-TSR**	**DC4-TS-SRS**
For 78″ *(1981mm)* long units	78″	1981	52	23.6	2.2	**DC5-TS-TS**	**DC5-TS-TSR**	**DC5-TS-SRS**
For 96″ *(2438mm)* long units	96″	2438	75	34.0	2.7	**DC6-TS-TS**	**DC6-TS-TSR**	**DC6-TS-SRS**

* Must be factory-installed.

Spec-SHIELD™ Food Guards

NSF

see spec sheets **EG33.24A** **EG33.24B** **EG33.24C** **EG33.24D**

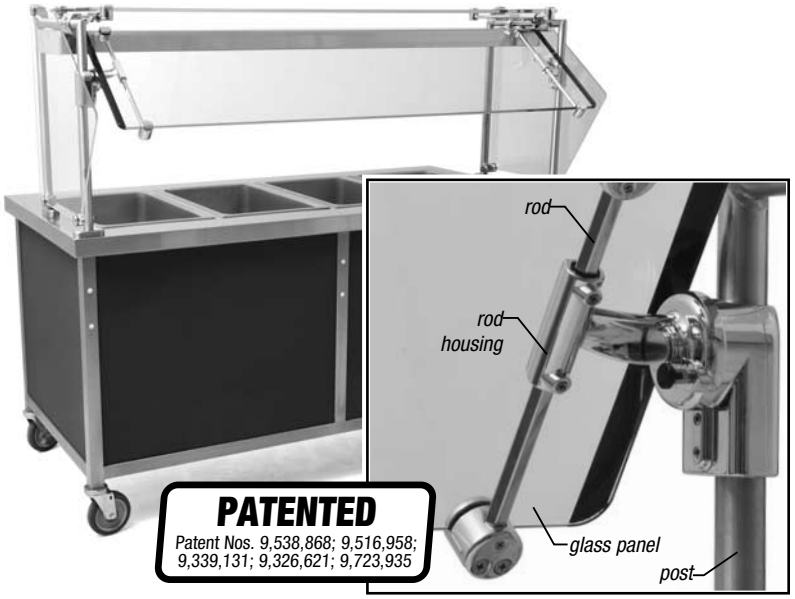

PATENTED
Patent Nos. 9,538,868; 9,516,958; 9,339,131; 9,326,621; 9,723,935

Design & Construction Features

- Adjustable height and angle of glass panels!
- No holes in glass panels allows for flexibility in mounting locations.
- Meets latest NSF standards.
- Material: Die-cast high-strength aluminum.
- Finish: Chrome.
- Mounting options: Above or below countertop configurations available.
- End panels as required per NSF.

Tempered Glass Features

- Top flat glass (if applicable): 3/8″-thick.
- Front and side: 1/4″-thick typical.
- 3/4″ radius corners on all glass panels.
- Optional polycarbonate end panels available.
- Optional stainless steel top shelf available.

Post System Features

- 1″-diameter legs.
- Stainless steel.

See page 260 for LIGHTING OPTIONS.

Accessories

- Heat lamps.
- Lights.
- Various mounting plates.

See page 260 for the NEW LONG SPAN FOOD GUARDS.

Consult factory for pricing.

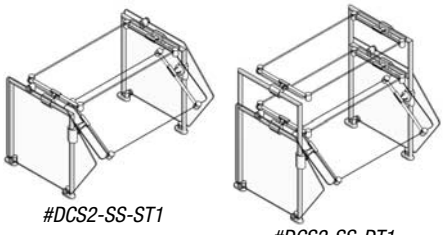
#DCS2-SS-ST1

#DCS2-SS-DT1

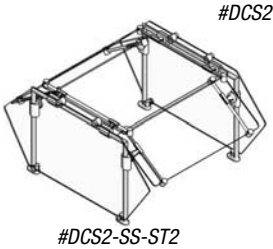
#DCS2-SS-ST2

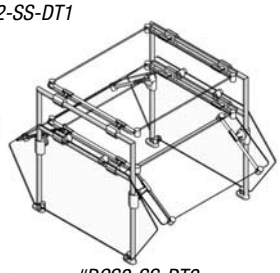
#DCS2-SS-DT2

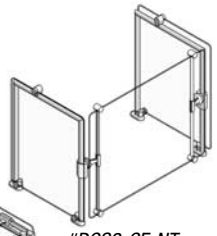
#DCS2-CF-NT

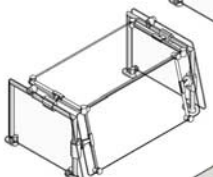
#DCS2-CF-GT

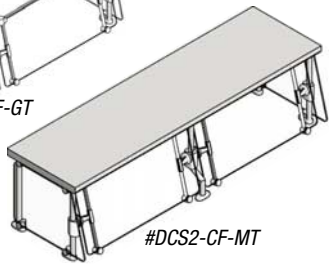
#DCS2-CF-MT

Self-Service Food Guards

fits Series	# of leg assemblies	length in.	length mm	SINGLE-TIER weight lbs.	SINGLE-TIER weight kg	SINGLE-TIER model #	DOUBLE-TIER weight lbs.	DOUBLE-TIER weight kg	DOUBLE-TIER model #
DCS2	2	36″	914	302	137.0	**DCS2-SS-ST1**	385	174.6	**DCS2-SS-DT1**
DCS3	2	50″	1270	329	149.2	**DCS3-SS-ST1**	419	190.1	**DCS3-SS-DT1**
DCS4	3	64″	1626	363	164.7	**DCS4-SS-ST1***	464	210.5	**DCS4-SS-DT1***
DCS5	3	78″	1981	390	176.9	**DCS5-SS-ST1**	497	225.4	**DCS5-SS-DT1**
DCS6	3	96″	2438	423	191.9	**DCS6-SS-ST1**	534	242.2	**DCS6-SS-DT1**

Self-Service Buffet Food Guards

fits Series	# of leg assemblies	length in.	length mm	SINGLE-TIER weight lbs.	SINGLE-TIER weight kg	SINGLE-TIER model #	DOUBLE-TIER weight lbs.	DOUBLE-TIER weight kg	DOUBLE-TIER model #
DCS2	2	36″	914	313	142.0	**DCS2-SS-ST2**	399	181.0	**DCS2-SS-DT2**
DCS3	2	50″	1270	349	158.3	**DCS3-SS-ST2**	448	203.2	**DCS3-SS-DT2**
DCS4	3	64″	1626	408	185.1	**DCS4-SS-ST2***	519	235.4	**DCS4-SS-DT2***
DCS5	3	78″	1981	435	197.3	**DCS5-SS-ST2**	563	255.4	**DCS5-SS-DT2**
DCS6	3	96″	2438	476	215.9	**DCS6-SS-ST2**	624	283.0	**DCS6-SS-DT2**

			Carving Station Food Guards			Cafeteria Food Guards					
			WITH NO TOP			WITH GLASS TOP			WITH SOLID TOP		
fits Series	# of leg assemblies	length in. mm	weight lbs.	weight kg	model #	weight lbs.	weight kg	model #	lbs.	kg	model #
DCS2	2	36″ 914	287	130.2	**DCS2-CF-NT**	217	98.4	**DCS2-CF-GT**	226	102.5	**DCS2-CF-MT**
DCS3	2	50″ 1270	310	140.6	**DCS3-CF-NT**	243	110.2	**DCS3-CF-GT**	255	115.7	**DCS3-CF-MT**
DCS4	3	64″ 1626	339	153.8	**DCS4-CF-NT***	276	125.2	**DCS4-CF-GT***	292	132.5	**DCS4-CF-MT***
DCS5	3	78″ 1981	362	164.2	**DCS5-CF-NT**	308	139.7	**DCS5-CF-GT**	321	145.6	**DCS5-CF-MT**
DCS6	3	96″ 2438	391	177.4	**DCS6-CF-NT**	342	155.1	**DCS6-CF-GT**	355	161.0	**DCS6-CF-MT**

* For DCS4 units, food guards with 3/8″-thick front and top glass available (on Carving Station Food Guards, front glass only), replacing standard 1/4″-thick glass and center post assembly. To order, add suffix "**-NC**". Example: DCS4-SS-ST2**-NC**

100 Industrial Boulevard, Clayton, DE 19938-8903 U.S.A.
Phone: 800-441-8440 or 302-653-3000. Fax: 302-653-2065
http://www.eaglegrp.com

EAGLE GROUP
Profit from the Eagle Advantage®

NEW Portable Spec-SHIELD™

see spec sheet EG33.24F

FEATURES:
- 15″ (381mm) polycarbonate panel.
- 1″ (25mm)-diameter stainless steel posts.
- ¼″ X 2″ (6 x 51mm) stainless flat bar base.
- Reversible mounting.

O.A. * length in.	O.A. * length mm	inside length in.	inside length mm	centerline in.	centerline mm	weight lbs.	weight kg	model #
26″	660	22″	559	24″	610	30	13.6	SPSH-PFS-SS-24
32″	813	28″	660	30″	762	32	14.5	SPSH-PFS-SS-30
38″	965	34″	864	36″	914	34	15.4	SPSH-PFS-SS-36
44″	1118	40″	1016	42″	1067	36	16.3	SPSH-PFS-SS-42
50″	1270	46″	1168	48″	1219	38	17.2	SPSH-PFS-SS-48
56″	1422	52″	1321	54″	1372	40	18.1	SPSH-PFS-SS-54
62″	1575	58″	1473	60″	1524	42	19.2	SPSH-PFS-SS-60
68″	1727	64″	1626	66″	1676	44	20.0	SPSH-PFS-SS-66
74″	1880	70″	1778	72″	1829	46	20.9	SPSH-PFS-SS-72

* Optional end glass adds 1/2″ to overall dimension.

Consult factory for pricing.

PATENTED
Patent Nos. 9,538,868; 9,516,958; 9,339,131; 9,326,621; 9,723,935



Sneeze Guards

see spec sheet EG33.07B



single tier sneeze guard



double tier sneeze guard

Sneeze guards must be ordered at the same time as base unit. Factory installation of sneeze guards and sneeze guard options is required.

FEATURES:
- Stainless steel top panel.
- Front panel and end guards consist of clear 15/64″ *(6mm)*-thick fixed abrasion-resistant polycarbonate.

Note: **Fully Enclosed Sneeze Guards available.** For 'pass-over' operation. Facilitates complete food protection. To order, replace **"SO"** in model number with **"SOF" (example: DC2-SOF-ST)**, and **add 25% to list price.**

Tempered glass panels available—**add 20% to list price. ALLOW FOUR-WEEK LEAD TIME.**

Single Tier

14″-tall x 15 7/16″-wide *(356 x 386mm)*. Lengths noted in chart are nominal.

description	length in.	length mm	weight lbs.	weight kg	cu ft	model #	Options for Single Sneeze Guards: REDHOTS® Display Lights* add suffix #***	REDHOTS® 120V Heat Lamps** electrical data	REDHOTS® 120V Heat Lamps** add suffix #
For 36″ *(914mm)* long units	36″	914	50	22.7	6.7	DC2-SO-ST	-L	120V, 3.8A, 450W	-F
For 50″ *(1270mm)* long units	50″	1270	88	39.9	9.3	DC3-SO-ST	-L	120V, 5.6A, 675W	-F
For 64″ *(1626mm)* long units	64″	1626	125	56.7	11.9	DC4-SO-ST	-L	120V, 8.8A, 1050W	-F
For 78″ *(1981mm)* long units	78″	1981	155	70.3	14.4	DC5-SO-ST	-L	120V, 10.6A, 1275W	-F
For 96″ *(2438mm)* long units	96″	2438	240	108.9	17.8	DC6-SO-ST	-L	120V, 12.5A, 1500W	-F

Double Tier

24″-tall x 24½″-wide *(610 x 622mm)*. Lengths noted in chart are nominal.

description	length in.	length mm	weight lbs.	weight kg	cu ft	model #	Options for Double Sneeze Guards: REDHOTS® Display Lights* add suffix #***	REDHOTS® 120V Heat Lamps** electrical data	REDHOTS® 120V Heat Lamps** add suffix #
For 36″ *(914mm)* long units	36″	914	80	36.3	16.3	DC2-SO-DT	-L	120V, 3.8A, 450W	-F
For 50″ *(1270mm)* long units	50″	1270	118	53.5	22.6	DC3-SO-DT	-L	120V, 5.6A, 675W	-F
For 64″ *(1626mm)* long units	64″	1626	155	70.3	28.9	DC4-SO-DT	-L	120V, 8.8A, 1050W	-F
For 78″ *(1981mm)* long units	78″	1981	185	83.9	35.2	DC5-SO-DT	-L	120V, 10.6A, 1275W	-F
For 96″ *(2438mm)* long units	96″	2438	270	122.5	43.3	DC6-SO-DT	-L	120V, 12.5A, 1500W	-F

* Display lights are 120V and come with 6′ *(1829mm)* cord and NEMA 5-15P plug to exit through base at operator's right. Cannot be used on hot food units or with optional heat lamps. One light fixture per tier.

** Heat lamps attach to underside of sneeze guard *(or to underside of bottom sneeze guard for double-tier)*. 120V. Includes 6′ *(1829mm)* cord and NEMA 5-15P plug *(NEMA 5-20P on 1500W unit)*. Heat lamps cannot be used with optional display lights. 450 to 1500W output depending on length. **See page 267** for REDHOTS® Heat Lamps.

*** **Example of suffixes: DC3-SO-ST-L**

Work Shelves

see spec sheet EG33.07A

FEATURES:
- 8″ *(203mm)* wide.
- Stainless steel drop brackets.



description	length in.	length mm	weight lbs.	weight kg	cu ft	1¼"-thick hardwood model #	18/304 stainless model #	½"-thick poly model #	½"-thick Richlite® model #
For end only *	30″	762	26	11.8	1.0	DCE-WS-MT	DCE-WS-ST	DCE-WS-PT	DCE-WS-RL
For 36″ *(914mm)* long units	36″	914	30	13.6	1.0	DC2-WS-MT	DC2-WS-ST	DC2-WS-PT	DC2-WS-RL
For 50″ *(1270mm)* long units	50″	1270	36	16.3	1.4	DC3-WS-MT	DC3-WS-ST	DC3-WS-PT	DC3-WS-RL
For 64″ *(1626mm)* long units	64″	1626	40	18.1	1.8	DC4-WS-MT	DC4-WS-ST	DC4-WS-PT	DC4-WS-RL
For 78″ *(1981mm)* long units	78″	1981	52	23.6	2.2	DC5-WS-MT	DC5-WS-ST	DC5-WS-PT	DC5-WS-RL
For 96″ *(2438mm)* long units	96″	2438	75	34.0	2.7	DC6-WS-MT	DC6-WS-ST	DC6-WS-PT	DC6-WS-RL

* Must be factory-installed.

Serving Shelves and Buffet Shelves

see spec sheet EG33.07B

FEATURES:
- Clear polycarbonate sneeze guards.







description	weight lbs.	weight kg	Serving Shelves 15½″ height. For cafeteria line. model #	Buffet Shelves 23⅞″–27⅞″ adjustable height. model #	Tilt/Adjustable Serving Shelves 15½″ height. model #
For 36″ *(914mm)* long units	25	11.3	SSH2	BSH2	ASH2
For 50″ *(1270mm)* long units	30	13.6	SSH3	BSH3	ASH3
For 64″ *(1626mm)* long units	35	15.9	SSH4	BSH4	ASH4
For 78″ *(1981mm)* long units	40	18.1	SSH5	BSH5	ASH5
For 96″ *(2438mm)* long units	50	22.7	SSH6	BSH6	ASH6

Undershelves, Rear Doors and Panels

see spec sheet EG33.07A



Removable Undershelves

Type 304 stainless steel. Lifts out without tools. Available for all units except Ice Cream Units. Consult factory for limitations.

description	Solid Undershelves model #	Louvered Undershelves model #
For 36″ *(914mm)* long units	DC2-RSU	DC2-RSUL
For 50″ *(1270mm)* long units	DC3-RSU	DC3-RSUL
For 64″ *(1626mm)* long units	DC4-RSU	DC4-RSUL
For 78″ *(1981mm)* long units	DC5-RSU	DC5-RSUL
For 96″ *(2438mm)* long units	DC6-RSU	DC6-RSUL



Rear Doors *

Stainless steel. Hinged and sliding door available. Call factory for available models.

Rear Panels

Stainless steel. Fixed and lift-off panels available. Call factory for available models.

* Optional locks available for Rear Doors. Consult factory for pricing.

Also available… REDHOTS® Heat Lamps (see page 267) and REDHOTS® Display Lights (see page 268).

100 Industrial Boulevard, Clayton, DE 19938-8903 U.S.A.
Phone: 800-441-8440 or 302-653-3000. Fax: 302-653-2065
http://www.eaglegrp.com

EAGLE GROUP
Profit from the Eagle Advantage®

Custom Accessories for Director's Choice® – Per Application

Decorative Deluxe Sneeze Guards

see product announcement **EG33.25**



buffet style single-tier sneeze guard

FEATURES:

- Fabricated from stainless steel tubing.
- Frame finish available in stainless steel, or color epoxy.
- Clear polycarbonate front panel and end guards.
- Tempered glass *(meets ANSI Z97.1)* available—**add 20% to list price.**
- Edges trimmed with a metal channel and available with optional end guards for further protection.
- Sneeze guards must be factory located and installed to Director's Choice® equipment.

Note: **Fully Enclosed Sneeze Guards available.** For Cafeteria-Style Sneeze Guards only. Facilitates 'pass-over' operation for complete food protection. To order, replace **"DSG"** in model number with **"DSGF" (example: DCS2-DSGF-CST)**, and **add 25% to list price.**

Single-Tier Sneeze Guards

fits Series	# of legs	length in.	length mm	CAFETERIA STYLE model #	BUFFET STYLE model #
DCS2	2	36″	914	**DCS2-DSG-CST**	**DCS2-DSG-BST**
DCS3	2	50″	1270	**DCS3-DSG-CST**	**DCS3-DSG-BST**
DCS4	3	64″	1626	**DCS4-DSG-CST**	**DCS4-DSG-BST**
DCS5	3	78″	1981	**DCS5-DSG-CST**	**DCS5-DSG-BST**
DCS6	3	96″	2438	**DCS6-DSG-CST**	**DCS6-DSG-BST**



cafeteria style double-tier sneeze guard

Double-Tier Sneeze Guards

fits Series	# of legs	length in.	length mm	CAFETERIA STYLE model #	BUFFET STYLE model #
DCS2	2	36″	914	**DCS2-DSG-CDT**	**DCS2-DSG-BDT**
DCS3	2	50″	1270	**DCS3-DSG-CDT**	**DCS3-DSG-BDT**
DCS4	3	64″	1626	**DCS4-DSG-CDT**	**DCS4-DSG-BDT**
DCS5	3	78″	1981	**DCS5-DSG-CDT**	**DCS5-DSG-BDT**
DCS6	3	96″	2438	**DCS6-DSG-CDT**	**DCS6-DSG-BDT**

Powder Coating

Coating over mild steel. Specify model number with EAGLE's SpecFAB® department. Consult factory for pricing.



Heat Lamps

Attaches to underside of sneeze guard *(or to underside of bottom sneeze guard on double-tier units)*. Wired to cord and plug, exit base of unit. Specify model number with EAGLE's SpecFAB® department.

fits Series	length of heat lamp in.	length of heat lamp mm	electrical data	add suffix *
DCS2	30″	762	120V, 3.8A, 450W	**-F**
DCS3	42″	1067	120V, 5.6A, 675W	**-F**
DCS4	60″	1524	120V, 8.8A, 1050W	**-F**
DCS5	72″	1829	120V, 10.6A, 1275W	**-F**
DCS6	84″	2134	120V, 12.5A, 1500W	**-F**

* Example: DCS2-DSG-CST-**F**



REDHOTS® Display Lights

Wired to cord and plug, exit base of unit. Must be factory-installed. Consult factory.

fits Series	length of display light in.	length of display light mm	electrical data	add suffix *
DCS2	30″	762	120V, 1.0A, 120W	**-L**
DCS3	42″	1067	120V, 1.5A, 180W	**-L**
DCS4	60″	1524	120V, 2.5A, 300W	**-L**
DCS5	72″	1829	120V, 3.0A, 360W	**-L**
DCS6	84″	2134	120V, 3.5A, 420W	**-L**

* Example: DCS2-DSG-BST-**L**

Decorative Perimeter Skirts

see product announcement **EG33.25**

FEATURES:

- Matches framework construction of unit base.
- Serves as fixed skirt and kick plate.



Front Skirts and Rear Skirts

- Front Skirts require recessed casters which are hidden by perimeter skirt, giving the unit a sleek modern look.

description	length in.	length mm	FRONT SKIRTS model #	REAR SKIRTS model #
For 36″ *(914mm)* long units	36″	914	**DC2-FS**	**DC2-RS**
For 50″ *(1270mm)* long units	50″	1270	**DC3-FS**	**DC3-RS**
For 64″ *(1626mm)* long units	64″	1626	**DC4-FS**	**DC4-RS**
For 78″ *(1981mm)* long units	78″	1981	**DC5-FS**	**DC5-RS**
For 96″ *(2438mm)* long units	96″	2438	**DC6-FS**	**DC6-RS**

End Skirts

description	length in.	length mm	model #
For end only	30″	762	**DC2-ES**

Other Custom Accessories available – per application


drain valve extension


recessed casters

- Drain Valve Extensions (see page 274)
- Cutting Boards
- Receptacles and Remote Switches
- Custom Cutouts
- Recessed Casters
- Pricing for Convenience Outlets
  - Outlet/Box only field-wired*.
  - Outlet/Box/Cord & Plug.
  - Outlet/Box/Cord & Plug/Fuse.

* **Note**: Outlet/Box should have a tether when field-wired.





CUSTOM GRAPHICS AVAILABLE!!

Laser-Cutting and Custom Decal Services!



(laser-cut)



(custom decal for Smyrna High School, Smyrna, DE)

Laser-cutting…
- Offers a "high-tech" look.
- Creates smooth curves along text/artwork.

Decals…
- Industrial-strength, factory-applied, yet more economical.
- Vinyl with adhesive backing.

The SpecFAB® Division

Catering to the custom fabrication needs of the Foodservice and Retail Display industries.

Email: quotes@eaglegrp.com • Fax: 302-653-2065

Our trained staff will begin planning, layout and quotation upon receipt.

100 Industrial Boulevard, Clayton, DE 19938-8903 U.S.A.
Phone: 800-441-8440 or 302-653-3000. Fax: 302-653-2065
http://www.eaglegrp.com

EAGLE GROUP
Profit from the Eagle Advantage®

Director's Choice® Adjustable Height Option

Easily adjusts for changing requirements

see product announcement **EG8210**



Electric Option



switch



Design & Construction Features

- Adjusts to adapt for both customer and employee ergonomics.
- Allows adjustment from 28.5" to 34.5" height.
- Available with manual or electric controls.
- Stationary or mobile applications.
- Mobile applications provided with 5" casters, two with brake.



Manual Option



crank



Consult factory for pricing.

Spec-SHIELD™ Lighting Options

see product announcement **EG8203**

…for Spec-SHIELD™ Self-Service Food Guards (page 254).





FEATURES:

- Fits within the space of the food guard.
- Mounting and electrical is independent of the food guard.
- Constructed of an aluminum exterior with reflector (which help heat lamps focus heat).
- Stainless steel legs.
- Mounting plate is cast aluminum with chrome-plated cover plate.

Display Lights

120V operation. High-efficiency halogen bulbs w/Teflon coating and standard screw base. LED bulbs available for cold displays. Bulbs are warm white to improve food appearance. Exterior extruded aluminum housing. Stainless legs and brackets. Built-in or remote switches*.

Heat Lamps

120V, 208V, and 240V options available. Exterior extruded aluminum housing. Stainless steel legs and brackets. Built-in or remote switches. Infinite switches available in remote application.

Heat Lamps with Display Lights

Features Teflon-coated halogen bulbs with standard screw shell base.

fits Series	length in.	length mm	with halogen bulbs** model #	with LED bulbs** model #	w/standard wattage** model #	w/high wattage** model #	w/standard wattage** model #	w/high wattage** model #
DCS2	36″	914	***DCS2-SS-RHDL***	***DCS2-SS-RHDL-L***	***DCS2-SS-RHHL***	***DCS2-SS-RHHL-H***	***DCS2-SS-RHHL-L***	***DCS2-SS-RHHL-L-H***
DCS3	50″	1270	***DCS3-SS-RHDL***	***DCS3-SS-RHDL-L***	***DCS3-SS-RHHL***	***DCS3-SS-RHHL-H***	***DCS3-SS-RHHL-L***	***DCS3-SS-RHHL-L-H***
DCS4	64″	1626	***DCS4-SS-RHDL***	***DCS4-SS-RHDL-L***	***DCS4-SS-RHHL***	***DCS4-SS-RHHL-H***	***DCS4-SS-RHHL-L***	***DCS4-SS-RHHL-L-H***
DCS5	78″	1981	***DCS5-SS-RHDL***	***DCS5-SS-RHDL-L***	***DCS5-SS-RHHL***	***DCS5-SS-RHHL-H***	***DCS5-SS-RHHL-L***	***DCS5-SS-RHHL-L-H***
DCS6	95″	2413	***DCS6-SS-RHDL***	***DCS6-SS-RHDL-L***	***DCS6-SS-RHHL***	***DCS6-SS-RHHL-H***	***DCS6-SS-RHHL-L***	***DCS6-SS-RHHL-L-H***

* To indicate remote operation, add suffix **-R** to model number; **Add suffix -120, -208, or -240 to specify voltage.

NEW

Spec-SHIELD™ Self-Service Food Guards—Long Span

see spec sheet **EG33.24E**

FEATURES:

- Features patented Spec-SHIELD™ design.
- 60″ to 168″ (1524 to 4267mm) lengths available!
- One-sided and two-sided units offered.

Also available… Spec-SHIELD™ Food Guards (page 254) and Portable Spec-SHIELD™ (page 255).

Consult factory for pricing.

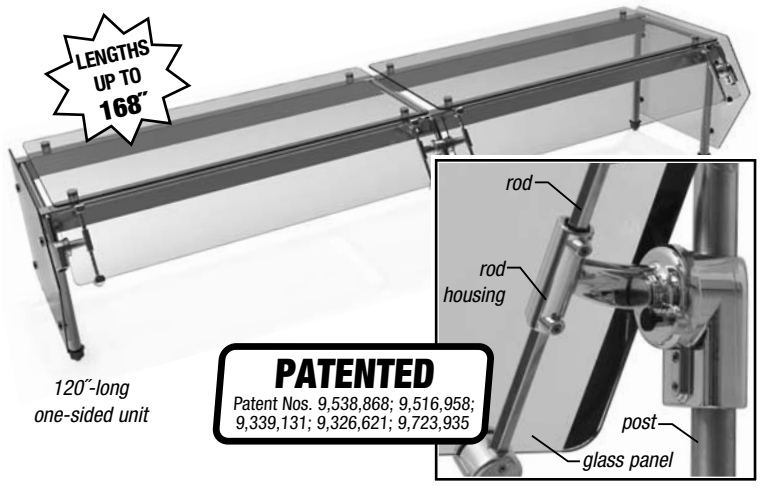

120″-long one-sided unit

length in.	length mm	ONE-SIDED model #	TWO-SIDED model #
60″	1524	**SPSL-SS-ST1-60**	**SPSL-SS-ST2-60**
72″	1829	**SPSL-SS-ST1-72**	**SPSL-SS-ST2-72**
84″	2134	**SPSL-SS-ST1-84**	**SPSL-SS-ST2-84**
96″	2438	**SPSL-SS-ST1-96**	**SPSL-SS-ST2-96**
108″	2743	**SPSL-SS-ST1-108**	**SPSL-SS-ST2-108**
120″	3048	**SPSL-SS-ST1-120**	**SPSL-SS-ST2-120**
132″	3353	**SPSL-SS-ST1-132**	**SPSL-SS-ST2-132**
144″	3658	**SPSL-SS-ST1-144**	**SPSL-SS-ST2-144**
156″	3962	**SPSL-SS-ST1-156**	**SPSL-SS-ST2-156**
168″	4267	**SPSL-SS-ST1-168**	**SPSL-SS-ST2-168**

100 Industrial Boulevard, Clayton, DE 19938-8903 U.S.A.
Phone: 800-441-8440 or 302-653-3000. Fax: 302-653-2065
http://www.eaglegrp.com

EAGLE GROUP
Profit from the Eagle Advantage®

Accessories/Replacements
Adapter Tops 270
Bulbs for Bulb Warmers 266
Griddle Plate....263
Baskets for Fryers 271
Food Pans, Lids, Insets 277
Roll Top Cover....277
Mounting Plates....274, 275
Night Cover 265, 266, 271
Recessed Control Panels 275

Drop-In Style Food Warmers
Rectangular 275
Round....274

Gang Drop-In
Electric Hot Food Units....274
Sealed Well Hot Food Units 273

Hot Dog Sterno Units and Hot Food Merchandising Cart
Hot Dog Sterno Units 276
Hot Food Merchandising Carts 276

REDHOTS®
Bulb Warmers....266
Countertop Cooker/Warmers....270
Countertop Food Warmers 269
Display Lights....269
Electric Fryers....271
Heat Lamps....267, 268
Heated Drawers....272
Pass-Thru Heated Drawers....270

REDHOTS® Chef's Line®
Charbroilers....263
Fryers - Double....266
Fryers - Single....265
Griddles - Electric....265
Griddles - Gas 264
Hot Plates - Electric....264
Hot Plates - Gas 263

Look what's on the menu…

REDHOTS® Gas Fryers

see product announcement **EG35.24**





Optional night cover available. Model #383949.

30-lb. (13.6 kg) capacity!

FEATURES:

- Stainless steel construction with stainless steel fry pot.
- Stainless steel open burners at 13,250 BTU per burner.
- Two 5-lb. capacity iron mesh nickel-plated fry baskets.
- Furnished with thermostatic control, push-button ignition and pilot light.
- Stainless steel hinged front door for access to thermostatic control and ignitor.
- Stainless steel tube style tank.
- Hi-limit safety shutoff.
- Flame failure.
- Burner safety valves.
- Attachable drain connection to facilitate draining down.
- Heavy duty adjustable feet.
- 3/4″ rear male gas connection.
- Unit supplied with gas regulator.

width x depth* in.	mm	height** in.	mm	weight lbs.	kg	# of burners	total BTU per hour	NATURAL*** GAS model #	PROPANE *** GAS model #
17¼″ x 29″	438 x 737	25″	635	113	51.3	4	53,000	**CLGF30-NG**	**CLGF30-LP**

* Add 4″ (102mm) depth to allow for regulator.
** Add 5″ (127mm) height to allow for removable baffle.
*** Must specify NG or LP at time of order. Unit is NOT convertible.

NOTE: INTENDED FOR OTHER THAN HOUSEHOLD USE. THIS COMMERCIAL APPLIANCE MUST BE INSTALLED WITHIN SURROUNDINGS AND VENTILATION REQUIREMENTS AS DICTATED BY NATIONAL AND/OR LOCAL CODE.

Introducing...

REDHOTS® Chef's Line

Comprising a full range of models including *fryers, charbroilers, griddles and hot plates*, the Chef's Line® series is especially engineered for foodservice operations where heavy-duty equipment use is encountered on a daily basis. ***Bullnosed edge provides solid protection to controls.*** Controls are front-mounted for easier and safer operation.

See pages 263 through 266 for models available.



Gas Hot Plates

- 25,000 BTU/hr burners on all units.
- Full-size polished stainless steel crumb tray.
- Available in flat-top and step-up styles.
- Complete with convertible pressure regulator and orifices for field conversion to liquid propane.



Electric Hot Plates

- Electric units feature swing-up elements with individual crumb trays, removable for easy cleaning.
- Infinite controls provide adjustable heat settings and are equipped with an On-Off light.



Gas Charbroilers

- Heavy duty cast iron cooking grates can be individually positioned flat or angled.
- 40,000 BTU/hr burners on NG radiant units; 32,000 BTU/hr burners on lava rock units.
- Front trough with chute located at left end.

Gas or Electric Griddles

- ¾″ *(19mm)* thick smooth polished steel griddle plate fully welded to top assembly.
- 13¾″ *(349mm)* working height adjustable to 14¾″ *(375mm)*.
- 4″ *(102mm)* sides and rear splash sloped front-to-back.
- 7½-quart polished stainless steel grease drawer.



Electric Single-Tank and Double-Tank Fryers

- All-stainless steel deep-drawn one-piece construction fry tanks, removable for easy cleaning.
- Snap-action thermostat complete with indicator light for accurate temperature control.
- Heavy-plated fry baskets—two provided with single-tank units; four provided with double-tank units.

We are "UL 197 Rev 9" compliant!

"UL" stands for Underwriters Laboratories Inc. (UL), a non-governmental organization formed in 1894 to help reduce injury, loss of life and property damage. UL scientifically investigates and tests thousands of types of products, materials, constructions and systems to evaluate electric, fire and casualty hazards.

The UL mark is one of the most recognized and trusted symbols in the world. It means that UL has tested samples of our products and has conducted unannounced periodic inspections. It's an assurance that steps have been taken in the interest of safety.

The latest edition of "UL 197" is the UL Standard for Safety for Commercial Electric Cooking Appliances.

Our electric REDHOTS® and REDHOTS® Chef's Line® equipment comply with UL 197 Rev 9 —THE BEST!

100 Industrial Boulevard, Clayton, DE 19938-8903 U.S.A.
Phone: 800-441-8440 or 302-653-3000. Fax: 302-653-2065
http://www.eaglegrp.com

EAGLE GROUP
Profit from the Eagle Advantage®

REDHOTS® Chef's Line® Charbroilers

see spec sheet **EG35.17**

NOTE: INTENDED FOR OTHER THAN HOUSEHOLD USE. THIS COMMERCIAL APPLIANCE MUST BE INSTALLED WITHIN SURROUNDINGS AND VENTILATION REQUIREMENTS AS DICTATED BY NATIONAL AND/OR LOCAL CODE.



Radiant and Lava Rock Units look the same.

Bullnosed edge provides solid protection to controls.

FEATURES:

- Controls are at a 45° angle for ergonomic operation.
- 3½″ *(89mm)* wide front trough, with chute located at left end, accommodates standard spatula.
- Heavy duty cast metal legs with flanged feet adjustable from 4″ to 5″ *(102 to 127mm)*.
- Heavy duty cast iron cooking grates can be individually positioned flat or angled.
- 4⅞″ *(124mm)* sides and rear splash sloped front-to-back.
- Natural gas *(NG)* complete with convertible pressure regulator and orifices for field conversion to liquid propane *(LP)*.
- ¾″ *(19mm)* NPT gas connection.
- Full size polished stainless steel grease pan with baffles—48″ *(1219mm)* units provided with two grease pans.

(•) MTS *(made to stock)* / ( ) MTO *(made to order)*

Radiant Units

- Heavy gauge stainless steel radiants combine with cast iron burner assembly for even heat distribution.

width in.	width mm	weight lbs.	weight kg	cubic feet	BTU* rating	model #
24″	610	213	96.6	10	80,000	**CLCHRB-24-NG** •
36″	914	324	147.0	13	120,000	**CLCHRB-36-NG** •
48″	1524	415	188.2	17	160,000	**CLCHRB-48-NG** •

* NG units rated at 40,000 BTU per 12″ *(305mm)*, rated at 38,000 BTU per 12″ *(305mm)* when converted to LP.

Lava Rock Units

- Grate for lava rock placement and natural lava rocks for even heat distribution with cast iron burner assembly.
- Lava rocks supplied. Use maximum of 4 lbs. *(1.8 kg)* per burner. Replacement lava rocks available. 4-lb. *(1.8 kg)* bag: Part #**375952**; 8-lb. *(3.6 kg)* bag: Part #**332130**. Consult factory for pricing.

width in.	width mm	weight lbs.	weight kg	cubic feet	BTU rating	model #
24″	610	213	96.6	10	64,000	**CLCHRBL-24-NG** •
36″	914	324	147.0	13	96,000	**CLCHRBL-36-NG** •
48″	1524	415	188.2	17	128,000	**CLCHRBL-48-NG** •

Removable Griddle Plate for all Charbroilers

- 12″ *(305mm)* wide.
- ¾″ *(19mm)* thick.
- Replaces two cooking grates.



weight lbs.	weight kg	cubic feet	model #
86	39.0	3.25	**RGP-2**

REDHOTS® Chef's Line® Hot Plates - Gas

see spec sheet **EG35.21**

NOTE: INTENDED FOR OTHER THAN HOUSEHOLD USE. THIS COMMERCIAL APPLIANCE MUST BE INSTALLED WITHIN SURROUNDINGS AND VENTILATION REQUIREMENTS AS DICTATED BY NATIONAL AND/OR LOCAL CODE.



#CLHP-4-NG

Bullnosed edge provides solid protection to controls.

FEATURES:

- Controls, with 1/4 turn, are at a 45° angle for easier operation.
- Standing pilot for safe and easy operation, heavy duty cast metal legs with flanged feet adjustable from 4″ to 5″ *(102 to 127mm)*, and heavy duty cast iron grates.
- All units are for natural gas *(NG)*, complete with convertible pressure regulator and orifices for field conversion to liquid propane *(LP)*.
- Full size polished stainless steel drip pan included.

(•) MTS *(made to stock)* / ( ) MTO *(made to order)*

width x depth in.	width x depth mm	BTU rating	Flat Top Units weight lbs.	Flat Top Units weight kg	Flat Top Units cu ft	Flat Top Units model #	Step-Up Units weight lbs.	Step-Up Units weight kg	Step-Up Units cu ft	Step-Up Units model #
12⅜″ x 28⅝″	314 x 727	50,000	70	31.8	7	**CLHP-2-NG** •	78	35.4	9	**CLUHP-2-NG**
24⅜″ x 28⅝″	619 x 727	100,000	110	49.9	14	**CLHP-4-NG**	125	56.7	18	**CLUHP-4-NG**
36⅜″ x 28⅝″	924 x 727	150,000	190	86.2	21	**CLHP-6-NG**	210	95.3	27	**CLUHP-6-NG**

REDHOTS® Chef's Line® Hot Plates - Electric

see spec sheet **EG35.20**

NSF c UL us

NOTE: INTENDED FOR OTHER THAN HOUSEHOLD USE. THIS COMMERCIAL APPLIANCE MUST BE INSTALLED WITHIN SURROUNDINGS AND VENTILATION REQUIREMENTS AS DICTATED BY NATIONAL AND/OR LOCAL CODE.



Bullnosed edge provides solid protection to controls.

FEATURES:

- Top and front are constructed of highly polished stainless steel.
- Exterior wrapper is aluminized steel.
- Swing-up elements with individual crumb trays, removable for easy cleaning.
- 13¾″ *(349mm)* working height adjustable to 14¾″ *(375mm)*.
- Infinite controls provide adjustable heat setting and are equipped with an Off-On light.
- All units are 60 cycle single phase.
- Models #CLC-240-2 and CLC-208-2 are field-wired. #CLCW-120-2 comes complete with cord and 120-volt 15-amp NEMA 5-15 plug.

(•) MTS *(made to stock)* / ( ) MTO *(made to order)*

width x depth*		weight		cu	electrical data				
in.	mm	lbs.	kg	ft	volts	amps	watts (front burner)	watts (rear burner)	model #
18″ x 27⁹⁄₁₆″	457 x 700	43	19.5	7	120V	13.5A	1100W	525W	**CLCW-120-2**
18″ x 27⁹⁄₁₆″	457 x 700	46	20.9	7	208V	15.1A	1575W	1575W	**CLC-208-2 •**
18″ x 27⁹⁄₁₆″	457 x 700	46	20.9	7	240V	17.5A	2100W	2100W	**CLC-240-2**

* Depth dimension does not include 2″ *(51mm)* junction box on models CLC-208-2 and CLC-240-2.

REDHOTS® Chef's Line® Griddles - Gas

NSF c UL us GAS-FIRED LISTED

see spec sheet **EG35.26**

NOTE: INTENDED FOR OTHER THAN HOUSEHOLD USE. THIS COMMERCIAL APPLIANCE MUST BE INSTALLED WITHIN SURROUNDINGS AND VENTILATION REQUIREMENTS AS DICTATED BY NATIONAL AND/OR LOCAL CODE.

Bullnosed edge provides solid protection to controls.



3½″ (89mm) wide front trough, with chute located at left end, accommodates standard spatula.

FEATURES:

- ¾″ *(19mm)* NPT gas connection.
- 31,250 BTU burner every 12″ *(305mm)* for even heat distribution.
- Controls are at a 45° angle for ergonomic operation.
- Heavy duty cast metal legs with flanged feet adjustable from 4″ to 5″ *(102 to 127mm)*.
- ¾″ *(19mm)* thick smooth polished steel griddle plate fully welded to top assembly.
- 4″ *(102mm)* sides and rear splash sloped front-to-back.
- 7½-quart polished stainless steel oversized grease drawer.

(•) MTS *(made to stock)* / ( ) MTO *(made to order)*

Natural Gas units (NG) listed in chart below. Liquid Propane units (LP) available at the same list price. To order, replace suffix "-NG" in model number with suffix "**-LP**" (ex: CLAGGD-24-**LP**).

width		weight		BTU	cubic	cooking	water* column	manual controls	thermostatic snap-action controls	thermostatic snap-action controls w/safety pilot
in.	mm	lbs.	kg	rating	feet	surface	pressure	model #	model #	model #
15″	381	173	78.5	31,250	10	315 sq in	3½″	**CLAGGD-15-NG**	**CLAGGDT-15-NG**	**CLAGGDTS-15-NG**
24″	610	234	106.1	62,500	10	504 sq in	3½″	**CLAGGD-24-NG •**	**CLAGGDT-24-NG •**	**CLAGGDTS-24-NG**
36″	914	341	154.7	94,000	13	756 sq in	3½″	**CLAGGD-36-NG •**	**CLAGGDT-36-NG •**	**CLAGGDTS-36-NG**
48″	1219	401	181.9	125,000	17	1008 sq in	3½″	**CLAGGD-48-NG •**	**CLAGGDT-48-NG •**	**CLAGGDTS-48-NG**

* 3½″ *(89mm)* water column pressure for natural gas ("NG") units, 9½″ *(241mm)* for liquid propane ("LP") units.

100 Industrial Boulevard, Clayton, DE 19938-8903 U.S.A.
Phone: 800-441-8440 or 302-653-3000. Fax: 302-653-2065
http://www.eaglegrp.com

EAGLE GROUP
Profit from the Eagle Advantage®

REDHOTS® Chef's Line® Griddles - Electric

see spec sheet **EG35.26**

NSF c UL us

NOTE: INTENDED FOR OTHER THAN HOUSEHOLD USE. THIS COMMERCIAL APPLIANCE MUST BE INSTALLED WITHIN SURROUNDINGS AND VENTILATION REQUIREMENTS AS DICTATED BY NATIONAL AND/OR LOCAL CODE.



Bullnosed edge provides solid protection to controls.

FEATURES:

- Thermostatic controls, adjustable from 100˚ to 450˚F.
- 4000-watt tubular heating elements are secured to underside of griddle plate to provide uniform distribution of heat over entire griddle surface.
- Internal wiring terminated in a junction box at rear for field wiring.
- Controls are at a 45˚ angle for ergonomic operation.
- 3½˝ *(89mm)* wide front trough, with chute located at left end, accommodates standard spatula.
- Heavy duty cast metal legs with flanged feet adjustable from 4˝ to 5˝ *(102 to 127mm)*.
- ¾˝ *(19mm)* thick smooth polished steel griddle plate fully welded to top assembly.
- 4˝ *(102mm)* sides and rear splash sloped front-to-back.
- 7½-quart polished stainless steel grease drawer.

(•) MTS *(made to stock)* / ( ) MTO *(made to order)*

width in.	width mm	weight lbs.	weight kg	cubic feet	cooking surface	electrical data*	model #
24˝	610	237	107.6	10	504 sq in	240V, 28.9A/33.3A, 6000W/8000W	**CLEGD-24-240** •
36˝	914	344	156.0	13	756 sq in	240V, 43.3A/50.0A, 9000W/12000W	**CLEGD-36-240** •
48˝	1219	404	183.2	17	1008 sq in	240V, 57.7A/66.7A, 12000W/16000W	**CLEGD-48-240** •

* Electrical data is based on single phase connection.

REDHOTS® Chef's Line® Fryers - Single NSF c UL us

see spec sheet **EG35.19**

NOTE: INTENDED FOR OTHER THAN HOUSEHOLD USE. THIS COMMERCIAL APPLIANCE MUST BE INSTALLED WITHIN SURROUNDINGS AND VENTILATION REQUIREMENTS AS DICTATED BY NATIONAL AND/OR LOCAL CODE.



Shown with two single-fry baskets, nickel-plated, each 4˝ x 11˝ *(102 x 279mm)* heavy-plated mesh construction.



optional night cover available. Model #361993. Consult factory for pricing.

15-lb. (6.8 kg) fat capacity!

FEATURES:

- Line cord included. CLEF10-120(-1) furnished with NEMA 5-15 plug, CLEF10-120M(-1) with NEMA 5-20 plug (meets Canadian requirements), CLEF10-240(-1) with NEMA 6-30 plug & cord for 208V or 240V use.
- Fry tanks are 10˝ x 14˝ *(254 x 356mm)* and are all-stainless steel deep-drawn one-piece construction, removable for easy cleaning or filtering of fat.
- Snap action thermostat complete with indicator light for accurate temperature control.
- Hi limit safety control provides total system shutdown in case of malfunction, and comes complete with reset button and indicator light.
- Heating elements are self-cleaning Incoloy® sheath for long life and high performance.
- 13¾˝-14¾˝ *(349-375mm)* working height, 19⅝˝-20⅝˝ *(499-524mm)* total height, and 60-cycle single-phase.

(•) MTS *(made to stock)* / ( ) MTO *(made to order)*

width x depth in.	width x depth mm	weight lbs.	weight kg	cu ft	electrical data*	**performance— french fries, raw-to-finish	WITH TWO 4˝ x 11˝ SINGLE-FRY BASKETS model #	WITH ONE 8½˝ x 9½˝ DOUBLE-FRY BASKET model #
16¾˝ x 24⅛˝	426 x 613	18	8.2	6.0	120V, 15A, 1800W	120V: 6 lbs. *(2.7 kg)*/hr	**CLEF10-120** •	**CLEF10-120-1**
16¾˝ x 24⅛˝	426 x 613	18	8.2	6.0	120V, 15A, 1800W	120V: 6 lbs. *(2.7 kg)*/hr	**CLEF10-120M** ***	**CLEF10-120M-1** ***
16¾˝ x 24⅛˝	426 x 613	18	8.2	6.0	208/240V, 19.8/22.9A, 4125/5500W	208V: 20 lbs. *(9.1 kg)*/hr 240V: 30 lbs. *(13.6 kg)*/hr	**CLEF10-240** ****•	**CLEF10-240-1** ****

* Based on single-phase 60-cycle electricity. Three-phase also available.
** Double the performance for pre-cooked convenience foods. Preheat to 350°F for 4½ minutes. Fryer performance is limited by the maximum available voltage in line.
*** Models #CLEF10-120M and CLEF10-120M-1 furnished with NEMA 5-20 plug—meets Canadian approval.
**** 240-volt models can be used for 208V or 240V operation.

REDHOTS® Chef's Line® Fryers - Double

see spec sheet **EG35.19**

NOTE: INTENDED FOR OTHER THAN HOUSEHOLD USE. THIS COMMERCIAL APPLIANCE MUST BE INSTALLED WITHIN SURROUNDINGS AND VENTILATION REQUIREMENTS AS DICTATED BY NATIONAL AND/OR LOCAL CODE.



Four fry baskets, nickel-plated, each 4″ x 11″ *(102 x 279mm)* heavy-plated mesh construction.



Optional night cover available. Two needed for double-tank unit. Model #361993. Consult factory for pricing.

30-lb. (13.6 kg) fat capacity!

FEATURES:

- Dual voltage: 208V and 240V.
- Designed for direct field wiring.
- Equipped with junction box for field wiring.
- Fry tanks are 10″ x 14″ *(254 x 356mm)* and are all-stainless steel deep-drawn one-piece construction, removable for easy cleaning or filtering of fat.
- Snap action thermostat complete with indicator light for accurate temperature control.
- Hi limit safety control provides total system shutdown in case of malfunction, and comes complete with reset button and indicator light.
- Heating elements are self-cleaning Incoloy® sheath for long life and high performance.
- 13¾″-14¾″ *(349-375mm)* working height, 19⅝″-20⅝″ *(499-524mm)* total height, and 60 cycle single phase.

(•) MTS *(made to stock)* / ( ) MTO *(made to order)*

width x depth in.	width x depth mm	weight lbs.	weight kg	cu ft	electrical data*	**performance— french fries, raw-to-finish	WITH FOUR 4″ x 11″ SINGLE-FRY BASKETS model #	WITH TWO 8½″ x 9½″ DOUBLE-FRY BASKETS model #
32″ x 24⅛″	813 x 613	89	40.4	12	208/240V, 39.6/45.8A, 8250/11000W	208V: 40 lbs. *(18.1 kg)*/hr 240V: 60 lbs. *(27.2 kg)*/hr	**CLEF102-240 *** •**	**CLEF102-240-1 *****

* Based on single-phase 60-cycle electricity. Three-phase also available.

** Double the performance for pre-cooked convenience foods. Preheat to 350°F for 4½ minutes. Fryer performance is limited by the maximum available voltage in line.

*** 240-volt models can be used for 208V or 240V operation.

REDHOTS® Bulb Warmers

see spec sheet **EG35.02**



BW-2-120 bulb warmer



BW-2-120I bulb warmer

FEATURES:

- Freestanding portable food warmers.
- Adjustable frame of heavy gauge steel with chrome finish, ensuring lasting beauty and durability.
- Two 250-watt infrared white bulbs, a 6′ *(1829mm)* 3-conductor cord fitting all standard 15-amp wall receptacles.
- 8″ *(203 mm)* high lamp shields constructed of polished aluminum, and chrome-plated bottom plate.
- The BW-2-120I comes with 20″ x 12″ x 2½″ *(508 x 305 x 64mm)* stainless steel pan and drain insert.
- Height adjusts from 19⅝″ to 27⅝″ *(499 to 702mm)*.
- 60 cycle single phase.

(•) MTS *(made to stock)* / ( ) MTO *(made to order)*

width x depth* in.	width x depth* mm	weight lbs.	weight kg	cu ft	electrical data	model #
14¾″ x 19¾″	375 x 400	14	6.4	3.6	120V, 4.2A, 500W	**BW-2-120 •**
14¾″ x 19¾″	375 x 400	18	8.2	3.6	120V, 4.2A, 500W	**BW-2-120I •**

*Dimensions of bottom plate.

Accessories/Replacements for Bulb Warmers

description	weight lbs.	weight kg	model #
20¾″ x 12¾″ x 2½″ *(527 x 324 x 64mm)* pan	3	1.4	**301669**
stainless steel drain insert	2	0.9	**301757**
red infrared bulb	1	0.5	**301759**
white infrared bulb	1	0.5	**301628**
white infrared shatter-proof Teflon-coated bulb	1	0.5	**360332**



pan with drain insert

100 Industrial Boulevard, Clayton, DE 19938-8903 U.S.A.
Phone: 800-441-8440 or 302-653-3000. Fax: 302-653-2065
http://www.eaglegrp.com

EAGLE GROUP
Profit from the Eagle Advantage®

REDHOTS® Heat Lamps

see spec sheet **EG35.23**



See page 268 for NEW Stainless Heat Lamps!

NOTE: 18″ (457mm) long units available in 208V only.
24″ to 108″ *(457 to 2743mm)* long units▲ available in 120V, 208V, or 240V voltage.
120″ to 144″ *(3048 to 3658mm)* long units▲ available in 208V or 240V only.

▲ For units 24″ to 144″ long: If 120V or 208V is desired, replace **"-240"** in model number with **"-120"** or **"-208"** (ex: RHHL-30-**120**).

Standard- and High-Watt Units

length			weight		STANDARD WATT, NO LIGHTS		STANDARD WATT, w/LIGHTS		HIGH WATT, NO LIGHTS		HIGH WATT, w/LIGHTS	
in.	mm	voltage	lbs.	kg	wattage	model #	wattage*	model #	wattage	model #	wattage*	model #
18″	457	208V	8	3.6	250W	**RHHL-18-208**	310W	**RHHL-18-208-L**	350W	**RHHL-18-208-H**	410W	**RHHL-18-208-H-L**
24″	610	240V	10	4.5	350W	**RHHL-24-240**	470W	**RHHL-24-240-L**	500W	**RHHL-24-240-H**	620W	**RHHL-24-240-H-L**
30″	762	240V	14	6.4	450W	**RHHL-30-240**	570W	**RHHL-30-240-L**	660W	**RHHL-30-240-H**	780W	**RHHL-30-240-H-L**
36″	914	240V	14	6.4	575W	**RHHL-36-240**	755W	**RHHL-36-240-L**	862.5W	**RHHL-36-240-H**	1042.5W	**RHHL-36-240-H-L**
42″	1067	240V	16	7.3	675W	**RHHL-42-240**	855W	**RHHL-42-240-L**	1025W	**RHHL-42-240-H**	1205W	**RHHL-42-240-H-L**
48″	1219	240V	21	9.5	800W	**RHHL-48-240**	1040W	**RHHL-48-240-L**	1200W	**RHHL-48-240-H**	1440W	**RHHL-48-240-H-L**
54″	1372	240V	23	10.4	925W	**RHHL-54-240**	1165W	**RHHL-54-240-L**	1250W	**RHHL-54-240-H**	1490W	**RHHL-54-240-H-L**
60″	1524	240V	25	11.3	1050W	**RHHL-60-240**	1350W	**RHHL-60-240-L**	1400W	**RHHL-60-240-H**	1700W	**RHHL-60-240-H-L**
66″	1676	240V	27	12.3	1160W	**RHHL-66-240**	1460W	**RHHL-66-240-L**	1560W	**RHHL-66-240-H**	1860W	**RHHL-66-240-H-L**
72″	1829	240V	30	13.6	1275W	**RHHL-72-240**	1635W	**RHHL-72-240-L**	1725W	**RHHL-72-240-H**	2085W	**RHHL-72-240-H-L**
84″	2134	240V	36	16.3	1500W	**RHHL-84-240**	1920W	**RHHL-84-240-L**	2050W	**RHHL-84-240-H**	2470W	**RHHL-84-240-H-L**
96″	2438	240V	38	17.2	1725W	**RHHL-96-240**	2205W	**RHHL-96-240-L**	2400W	**RHHL-96-240-H**	2880W	**RHHL-96-240-H-L**
108″	2743	240V	45	20.4	1850W	**RHHL-108-240**	2330W	**RHHL-108-240-L**	2500W	**RHHL-108-240-H**	2980W	**RHHL-108-240-H-L**
120″	3048	240V	52	23.6	2100W	**RHHL-120-240**	2640W	**RHHL-120-240-L**	2800W	**RHHL-120-240-H**	3340W	**RHHL-120-240-H-L**
132″	3353	240V	57	25.9	2320W	**RHHL-132-240**	2920W	**RHHL-132-240-L**	3120W	**RHHL-132-240-H**	3720W	**RHHL-132-240-H-L**
144″	3658	240V	60	27.2	2550W	**RHHL-144-240**	3210W	**RHHL-144-240-L**	3450W	**RHHL-144-240-H**	4110W	**RHHL-144-240-H-L**

Standard- and High-Watt Units with Remote - When ordering, please specify toggle or infinite switch. See chart at bottom of page.

length			weight		STANDARD WATT, NO LIGHTS		STANDARD WATT, w/LIGHTS		HIGH WATT, NO LIGHTS		HIGH WATT, w/LIGHTS	
in.	mm	voltage	lbs.	kg	wattage	model #	wattage*	model #	wattage	model #	wattage*	model #
18″	457	208V	8	3.6	250W	**RHHL-18-208-R**	310W	**RHHL-18-208-L-R**	350W	**RHHL-18-208-H-R**	410W	**RHHL-18-208-H-L-R**
24″	610	240V	10	4.5	350W	**RHHL-24-240-R**	470W	**RHHL-24-240-L-R**	500W	**RHHL-24-240-H-R**	620W	**RHHL-24-240-H-L-R**
30″	762	240V	14	6.4	450W	**RHHL-30-240-R**	570W	**RHHL-30-240-L-R**	660W	**RHHL-30-240-H-R**	780W	**RHHL-30-240-H-L-R**
36″	914	240V	14	6.4	575W	**RHHL-36-240-R**	755W	**RHHL-36-240-L-R**	862.5W	**RHHL-36-240-H-R**	1042.5W	**RHHL-36-240-H-L-R**
42″	1067	240V	16	7.3	675W	**RHHL-42-240-R**	855W	**RHHL-42-240-L-R**	1025W	**RHHL-42-240-H-R**	1205W	**RHHL-42-240-H-L-R**
48″	1219	240V	21	9.5	800W	**RHHL-48-240-R**	1040W	**RHHL-48-240-L-R**	1200W	**RHHL-48-240-H-R**	1440W	**RHHL-48-240-H-L-R**
54″	1372	240V	23	10.4	925W	**RHHL-54-240-R**	1165W	**RHHL-54-240-L-R**	1250W	**RHHL-54-240-H-R**	1490W	**RHHL-54-240-H-L-R**
60″	1524	240V	25	11.3	1050W	**RHHL-60-240-R**	1350W	**RHHL-60-240-L-R**	1400W	**RHHL-60-240-H-R**	1700W	**RHHL-60-240-H-L-R**
66″	1676	240V	27	12.3	1160W	**RHHL-66-240-R**	1460W	**RHHL-66-240-L-R**	1560W	**RHHL-66-240-H-R**	1860W	**RHHL-66-240-H-L-R**
72″	1829	240V	30	13.6	1275W	**RHHL-72-240-R**	1635W	**RHHL-72-240-L-R**	1725W	**RHHL-72-240-H-R**	2085W	**RHHL-72-240-H-L-R**
84″	2134	240V	36	16.3	1500W	**RHHL-84-240-R**	1920W	**RHHL-84-240-L-R**	2050W	**RHHL-84-240-H-R**	2470W	**RHHL-84-240-H-L-R**
96″	2438	240V	38	17.2	1725W	**RHHL-96-240-R**	2205W	**RHHL-96-240-L-R**	2400W	**RHHL-96-240-H-R**	2880W	**RHHL-96-240-H-L-R**
108″	2743	240V	45	20.4	1850W	**RHHL-108-240-R**	2330W	**RHHL-108-240-L-R**	2500W	**RHHL-108-240-H-R**	2980W	**RHHL-108-240-H-L-R**
120″	3048	240V	52	23.6	2100W	**RHHL-120-240-R**	2640W	**RHHL-120-240-L-R**	2800W	**RHHL-120-240-H-R**	3340W	**RHHL-120-240-H-L-R**
132″	3353	240V	57	25.9	2320W	**RHHL-132-240-R**	2920W	**RHHL-132-240-L-R**	3120W	**RHHL-132-240-H-R**	3720W	**RHHL-132-240-H-L-R**
144″	3658	240V	60	27.2	2550W	**RHHL-144-240-R**	3210W	**RHHL-144-240-L-R**	3450W	**RHHL-144-240-H-R**	4110W	**RHHL-144-240-H-L-R**

* Wattage listed includes output of the lights.

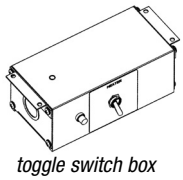

toggle switch box

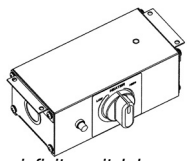

infinite switch box

Switch Boxes for Heat Lamps with Remote

applicable heat lamps	heat lamp lengths* in.	heat lamp lengths* mm	TOGGLE SWITCH BOXES FOR 120V*, 208V, and 240V HEAT LAMPS model #	INFINITE SWITCH BOXES FOR 120V * HEAT LAMPS model #	INFINITE SWITCH BOXES FOR 208V HEAT LAMPS model #	INFINITE SWITCH BOXES FOR 240V HEAT LAMPS model #
standard-watt units without lights	18″ - 96″	457 - 2438	**410301**	**411182**	**411172**	**410302**
(heat lamp model #s with suffix "**-R**")	108″ - 144″	2743 - 3658	**410303**	**411184**	**411174**	**410304**
standard-watt units with lights	18″ - 96″	457 - 2438	**410308**	**411185**	**411175**	**410305**
(heat lamp model #s with suffix "**-L-R**")	108″ - 144″	2743 - 3658	**410306**	**411187**	**411177**	**410307**
high-watt units without lights	18″ - 60″	457 - 1524	**410301**	**411182**	**411172**	**410302**
(heat lamp model #s with suffix "**-H-R**")	66″ - 144″	1676 - 3658	**410303**	**411184**	**411174**	**410304**
high-watt units with lights	18″ - 60″	457 - 1524	**410308**	**411185**	**411175**	**410305**
(heat lamp model #s with suffix "**-H-L-R**")	66″ - 144″	1676 - 3658	**410306**	**411187**	**411177**	**410307**

* 120-volt heat lamps available up to 108″-length.

NEW

REDHOTS® Stainless Heat Lamps

see spec sheet EG35.22

- Features stainless steel exterior housing, with interior aluminized reflector plate to focus heat.
- Single and double heat lamps available.



single unit without lights



double unit with lights

NOTE:
18″ (457mm) long units available in 208V only.
24″ to 108″ *(457 to 2743mm)* long units▲ available in 120V, 208V, or 240V voltage.
120″ to 144″ *(3048 to 3658mm)* long units▲ available in 208V or 240V only.

▲ For units 24″ to 144″ long: If 120V or 208V is desired, replace **"-240"** in model number with **"-120"** or **"-208"** (ex: SRHHL-30-**120**).

Single Heat Lamps

length			weight		STANDARD WATT, NO LIGHTS		STANDARD WATT, w/LIGHTS		HIGH WATT, NO LIGHTS		HIGH WATT, w/LIGHTS	
in.	mm	voltage	lbs.	kg	wattage	model #	wattage*	model #	wattage	model #	wattage*	model #
18″	457	208V	10	4.5	250W	**SRHHL-18-208**	310W	**SRHHL-18-208-L**	-	**-**	-	**-**
24″	610	240V	12	5.4	350W	**SRHHL-24-240**	470W	**SRHHL-24-240-L**	500W	**SRHHL-24-240-H**	620W	**SRHHL-24-240-H-L**
30″	762	240V	14	6.4	450W	**SRHHL-30-240**	570W	**SRHHL-30-240-L**	660W	**SRHHL-30-240-H**	780W	**SRHHL-30-240-H-L**
36″	914	240V	16	7.3	575W	**SRHHL-36-240**	755W	**SRHHL-36-240-L**	862.5W	**SRHHL-36-240-H**	1042.5W	**SRHHL-36-240-H-L**
42″	1067	240V	18	8.2	675W	**SRHHL-42-240**	855W	**SRHHL-42-240-L**	1025W	**SRHHL-42-240-H**	1205W	**SRHHL-42-240-H-L**
48″	1219	240V	21	9.5	800W	**SRHHL-48-240**	1040W	**SRHHL-48-240-L**	1200W	**SRHHL-48-240-H**	1440W	**SRHHL-48-240-H-L**
54″	1372	240V	23	10.4	925W	**SRHHL-54-240**	1165W	**SRHHL-54-240-L**	1250W	**SRHHL-54-240-H**	1490W	**SRHHL-54-240-H-L**
60″	1524	240V	25	11.3	1050W	**SRHHL-60-240**	1350W	**SRHHL-60-240-L**	1400W	**SRHHL-60-240-H**	1700W	**SRHHL-60-240-H-L**
66″	1676	240V	29	13.2	1160W	**SRHHL-66-240**	1460W	**SRHHL-66-240-L**	1560W	**SRHHL-66-240-H**	1860W	**SRHHL-66-240-H-L**
72″	1829	240V	32	14.5	1275W	**SRHHL-72-240**	1635W	**SRHHL-72-240-L**	1725W	**SRHHL-72-240-H**	2085W	**SRHHL-72-240-H-L**
84″	2134	240V	39	17.7	1500W	**SRHHL-84-240**	1920W	**SRHHL-84-240-L**	2050W	**SRHHL-84-240-H**	2470W	**SRHHL-84-240-H-L**
96″	2438	240V	41	18.6	1725W	**SRHHL-96-240**	2205W	**SRHHL-96-240-L**	2400W	**SRHHL-96-240-H**	2880W	**SRHHL-96-240-H-L**
108″	2743	240V	48	21.8	1850W	**SRHHL-108-240**	2330W	**SRHHL-108-240-L**	2500W	**SRHHL-108-240-H**	2980W	**SRHHL-108-240-H-L**
120″	3048	240V	55	30.0	2100W	**SRHHL-120-240**	2640W	**SRHHL-120-240-L**	2800W	**SRHHL-120-240-H**	3340W	**SRHHL-120-240-H-L**
132″	3353	240V	60	27.2	2320W	**SRHHL-132-240**	2920W	**SRHHL-132-240-L**	3120W	**SRHHL-132-240-H**	3720W	**SRHHL-132-240-H-L**
144″	3658	240V	64	29.0	2550W	**SRHHL-144-240**	3210W	**SRHHL-144-240-L**	3450W	**SRHHL-144-240-H**	4110W	**SRHHL-144-240-H-L**

Double Heat Lamps

length			weight		STANDARD WATT, NO LIGHTS		STANDARD WATT, w/LIGHTS		HIGH WATT, NO LIGHTS		HIGH WATT, w/LIGHTS	
in.	mm	voltage	lbs.	kg	wattage	model #	wattage*	model #	wattage	model #	wattage*	model #
18″	457	208V	14	6.4	500W	**SRHHL2-18-208**	560W	**SRHHL2-18-208-L**	-	**-**	-	**-**
24″	610	240V	17	7.7	700W	**SRHHL2-24-240**	820W	**SRHHL2-24-240-L**	1000W	**SRHHL2-24-240-H**	1120W	**SRHHL2-24-240-H-L**
30″	762	240V	20	9.1	900W	**SRHHL2-30-240**	1020W	**SRHHL2-30-240-L**	1320W	**SRHHL2-30-240-H**	1440W	**SRHHL2-30-240-H-L**
36″	914	240V	22	10.0	1150W	**SRHHL2-36-240**	1330W	**SRHHL2-36-240-L**	1725W	**SRHHL2-36-240-H**	1905W	**SRHHL2-36-240-H-L**
42″	1067	240V	25	11.3	1350W	**SRHHL2-42-240**	1530W	**SRHHL2-42-240-L**	2050W	**SRHHL2-42-240-H**	2230W	**SRHHL2-42-240-H-L**
48″	1219	240V	29	13.2	1600W	**SRHHL2-48-240**	1840W	**SRHHL2-48-240-L**	2400W	**SRHHL2-48-240-H**	2640W	**SRHHL2-48-240-H-L**
54″	1372	240V	32	14.5	1850W	**SRHHL2-54-240**	2090W	**SRHHL2-54-240-L**	2500W	**SRHHL2-54-240-H**	2740W	**SRHHL2-54-240-H-L**
60″	1524	240V	35	15.9	2100W	**SRHHL2-60-240**	2400W	**SRHHL2-60-240-L**	2800W	**SRHHL2-60-240-H**	3100W	**SRHHL2-60-240-H-L**
66″	1676	240V	41	18.6	2320W	**SRHHL2-66-240**	2620W	**SRHHL2-66-240-L**	3120W	**SRHHL2-66-240-H**	3420W	**SRHHL2-66-240-H-L**
72″	1829	240V	45	20.4	2550W	**SRHHL2-72-240**	2910W	**SRHHL2-72-240-L**	3450W	**SRHHL2-72-240-H**	3810W	**SRHHL2-72-240-H-L**
84″	2134	240V	55	30.0	3000W	**SRHHL2-84-240**	3420W	**SRHHL2-84-240-L**	4100W	**SRHHL2-84-240-H**	4520W	**SRHHL2-84-240-H-L**
96″	2438	240V	57	25.9	3450W	**SRHHL2-96-240**	3930W	**SRHHL2-96-240-L**	4800W	**SRHHL2-96-240-H**	5280W	**SRHHL2-96-240-H-L**
108″	2743	240V	67	30.4	3700W	**SRHHL2-108-240**	4180W	**SRHHL2-108-240-L**	5000W	**SRHHL2-108-240-H**	5480W	**SRHHL2-108-240-H-L**
120″	3048	240V	77	34.9	4200W	**SRHHL2-120-240**	4740W	**SRHHL2-120-240-L**	5600W	**SRHHL2-120-240-H**	6140W	**SRHHL2-120-240-H-L**
132″	3353	240V	84	38.1	4640W	**SRHHL2-132-240**	5240W	**SRHHL2-132-240-L**	6240W	**SRHHL2-132-240-H**	6840W	**SRHHL2-132-240-H-L**
144″	3658	240V	90	40.8	5100W	**SRHHL2-144-240**	5760W	**SRHHL2-144-240-L**	6900W	**SRHHL2-144-240-H**	7560W	**SRHHL2-144-240-H-L**

* Wattage listed includes output of the lights.

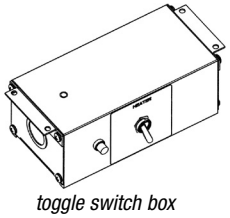

toggle switch box

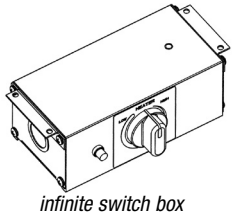

infinite switch box

Optional Remote Switch Boxes for Stainless Heat Lamps

To order, add suffix "**-R**" to end of model number (ex: SRHHL-108-240-H-L-**R**). Available with toggle switch or infinite switch. Please specify toggle or infinite switch when ordering. See chart at bottom of page 267.

100 Industrial Boulevard, Clayton, DE 19938-8903 U.S.A.
Phone: 800-441-8440 or 302-653-3000. Fax: 302-653-2065
http://www.eaglegrp.com

EAGLE GROUP
Profit from the Eagle Advantage®

REDHOTS® Display Lights

see spec sheet **EG35.09**



FEATURES:

- Exterior extruded aluminum housing with mirror finish reflector for maximum brightness.
- Designed for field wiring.
- Lighted rocker switch.
- Includes bulbs with shatter-proof Teflon coating.
- Can be chain-mounted from ceiling or mounted under a shelf.

Note: For Display Lights with cord/plug, add suffix **"-CP"** to model number. **Example RHDL-30-I-CP**. Consult factory for pricing.

length			weight		Built-In Switch		Remote Switch	
					max.		max.	
in.	mm	voltage	lbs.	kg	wattage	model #	wattage	model #
18″	457	120V	5	2.3	60W	**RHDL-18-I**	60W	**RHDL-18-I-R**
24″	610	120V	5	2.3	120W	**RHDL-24-I**	120W	**RHDL-24-I-R**
30″	762	120V	6	2.7	120W	**RHDL-30-I**	120W	**RHDL-30-I-R**
36″	914	120V	7	3.2	180W	**RHDL-36-I**	180W	**RHDL-36-I-R**
42″	1067	120V	8	3.6	180W	**RHDL-42-I**	180W	**RHDL-42-I-R**
48″	1219	120V	9	4.1	240W	**RHDL-48-I**	240W	**RHDL-48-I-R**
54″	1372	120V	12	5.4	240W	**RHDL-54-I**	240W	**RHDL-54-I-R**
60″	1524	120V	13	5.9	300W	**RHDL-60-I**	300W	**RHDL-60-I-R**
66″	1676	120V	14	6.4	300W	**RHDL-66-I**	300W	**RHDL-66-I-R**
72″	1829	120V	16	7.3	360W	**RHDL-72-I**	360W	**RHDL-72-I-R**

Ideal for lighting up food prep, holding, and display areas.

REDHOTS® Countertop Food Warmers

see spec sheet **EG35.00**

FEATURES:

- Infinite controls.
- Highly polished stainless steel exterior ensures lasting beauty and durability.



model #1220FWD-120 shown with optional food pan



model #11QFW-120 "soup warmer"

Meets the highest standards of construction.

(•) MTS *(made to stock)* / ( ) MTO *(made to order)*

ALL ITEMS ON THIS PAGE CAN BE SHIPPED UPS

…with 12″ x 20″ *(305 x 508mm)* Well(s)

- Deep drawn type 304 stainless steel 12″ x 20″ *(305 x 508mm)* openings, providing wet or dry operation. 11″ *(279mm)* height.

width x depth		weight		cu	# of	120-VOLT MODELS		208-VOLT MODELS		240-VOLT MODELS	
in.	mm	lbs.	kg	ft	wells	electrical data	model #	electrical data	model #	electrical data	model #
14¼″ x 22⅛″	362 x 562	24	10.9	3.4	1	120V, 6.3A, 750W	**1220FWE-120** •	208V, 3.4A, 712W	**1220FWE-208**	240V, 3.1A, 750W	**1220FWE-240**
14¼″ x 22⅛″	362 x 562	24	10.9	3.4	1	120V, 10A, 1200W	**1220FWD-120** •	208V, 5.8A, 1200W	**1220FWD-208**	240V, 5.0A, 1200W	**1220FWD-240**
29 9/16″ x 22 9/16″	741 x 573	54	24.5	9.9	2	120V, 15A, 1800W	**1220FW2-120**	208V, 8.7A, 1800W	**1220FW2-208**	240V, 7.9A, 1900W	**1220FW2-240**

…with Round Well

- Also known as "soup warmers". Round well holds 7 qts. *(6.6 liters)* or 11 qts. *(10.4 liters)* round inset. 10¾″ *(273mm)* height. To order round inset, see page 277.

width x depth		weight		cu	120-VOLT MODELS		208-VOLT MODELS		240-VOLT MODELS	
in.	mm	lbs.	kg	ft	electrical data	model #	electrical data	model #	electrical data	model #
12″ x 12″	305 x 305	18	8.2	1.3	120V, 4.6A, 550W	**7QFW-120** •	208V, 2.4A, 495W	**7QFW-208**	240V, 2.8A, 660W	**7QFW-240**
14¾″ x 16¾″	375 x 426	32	14.5	3.4	120V, 4.6A, 550W	**11QFW-120** •	208V, 2.4A, 495W	**11QFW-208**	240V, 2.8A, 660W	**11QFW-240**

REDHOTS® Countertop Cooker/Warmers

see spec sheet EG35.01



model #1220CWD-120 with optional food pan



model #11QCW-120 with optional inset

FEATURES:

- Exterior body is stainless steel.
- Thermostatically controlled and offers a degree range setting from 100° to 450°F in 50° increments.
- Degree range is 100° to 212° with wet usage, 100° to 450°F with dry usage.

(•) MTS *(made to stock)* / ( ) MTO *(made to order)*

Among the most versatile of countertop equipment. Capable of cooking, warming or serving.

…with 12″ x 20″ *(305 x 508mm)* Well

- Deep drawn type 304 stainless steel 12″ x 20″ *(305 x 508mm)* openings, providing wet or dry operation. 11″ *(279mm)* height.

width x depth		weight		cu	120-VOLT MODELS		208-VOLT MODELS		240-VOLT MODELS	
in.	mm	lbs.	kg	ft	electrical data	model #	electrical data	model #	electrical data	model #
14¼″ x 22⅛″	362 x 562	32	14.5	3.4	120V, 10A, 1200W	**1220CWD-120•**	208V, 5.8A, 1200W	**1220CWD-208**	240V, 5A, 1200W	**1220CWD-240**

…with Round Well

- These units hold one 11 qt. *(10.4 liter)* round inset. 12½″ *(318mm)* height. To order round inset, see page 276.

width x depth		weight		cu	120-VOLT MODELS		208-VOLT MODELS		240-VOLT MODELS	
in.	mm	lbs.	kg	ft	electrical data	model #	electrical data	model #	electrical data	model #
14¾″ x 16¹⁄₁₆″	372 x 424	20	9.0	3.4	120V, 6.3A, 750W	**11QCW-120•**	208V, 2.7A, 562W	**11QCW-208**	240V, 3.1A, 750W	**11QCW-240**

All specifications are subject to change without notice. New York M.E.A. No. 376-84-E

Accessories for REDHOTS® Food Warmers & Cooker/Warmers

see spec sheets EG35.00 EG35.01

Note: For additional accessories, including round insets and lids, see page 277.

(•) MTS *(made to stock)* / ( ) MTO *(made to order)*

Adapter Tops

description	weight lbs.	weight kg	model #
two 8½″ *(216mm)* diameter inserts, each for 7 qts. *(6.6 liters)*	4	1.8	**501600 •**
one 8½″ *(216mm)* diameter insert for 7 qts *(6.6 liters)*, and one 10½″ *(267mm)* diameter insert for 11 qts. *(10.4 liters)*	4	1.8	**501912 •**
one 6½″ *(165mm)* diameter insert for 4 qts *(3.8 liters)*, and one 10½″ *(267mm)* diameter insert for 11 qts. *(10.4 liters)*	4	1.8	**501913**
one 6½″ *(165mm)* diameter insert for 4 qts *(3.8 liters)*, and one 8½″ *(216mm)* diameter insert for 7 qts *(6.6 liters)*	4	1.8	**501915**
three 6½″ *(165mm)* diameter inserts, each for 4 qts *(3.8 liters)*	4	1.8	**501914 •**



model #501600 2-pot adapter top



model #501912 2-pot adapter top



model #501913 2-pot adapter top



model #501915 2-pot adapter top



model #501914 3-pot adapter top

Pass-Thru Heated Drawers

see product announcement EG35.14



front of unit shown with drawer in the closed position

All units are 450 watts!

FEATURES:

- Handles and controls are provided on both sides of drawer for functionality from either side.
- Heavy gauge stainless steel interior and exterior with 1½″ *(38mm)* fiberglass insulation.
- Food-grade silicone rubber gaskets provide sealing around the drawer fronts to help boost efficiency.
- Stainless steel liners that accept standard full-size and fractional steam table pans up to 6″ *(152mm)* deep.
- Standard black 4″ *(102mm)* adjustable non-marking feet.

width x depth*		weight		voltage,	Left Hand Cord	Right Hand Cord
in.	mm	lbs.	kg	amps	model #	model#
30⅜″ x 23″	772 x 584	158	71.7	120V, 3.75A	**DWP-1L-120**	**DWP-1R-120**
30⅜″ x 23″	772 x 584	158	71.7	240V, 1.88A	**DWP-1L-240**	**DWP-1R-240**

* Overall depth, including handles, is 25-5/8″ (651mm).

100 Industrial Boulevard, Clayton, DE 19938-8903 U.S.A.
Phone: 800-441-8440 or 302-653-3000. Fax: 302-653-2065
http://www.eaglegrp.com

EAGLE GROUP
Profit from the Eagle Advantage®

REDHOTS® Electric Fryers

see spec sheet EG35.03

NOTE: INTENDED FOR OTHER THAN HOUSEHOLD USE. THIS COMMERCIAL APPLIANCE MUST BE INSTALLED WITHIN SURROUNDINGS AND VENTILATION REQUIREMENTS AS DICTATED BY NATIONAL AND/OR LOCAL CODE.



single tank electric fryer



double tank electric fryer

FEATURES:

- Fry tanks are 10″ x 14″ *(254 x 356mm)* and are all-stainless steel deep-drawn one-piece construction, removable for easy cleaning or filtering of fat.
- Snap action thermostat comes complete with indicator light for accurate temperature control.
- Hi limit safety control provides total system shutdown in case of malfunction and comes complete with reset button and indicator light.
- Heating elements are self-cleaning Incoloy® for long life and high performance.
- All baskets are heavy-plated mesh construction.
- Body construction features highly polished stainless steel.
- All units are 10⅝″ *(270mm)* working height, 15⅜″ *(391mm)* total height, and 60 cycle single phase.

For information on griddle stands, refer to page 143.

(•) MTS *(made to stock)* / ( ) MTO *(made to order)*

Single Tank—15 lb. *(6.8kg)* capacity

- Line cord and plug included. EF10-120(-1) furnished with NEMA 5-15 plug. EF10-120M(-1) furnished with NEMA 5-20 plug, which meets Canadian requirements. EF10-240(-1) furnished with NEMA 6-30 plug and cord for 208- or 240-volt application.

width x depth in.	width x depth mm	weight lbs.	weight kg	cu ft	electrical data	performance* – french fries, raw-to-finish	WITH TWO 4″ x 11″ SINGLE-FRY BASKETS model #	WITH ONE 8½″ x 9½″ DOUBLE-FRY BASKET model #
12″ x 19¼″	305 x 489	30	13.6	4.0	120V, 15A, 1800W	120V: 6 lbs. *(2.7 kg)*/hr	**EF10-120•**	**EF10-120-1**
12″ x 19¼″	305 x 489	30	13.6	4.0	120V, 15A, 1800W	120V: 6 lbs. *(2.7 kg)*/hr	**EF10-120M**	**EF10-120M-1**
12″ x 19¼″	305 x 489	30	13.6	4.0	208/240V, 19.8/22.9A, 4125/5500W	208V: 20 lbs. *(9.1 kg)*/hr 240V: 30 lbs. *(13.6 kg)*/hr	**EF10-240•**	**EF10-240-1**

Double Tank—30 lb. *(13.6kg)* capacity

- Dual voltage: 208V and 240V.
- Designed for direct field wiring.

width x depth in.	width x depth mm	weight lbs.	weight kg	cu ft	electrical data	performance* – french fries, raw-to-finish	WITH FOUR 4″ x 11″ SINGLE-FRY BASKETS model #	WITH TWO 8½″ x 9½″ DOUBLE-FRY BASKETS model #
25″ x 19¼″	635 x 489	60	27.2	8.0	208/240V, 39.6/45.8A, 8250/11000W	208V: 40 lbs. *(18.1 kg)*/hr 240V: 60 lbs. *(27.2 kg)*/hr	**EF102-240•**	**EF102-240-1**

* Double the performance for pre-cooked convenience foods. Preheat to 350°F for 4½ minutes. Fryer performance is limited by the maximum available voltage in line.

All specifications are subject to change without notice. New York M.E.A. No. 449-84-E

Accessories/Replacements for Electric Fryers

description	weight lbs	weight kg	model #
replacement basket, left side, for single-tank fryers only	2	0.9	**307543**
replacement basket, right side, for single-tank fryers only	2	0.9	**307546**
2½″ *(64mm)* high legs, set of four	1	0.5	**309197**
double-fry basket, 8½″ x 9½″ x 4″ *(216 x 241 x 102mm)*	4	1.8	**309781**
divider for double-tank fryer	4	1.8	**340859**
night cover – two required for double-tank model	6	2.7	**361673**



double fry basket

REDHOTS® Heated Drawers

see spec sheets EG35.15 EG35.16

Ideal for crisp or moist foods.



1-tier freestanding unit



2-tier built-in unit



3-tier freestanding unit with optional casters

Receptacle Configurations Required for Freestanding Units

For 120V Units	For 240V Units
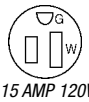	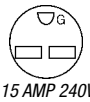
15 AMP 120V	*15 AMP 240V*
furnished with NEMA 5-15 plug	furnished with NEMA 6-15 plug

FEATURES:

- Freestanding styles feature 72″ *(1829mm)* three wire grounded cord.
- Built-in styles feature 4´ *(1219mm)* flexible conduit for field termination to a junction box.
- Heavy duty stainless steel construction with 1½″ *(38mm)* fiberglass insulation.
- Drawer liners are 12″ *(305mm)* front-to-back, 20″ *(508mm)* side-to-side, and 6½″ *(165mm)* deep.
- Individual recessed thermostat control and indicator lamp for each drawer.
- Heating element configuration heats quickly and evenly from 100˚ to 200˚F.
- Adjustable louvers on each drawer retain ideal product moisture levels.
- Drawers are interchangeable and include stainless steel liners that accept standard full-size and fractional steam table pans up to 6″ *(152mm)* deep.
- 4″ *(102mm)* adjustable non-marking feet.

Note: **Perforated well pan bottom available.** For use if water was to be in the bottom and buns or rolls on top. Fits inside stainless steel spillage pan insert. One per drawer as required. **Model #: DW-PERF.**

4″ *(102mm)* diameter casters available for freestanding models. Set of four. **Model #: DW-C4.**

Replacement drawer liner available for all models. **Model #: 331160.**

Consult factory for pricing.

New York M.E.A. No. 246-02-E

(•) MTS *(made to stock)* / ( ) MTO *(made to order)*

1-Drawer Units…

electrical data	weight lbs.	weight kg	…with Narrow Width: FREESTANDING * model #	…with Narrow Width: BUILT-IN** model #	…with Wide Width: FREESTANDING*** model #	…with Wide Width: BUILT-IN**** model #
120V, 3.75A, 450W	143	64.9	**DWN-1-120**	**DWN-1BI-120**	**DWW-1-120**	**DWW-1BI-120**
240V, 1.88A, 450W	143	64.9	**DWN-1-240**	**DWN-1BI-240**	**DWW-1-240**	**DWW-1BI-240**

* 21″ W x 27¾″ D x 16¼″ H *(533 x 705 x 413mm)* overall dimensions
** 21¾″ W x 26⅝″ D x 10⅞″ H *(553 x 676 x 276mm)* cutout dimensions
*** 29″ W x 23¼″ D x 16¼″ H *(737 x 591 x 413mm)* overall dimensions
**** 29¾″ W x 23⅜″ D x 10⅞″ H *(756 x 606 x 276mm)* cutout dimensions

2-Drawer Units

electrical data	weight lbs.	weight kg	…with Narrow Width: FREESTANDING * model #	…with Narrow Width: BUILT-IN** model #	…with Wide Width: FREESTANDING*** model #	…with Wide Width: BUILT-IN**** model #
120V, 7.5A, 900W	182	82.6	**DWN-2-120**	**DWN-2BI-120**	**DWW-2-120**	**DWW-2BI-120**
240V, 3.75A, 900W	182	82.6	**DWN-2-240**	**DWN-2BI-240**	**DWW-2-240**	**DWW-2BI-240**

* 21″ W x 27¾″ D x 26⅝″ H *(533 x 705 x 676mm)* overall dimensions
** 21¾″ W x 26⅝″ D x 21¾″ H *(553 x 676 x 553mm)* cutout dimensions
*** 29″ W x 23¼″ D x 26⅝″ H *(737 x 591 x 676mm)* overall dimensions
**** 29¾″ W x 23⅜″ D x 21¾″ H *(756 x 606 x 553mm)* cutout dimensions

3-Drawer Units

electrical data	weight lbs.	weight kg	…with Narrow Width: FREESTANDING * model #	…with Narrow Width: BUILT-IN** model #	…with Wide Width: FREESTANDING*** model #	…with Wide Width: BUILT-IN**** model #
120V, 11.25A, 1350W	268	121.6	**DWN-3-120**	**DWN-3BI-120**	**DWW-3-120**	**DWW-3BI-120**
240V, 5.63A, 1350W	268	121.6	**DWN-3-240**	**DWN-3BI-240**	**DWW-3-240**	**DWW-3BI-240**

* 21″ W x 27¾″ D x 37″ H *(533 x 705 x 940mm)* overall dimensions
** 21¾″ W x 26⅝″ D x 32⅝″ H *(553 x 676 x 829mm)* cutout dimensions
*** 29″ W x 23¼″ D x 37″ H *(737 x 591 x 940mm)* overall dimensions
**** 29¾″ W x 23⅜″ D x 32⅝″ H *(756 x 606 x 829mm)* cutout dimensions

100 Industrial Boulevard, Clayton, DE 19938-8903 U.S.A.
Phone: 800-441-8440 or 302-653-3000. Fax: 302-653-2065
http://www.eaglegrp.com

EAGLE GROUP
Profit from the Eagle Advantage®

Sealed Well Hot Food Gang Drop-In Units

see spec sheet **EG35.12**

NSF c UL us



Designed for installation into a counter fixture.

Note: 240V units shown as "240T6" *(example: SGDI-1-240T6)* may be operated at 208V. This will reduce available amperage and wattage by 25%.

AutoFill®* automatic water fill system available for 2- to 6-well models with drain. **NSF- and UL-approved.** To order, replace prefix **"SGDI"** in model number with prefix **"SGDIA". Example: SGDIA-2-240T-D**. Consult factory for pricing.

FEATURES:

- Completely wired and ready for installation.
- Well openings accommodate 12″ x 20″ *(308 x 508mm)* pans up to 6″ *(152mm)* deep.
- Wet or dry operation.
- Wired for single-phase operation, and can easily be converted for three-phase operation in the field—except on one-well units.
- Top constructed of heavy-gauge 300 series stainless steel.
- The body is enclosed with galvanized steel and lined by 2″ *(51mm)* of fiberglass thermal wool insulation.
- The bottom is easily removed for servicing.
- All units are supplied with a front-mounted control panel.
- Individual thermostatic control with a positive "Off" position and an amber light to signal a power-on condition.
- Control knobs are recessed into a one-piece, front-mounted control panel.
- The flexible conduit connecting the body enclosure and control panel is 24″ *(610mm)* on all models except one-well units, which have a 36″ *(914mm)* flexible conduit.
- All wiring terminates in a junction box.
- Units ordered with drains are connected by ¾″ *(19mm)* diameter copper pipe and fittings to a single ball valve.
- Units with multiple wells are designed so the valve can be mounted to the operator's left or right with the drains closest to the operator.
- Valve is shipped loose, to be field-installed.

no. wells	width x depth in.	width x depth mm	weight lbs.	weight kg	cu ft	cutout dimensions* for control panels in.	cutout dimensions* for control panels mm	cutout dimensions for drop-in unit in.	cutout dimensions for drop-in unit mm	electrical data**	without drain model #	with drain*** model #
1	18″ x 26″	457 x 660	21	9.5	3.0	5″ x 8″	127 x 203	16⅜″ x 23⅜″	416 x 594	120V, 1200W, 10.0A 240V, 1200W, 5.0A 240V, 1600W, 6.7A	**SGDI-1-120T** **SGDI-1-240T** **SGDI-1-240T6**	**SGDI-1-120T-D** **SGDI-1-240T-D** **SGDI-1-240T6-D**
2	32″ x 26″	813 x 660	51	23.1	6.0	5″ x 17″ *	127 x 432	30⅜″ x 23⅜″	772 x 594	120V, 2400W, 20.0A 240V, 2400W, 10.0A 240V, 3200W, 13.3A	**SGDI-2-120T** **SGDI-2-240T** **SGDI-2-240T6**	**SGDI-2-120T-D*** **SGDI-2-240T-D*** **SGDI-2-240T6-D***
3	46″ x 26″	1168 x 660	71	32.2	8.0	5″ x 17″ *	127 x 432	44⅜″ x 23⅜″	1127 x 594	120V, 3600W, 30.0A 240V, 3600W, 15.0A 240V, 4800W, 20.0A	**SGDI-3-120T** **SGDI-3-240T** **SGDI-3-240T6**	**SGDI-3-120T-D*** **SGDI-3-240T-D*** **SGDI-3-240T6-D***
4	60″ x 26″	1524 x 660	91	42.3	11.0	5″ x 33⅞″	127 x 860	57⅞″ x 23⅜″	1470 x 594	240V, 4800W, 20.0A 240V, 6400W, 26.7A	**SGDI-4-240T** **SGDI-4-240T6**	**SGDI-4-240T-D** **SGDI-4-240T6-D**
5	74″ x 26″	1880 x 660	111	50.4	13.5	5″ x 33⅞″	127 x 860	71⅜″ x 23⅜″	1813 x 594	240V, 6000W, 25.0A 240V, 8000W, 33.4A	**SGDI-5-240T** **SGDI-5-240T6**	**SGDI-5-240T-D** **SGDI-5-240T6-D**
6	86½″ x 26″	2197 x 660	131	59.4	16.0	5″ x 33⅞″	127 x 860	85⅜″ x 23⅜″	2169 x 594	240V, 7200W, 30.0A 240V, 9600W, 40.0A	**SGDI-6-240T** **SGDI-6-240T6**	**SGDI-6-240T-D** **SGDI-6-240T6-D**

* These cutout dimensions are for standard units only. When optional AutoFill® is installed to 2- and 3-well units with drain *(noted in chart)*, cutout dimensions for control panel are 5″ x 23⅝″ *(127 x 600mm)*. On 4-, 5-, and 6-well units, cutout dimensions for control panel remain as listed (AutoFill® not available for 1-well units).

** Total watts and total amperage indicated in electrical data.

***Plumbing available only on units with drain.

Electric Hot Food Gang Drop-In Units

see spec sheet EG35.13



model # GDI-2-240



model # GDI-3-240 unit

FEATURES:

- Top constructed of heavy-gauge stainless steel with 1″ *(25mm)* overhang on all four sides with reinforced angles.
- Infinite control offers high and low selections along with eight other temperature settings.
- Each heat compartment accommodates a 12″ x 20″ *(305 x 508mm)* food pan and is furnished with a 750-watt exposed rectangular shaped heating element.
- All wiring terminates within junction box.
- Units are design for field wiring by others.

Note: NOT UL-RECOGNIZED FOR CANADA.

Replacement Recessed Control Panels

Stainless steel construction. Punched.

description, cutout dimensions	model #
double, 8⅜″ x 2¹¹⁄₁₆″ *(213 x 68mm)*	**305173**
triple, 11¹³⁄₁₆″ x 2¹¹⁄₁₆″ *(300 x 68mm)*	**305174**

# of pan openings	# of panels	fits cutout measuring in.	fits cutout measuring mm	type of remote control panel(s), and cutout dimensions	electrical data	model #
2	1	23⅝″ x 30¾″	592 x 781	double, 8⅜″ x 2¹¹⁄₁₆″ *(213 x 68mm)*	240V, 6.25A, 1500W,	**GDI-2-240**
3	1	23⅝″ x 46⅛″	592 x 1172	triple, 11¹³⁄₁₆″ x 2¹¹⁄₁₆″ *(300 x 68mm)*	240V, 9.38A, 2250W	**GDI-3-240**
4	2	23⅝″ x 61½″	592 x 1562	double, 8⅜″ x 2¹¹⁄₁₆″ *(213 x 68mm)*	240V, 12.5A, 3000W	**GDI-4-240**
5	2	23⅝″ x 76⅞″	592 x 1953	double, 8⅜″ x 2¹¹⁄₁₆″ *(213 x 68mm)*; & triple, 11¹³⁄₁₆″ x 2¹¹⁄₁₆″ *(300 x 68mm)*	240V, 15.6A, 3750W	**GDI-5-240**

NOTE: 240-volt units will not allow field wiring to 208 volts. 208-volt models available. To order, replace suffix **"-240"** with **"-208"**.
Example: GDI-2-208

Spillage Pans required for wet operation. Deep-drawn, fully coved. 6-1/2″ deep.

For stainless steel pan: **Model #302027**.

For aluminum pan: **Model #304141**.

Consult factory for pricing.

Drop-In Style Food Warmers - Round

see spec sheet EG35.10



7-qt. (6.6 liters) drop-in style food warmer

Consult factory for pricing and availability of UL listed models

FEATURES:

- Designed to accept either a 7-qt. *(6.6 liter)* or 11-qt. *(10.4 liter)* round inset.
- One-piece deep-drawn 18-8 stainless steel.
- Thermostatic or infinite control, indicator light and die stamped recessed control panel.
- Heating element securely clamped to underside allowing for service through bottom.

Note: Replacement **Recessed Control Panels** and **Drain Valve Extensions** available. See page 275.

Note: NOT UL-RECOGNIZED FOR CANADA.

7-qt. *(6.6 liters)* Capacity — Cutout diameter: 8¾″ *(222mm)*.

diameter x height in.	diameter x height mm	weight lbs.	weight kg	cu ft	electrical data	INFINITE model #	THERMOSTATIC* model #
10½″ x 8½″	267 x 216	8	3.6	1.0	120V, 4.6A, 550W	**7QDI-120** **7QDI-120D** **	**7QDI-120T** **7QDI-120TD** **
10½″ x 8½″	267 x 216	8	3.6	1.0	208/240V, 2.4/2.8A, 500/660W	**7QDI-240** **7QDI-240D** **	n/a n/a

11-qt. *(10.4 liters)* Capacity — Cutout diameter: 10¾″ *(273mm)*.

diameter x height in.	diameter x height mm	weight lbs.	weight kg	cu ft	electrical data	INFINITE model #	THERMOSTATIC* model #
12½″ x 8½″	318 x 216	14	6.4	1.4	120V, 4.6A, 550W	**11QDI-120** **11QDI-120D****	**11QDI-120T** **11QDI-120TD****
12½″ x 8½″	318 x 216	14	6.4	1.4	208/240V, 2.4/2.8A, 500/660W	**11QDI-240** **11QDI-240D****	n/a n/a

* Thermostatic models available with 72″ *(1829mm)* capillary. To order, add suffix **"-72". Example: 7QDI-120-72**
** Comes with drain.

Mounting Plates for Laminated Plastic or Wood Countertops



mounting plate

description	model #
for 7-qt. *(6.6 liters)*	**7QP**
for 11-qt. *(10.4 liters)*	**11QP**

100 Industrial Boulevard, Clayton, DE 19938-8903 U.S.A.
Phone: 800-441-8440 or 302-653-3000. Fax: 302-653-2065
http://www.eaglegrp.com

EAGLE GROUP
Profit from the Eagle Advantage®

Drop-In Style Food Warmers Rectangular

see spec sheet EG35.11



top mount…
cutout size: 12½″ x 20½″
(318 x 521mm)



…bottom mount…
cutout size: 12″ x 20″
(305 x 508mm)



…insulated bottom mount
cutout size: 12″ x 20″
(305 x 508mm)

FEATURES:

- Constructed of one piece deep-drawn 304 series 18-8 stainless steel with coved corners.
- Heating element securely clamped to underside, allowing for service through bottom.
- The insulated bottom mount hot food units feature exterior wrapper of galvanized steel fully insulated with dense fiberglass. 9″ *(229mm)* height.
- Models with suffix **"-D"** come with drain.

(•) MTS *(made to stock)* / ( ) MTO *(made to order)*

Note: NOT UL-RECOGNIZED FOR CANADA.

Infinite Controls

- Infinite control offers high and low selections along with eight other temperature settings.

width x depth in.	mm	weight lbs.	kg	cu ft	electrical data	Top Mount model #	Bottom Mount model #	Insulated Bottom MT model #
13⅞″ x 21⅞″	352 x 556	19	8.6	1.7	120V, 1200W, 10.0A	**TM1220FW-120** **TM1220FW-120-D**	**BM1220FW-120** **BM1220FW-120-D**	**BM1220FW-120I** **BM1220FW-120I-D**
13⅞″ x 21⅞″	352 x 556	19	8.6	1.7	240V, 1200W, 5.0A	**TM1220FW-240** **TM1220FW-240-D**	**BM1220FW-240** **BM1220FW-240-D**	**BM1220FW-240I** **BM1220FW-240I-D**

Thermostat Controls

- Thermostatic control—snap acting type—degree range of 86˚ to 550˚F for rapid heat recovery.

width x depth in.	mm	weight lbs.	kg	cu ft	electrical data	Top Mount model #	Bottom Mount model #	Insulated Bottom MT model #
13⅞″ x 21⅞″	352 x 556	19	8.6	1.7	120V, 1200W, 10.0A	**TM1220FW-120T** **TM1220FW-120T-D** •	**BM1220FW-120T** **BM1220FW-120T-D**	**BM1220FW-120TI** **BM1220FW-120TI-D**
13⅞″ x 21⅞″	352 x 556	19	8.6	1.7	240V, 1200W, 5.0A	**TM1220FW-240T** **TM1220FW-240T-D**	**BM1220FW-240T** **BM1220FW-240T-D**	**BM1220FW-240TI** **BM1220FW-240TI-D**
13⅞″ x 21⅞″	352 x 556	19	8.6	1.7	208/240V, 1200/1600W, 5.8/6.6A	**TM1220FW-240T6** **TM1220FW-240T6-D** •	**BM1220FW-240T6** **BM1220FW-240T6-D**	**BM1220FW-240TI6** **BM1220FW-240TI6-D**
13⅞″ x 21⅞″	352 x 556	19	8.6	1.7	208/240/277V, 900/1200/1600W 4.3/5.0/5.8A	**TM1220FW-277T** **TM1220FW-277T-D**	**BM1220FW-277T** **BM1220FW-277T-D**	**BM1220FW-277TI** **BM1220FW-277TI-D**

Top Mounting Plates for Laminated Plastic or Wood Countertops

description	model #
for top mount units	**TMP**

For Round Drop-Ins (page 274) and Rectangular Drop-Ins (top of this page)…

Replacement Recessed Control Panels

Stainless steel construction. Available for OEM installations or other applications.



punched

description	cutout dimensions in.	mm	PUNCHED model #	NOT PUNCHED model #
single	5 1/16″ x 2 1/16″	129 x 68	**305198**	**305197**

Drain Valve Extensions

Adjusts from 7″ to 28″. 2¾″-diameter cutout required for handle. Comes with ball valve.



description	model #
for 1/2″ valves	**DVE-50**
for 3/4″ valves	**DVE-75**

Hot Food Merchandising Cart

see spec sheet EG35.05



Full Service

FEATURES:

- Two heating wells.
- Solid top work surface.
- Two spillage pans.
- One full-size inset with rolltop cover.
- One ⅔-size inset with lid.
- One ⅓-size inset with lid.
- Two 1¼-quart insets.
- All-white umbrella.
- Complete with cord and 120V 20A NEMA 5-20 plug.

Note: Consult factory for special order graphics.

description	width x length in.	mm	weight lbs.	kg	cu ft	model #
with hinged lids	22½″ x 48″	572 x 1219	431	195.5	63	**HDC48-120NYF**

Hot Dog Sterno Units

see spec sheet EG35.06



FEATURES:

- Units are countertop models.
- Units include one ⅓-size inset with lid.
- Hinged or lift-off lids.
- Hi-impact black nylon feet.
- Two 6″ *(152mm)*-diameter wheels with black rubber tread.
- Holds two 8-oz. fuel cans *(not included).*
- Holds 25 hot dogs.

Note: CAN BE SHIPPED UPS

description	width x length in.	mm	weight lbs.	kg	cu ft	model #
with hinged lids	8¼″ x 14″	210 x 356	17	7.7	3.0	**HD612FW-SH**
with lift-off lids	8¼″ x 14″	210 x 356	17	7.7	3.0	**HD612FW-S**

REDHOTS® Hot Dog Roller Grill

see product announcement EG35.04



FEATURES:

- Stainless steel construction with nonstick rollers.
- Rollers sloped front-to-back.
- Separate dual zone controls for front and rear, removable drip tray and nonslip feet.
- Supplied with cord and NEMA 5-15P plug.

width x depth in.	mm	height in.	mm	weight lbs.	kg	electrical data	model #
24″ x 20½″	610 x 520	13″	330	48	21.7	120V, 60 Hz, 11.9A, 1430W	**HDR-10-24-120**

Accessories for Roller Grill

description	weight lbs.	kg	model #
food shield, 10½″ height	8	3.6	**SHDR-10-24**
bun drawer, 11″ height	37	16.8	**HDBW-10-24**

100 Industrial Boulevard, Clayton, DE 19938-8903 U.S.A.
Phone: 800-441-8440 or 302-653-3000. Fax: 302-653-2065
http://www.eaglegrp.com

EAGLE GROUP
Profit from the Eagle Advantage®

Food Pans and Round Insets

see spec sheet EG30.20B

FEATURES:

- All pans, lids, and insets are stainless steel.
- **Minimum purchase required,** any assortment.

Stainless Steel Food Pans/Lids/Adapter Bars

description	model #
full size pan, 20¾″ x 12¾″ x 2½″ *(527 x 324 x 64mm)*	301669
full size pan, 20¾″ x 12¾″ x 4″ *(527 x 324 x 102mm)*	303775
half size pan, 10⅜″ x 12¾″ x 2½″ *(264 x 324 x 64mm)*	304050
half size pan, 10⅜″ x 12¾″ x 4″ *(264 x 324 x 102mm)*	304051
one-third size pan, 6⅞″ x 12¾″ x 2½″ *(175 x 324 x 64mm)*	304052
one-third size pan, 6⅞″ x 12¾″ x 4″ *(175 x 324 x 102mm)*	304053
one-fourth size pan, 6⅜″ x 10⅜″ x 2½″ *(162 x 264 x 64mm)*	304054
one-fourth size pan, 6⅜″ x 10⅜″ x 4″ *(162 x 264 x 102mm)*	304055
one-sixth size pan, 6⅜″ x 6⅞″ x 2½″ *(162 x 175 x 64mm)*	304025
one-sixth size pan, 6⅜″ x 6⅞″ x 4″ *(162 x 175 x 102mm)*	304026
full size lid, with handle	304056
half size lid, with handle	304057
one-third size lid, with handle	304058
one-fourth size lid, with handle	304059
one-sixth size lid, with handle	304041
10″ *(254mm)* adapter bar	301792
12″ *(305mm)* adapter bar	301791



food pans

Stainless Steel Round Insets and Lids

description	model #
4-quart inset for 6½″ *(165mm)* opening	304020
7-quart inset for 8½″ *(216mm)* opening	304021
11-quart inset for 10½″ *(267mm)* opening	304060
lid for 4-quart round inset	304018
lid for 7-quart round inset	304019
lid for 11-quart round inset	304049



round inset with optional lid

Polycarbonate Food Pans & Lids

description	model #
one-sixth size pan, 6⅜″ x 6⅞″ x 2½″ *(162 x 175 x 64mm)*	304027
one-sixth size pan, 6⅜″ x 6⅞″ x 4″ *(162 x 175 x 102mm)*	304028
one-sixth size lid, with handle	304042

Other

description	model #
brass drain	305300
stopper	303974

Rolltop Cover

see spec sheet EG30.20B



description	weight lbs.	weight kg	model #
fits over heat well	15	6.8	501585

Cooking Line Wall Shelves

see spec sheet EG35.27



FEATURES:

- Consists of one stainless steel shelf and two to four stainless steel brackets, depending on length. Shelves and brackets are all-welded construction.
- 1½″ *(38mm)* square tubing.
- Shelf can be screwed to brackets, or welded.

	length in.	length mm	weight lbs.	weight kg	quantity of brackets	model #
21″ width *(533mm)*	48″	1219	43	19.5	2	**CLHDWS-1848**
	72″	1829	57	25.9	3	**CLHDWS-1872**
	96″	2438	62	28.1	3	**CLHDWS-1896**
	120″	3048	67	30.4	4	**CLHDWS-18120**
	144″	3658	73	33.1	4	**CLHDWS-18144**

For **Optional Additional 18″ Bracket**…
Model #: **CLHDWS-18MB**. Consult factory for pricing.

	length in.	length mm	weight lbs.	weight kg	quantity of brackets	model #
21″ width *(533mm)*	48″	1219	45	20.4	2	**CLHDWS-2148**
	72″	1829	59	26.8	3	**CLHDWS-2172**
	96″	2438	64	29.0	3	**CLHDWS-2196**
	120″	3048	69	31.3	4	**CLHDWS-21120**
	144″	3658	75	34.0	4	**CLHDWS-21144**

For **Optional Additional 21″ Bracket**…
Model #: **CLHDWS-21MB**. Consult factory for pricing.

NOTES

100 Industrial Boulevard, Clayton, DE 19938-8903 U.S.A.
Phone: 800-441-8440 or 302-653-3000. Fax: 302-653-2065
http://www.eaglegrp.com

EAGLE GROUP
Profit from the Eagle Advantage®

Accessories
1800/2200 Series 295-296

Custom Options 297

1800 Series
Blender Modules.....285
Cocktail Units 283
Cocktail Workstations 283
Combination Units.....282
Glass Rack Storage Units.....285
Ice Chests.....284
Liquor Display Units 286
Sinks 281
Workboards 286

2200 Series
Blender Modules.....291
Cocktail Units 289
Cocktail Workstations 289
Combination Units.....288
Glass Rack Storage Units.....291
Ice Chests.....290
Liquor Display Units 292
Sinks 287
Workboards 292

1800/2200 Series
Corner Drainboards.....293
Modular Angle Fillers 293
Pass-Thru Ice Chests 295

Modular Add-On Service Units
Fillers, Storage Units, Workboards 294
Hand Sinks 293
Stepdown Units.....294

Spec-Bar®
BLENDER STATIONS 309
COCKTAIL STATIONS.....310

ICE CHESTS
Bottle Racks 299
Combination 300
Drop-In 301
Pass-Thru 301
Standard 299

PORTABLE BARS 314

SINKS
Four-Compartment 304
Hand Sinks 302
Three-Compartment 303
Two-Compartment 303
Wet Waste Sinks.....304

WORKBOARDS
Angle 306
Cabinets 307
Corner.....306
Recessed 305
Standard.....305

OTHER SPEC-BAR®
Beer Drainers 308
Beverage Dispensers 310
Dry Waste & Tubing Chases.....311
Filler Boards 307
Glass Rack Storage Units 313
Liquor Displays.....311
Mini Bottle Racks 313
Modular Bar Die 301
Speed Rails 312-313

CUSTOM NSF

EAGLE's Modular Bar Die now available for 1800 Series and 2200 Series underbar equipment.

UL



front view—
shown with wood millwork finish
(note: base shown for display only)

rear view—
shown with 1800 series underbar equipment



flat wall style modular bar die

- Underbar equipment can be mounted to, or just placed against, modular bar dies. Bar dies must be securely fastened to the floor. For added stability, fasten one or both ends to a wall.
- Bar dies enclose and hide soda, beer, electrical and plumbing lines in a chase incorporated into the unit.
- The chase serves as a rear wall and splash. Front of the bar can be covered by removable panels that provide easy access to the chase for future modifications and maintenance.
- Panels can be covered in a decorative laminate, an elegant wood millwork finish or a stunning stainless steel finish.
- Add decorative brass or chrome rails and fittings to match any decor.
- Optional factory U.L. wiring and plumbing package.

See page 301 for Spec-Bar® Modular Bar Dies.

What's The Difference Between Better And Best?

Please note *the difference in the chart below, showing our 2200 Series (page 290) and our Spec-Bar® Series ice chests (page 299) as an example.*

2200 Series Ice Chest

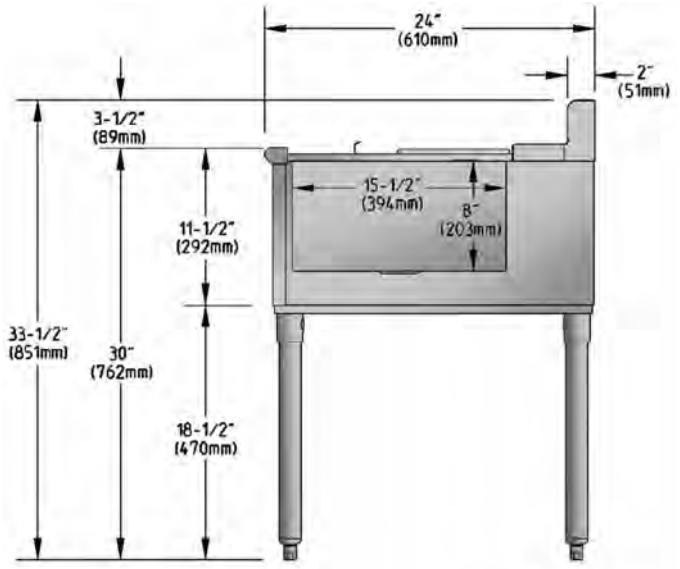

Spec-Bar® Series Ice Chest

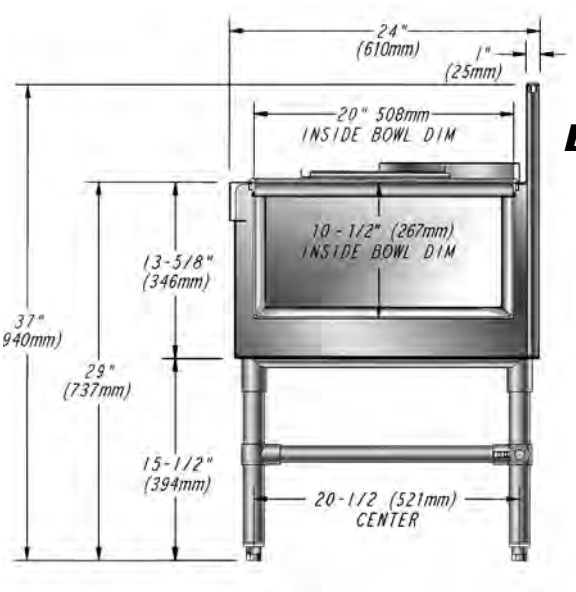

OUR BEST!

COMPONENTS	*MATERIALS USED IN 2200 SERIES ICE CHEST*	*MATERIALS USED IN SPEC-BAR® ICE CHEST*
Front	22 gauge type 304	20 gauge type 304
End panels	22 gauge, galvanized	20 gauge type 304
Ice bin	20 gauge type 304 stainless steel, fabricated stainless steel, with fiberglass insulation	20 gauge type 304 fabricated stainless steel, with foamed-in-place insulation, polymer breaker strip
Sliding lid	20 gauge type 304	20 gauge type 304
Backsplash	22 gauge type 304 stainless steel	20 gauge type 304 stainless steel
Back panel	22 gauge, galvanized	18 gauge, galvanized
Exterior bottom	22 gauge, galvanized	18 gauge type 304 stainless steel
Gussets	zinc plated	stainless steel
Legs	1⅝″ diameter, galvanized	1⅝″ diameter, stainless steel
Crossbraces	n/a	1¼″ diameter, adjustable, type 304 stainless steel
Feet	ABS plastic, adjustable	stainless steel, adjustable

EITHER WAY, YOU CAN'T GO WRONG!

Whatever your underbar needs might be, EAGLE will meet those needs.
From ice chests to combination units to custom configurations,

WE DELIVER!

1800 Series Underbar Sinks

see spec sheet EG40.07



model #B5C-18

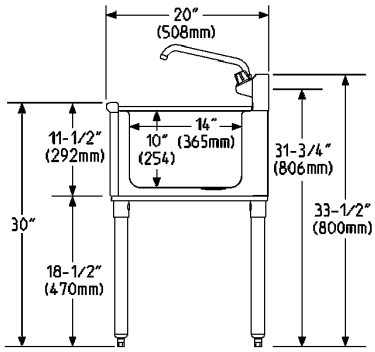

side view dimensions

FEATURES:

- 20˝ *(508mm)* front-to-back.
- 10˝ x 14˝ x 10˝ *(254 x 356 x 254mm)* bowls.
- 1½˝ *(38mm)* drains with standpipes.
- Faucets *(four-bowls feature two faucets)*.

PACKAGING:

- Units 8´ *(2438mm)* and longer are wood-crated.

(•) MTS *(made to stock)* / ( ) MTO *(made to order)*

Note: **Stainless steel leg kits available. See page 296.**

EASY TO ORDER! Leg & Faucet Upgrade Kits

For stainless steel legs *(#305540)*, add suffix **-SL**.
Example: B3L-2-18-**SL**.

For stainless steel legs *(#305540)* and T&S faucet(s) *(#313302)*, add suffix **-LF**. Example: B3L-2-18-**LF**.

Consult factory for pricing.

B3L-2-18

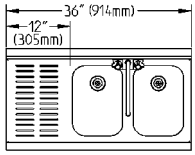

weight: 68 lbs. 30.8 kg
cu. ft.: 10.9

B3R-2-18 •

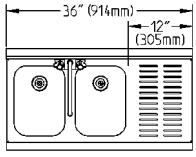

weight: 68 lbs. 30.8 kg
cu. ft.: 10.9

B4C-2-18

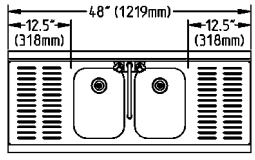

weight: 74 lbs. 33.6 kg
cu. ft.: 14.1

B4L-2-18

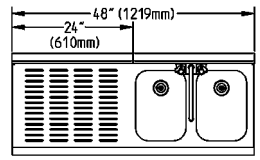

weight: 74 lbs. 33.6 kg
cu. ft.: 14.1

B4R-2-18

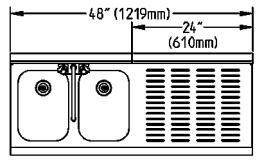

weight: 74lbs. 33.6 kg
cu. ft.: 14.1

B4L-18 •

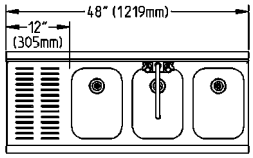

weight: 74 lbs. 33.6 kg
cu. ft.: 14.1

B4R-18 •

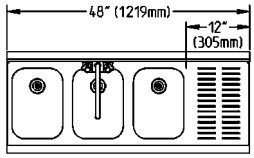

weight: 74 lbs. 33.6 kg
cu. ft.: 14.1

B5L-18

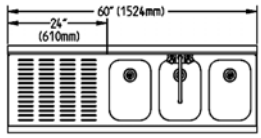

weight: 80 lbs. 36.3 kg
cu. ft.: 17.3

B5R-18

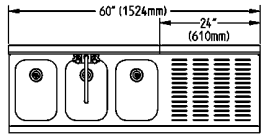

weight: 80 lbs. 36.3 kg
cu. ft.: 17.3

B5C-18 •

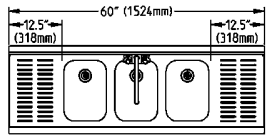

weight: 80 lbs. 36.3 kg
cu. ft.: 17.3

B6C-18 •

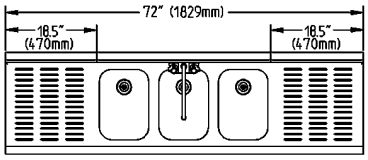

weight: 86lbs. 39.0kg **cu. ft.:** 20.2

B7C-18 •

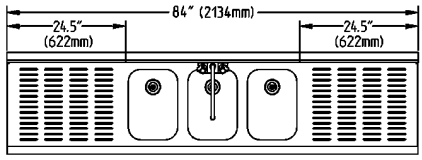

weight: 102 lbs. 46.3 kg **cu. ft.:** 23.7

B8C-18

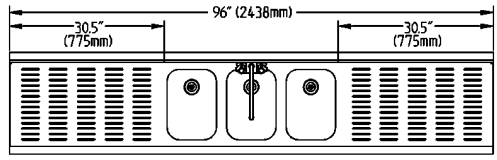

weight: 118 lbs. 53.5 kg **cu. ft.:** 26.9

B6C-4-18 •

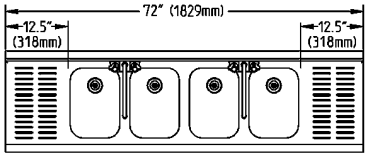

weight: 93 lbs. 42.2 kg **cu. ft.:** 20.5

B7C-4-18 •

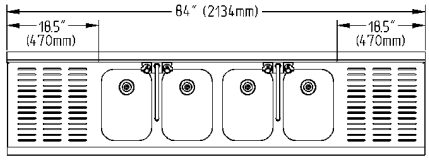

weight: 150 lbs. 68.0 kg **cu. ft.:** 23.7

B8C-4-18 •

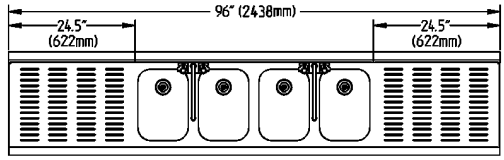

weight: 175 lbs. 79.4 kg **cu. ft.:** 26.9

1800 Series Combination Units

see spec sheet **EG40.08**



BC8C-18R

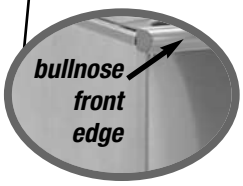

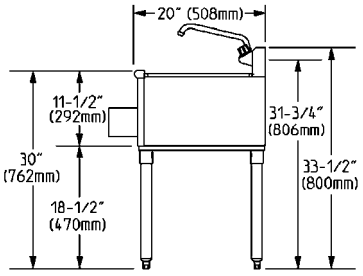

side view dimensions

FEATURES:

- 10˝ x 14˝ x 10˝ *(254 x 356 x 254mm)* bowls.
- Six galvanized legs.
- 1½˝ *(38mm)* drains with standpipes.
- Fabricated ice bins.
- Speed rail.
- Faucet.
- Front-to-back is 20˝ *(508mm)* on all units, excluding speed rail.
- Ice bins are 15½˝ x 19¾˝ x 8˝ *(394 x 502 x 203mm)* and are located on left or right ends.

PACKAGING:

- Units 8´ *(2438mm)* and longer are wood-crated.

Note: All units with cold plate are wood-crated.

Note: **Stainless steel leg kits available. See page 296.**

EASY TO ORDER! Leg & Faucet Upgrade Kits

For stainless steel legs *(#305540)* and T&S faucet(s) *(#313302)*, add suffix **-LF**. Example: BC9C-18R**-LF**.

Consult factory for pricing.

BC7C-18R

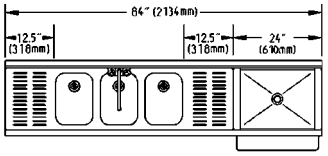

weight: 113 lbs. 51.3 kg **cu. ft.:** 23.7

BC7C-18L

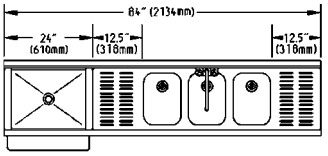

weight: 113 lbs. 51.3 kg **cu. ft.:** 23.7

BC8C-18R

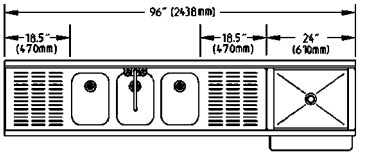

weight: 229 lbs. 103.9 kg **cu. ft.:** 25.3

BC8C-18L

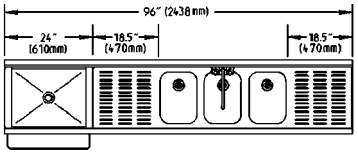

weight: 229 lbs. 103.9 kg **cu. ft.:** 25.3

BC9C-18R

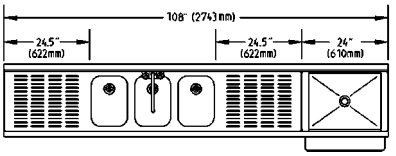

weight: 239 lbs. 108.4 kg **cu. ft.:** 30.0

BC9C-18L

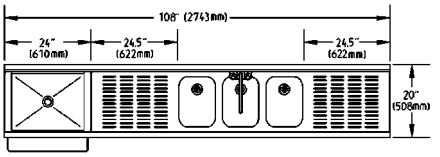

weight: 239 lbs. 108.4 kg **cu. ft.:** 30.0

BC10C-18L

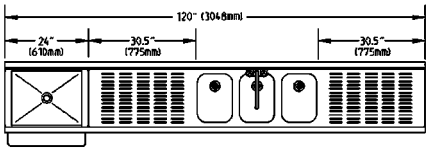

weight: 251 lbs. 113.9 kg **cu. ft.:** 33.2

BC10C-18R

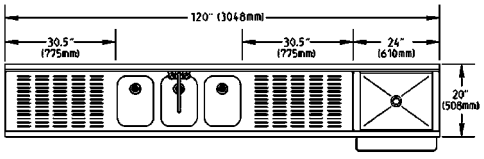

weight: 251 lbs. 113.9 kg **cu. ft.:** 33.2

Optional Components for Combination Units

description	add suffix #
stainless steel (s/s) legs	**-SL**
sealed-in post-mix cold plate, 7-circuit	**-7**

description	add suffix #
s/s legs & s/s feet	**-SLF**
s/s legs & s/s gussets	**-SLG**
s/s legs, s/s feet & s/s gussets	**-SLGF**

100 Industrial Boulevard, Clayton, DE 19938-8903 U.S.A.
Phone: 800-441-8440 or 302-653-3000. Fax: 302-653-2065
http://www.eaglegrp.com

EAGLE GROUP
Profit from the Eagle Advantage®

1800 Series Cocktail Units

see spec sheet EG40.02

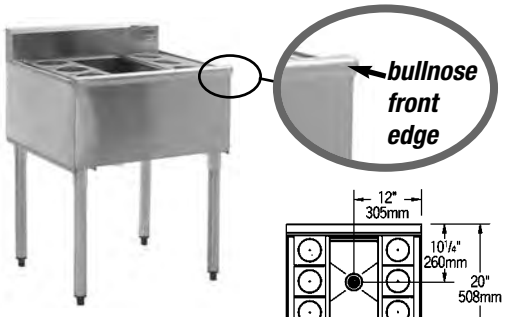

B2CT-18

#B2CT-18

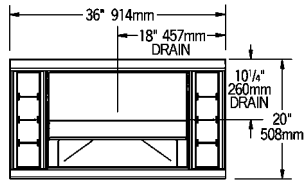

#B3CT-18

FEATURES:

- Insulated ice bins.
- 6- or 8-bottle capacity.
- Modular, providing for custom configuration using standard components.
- Fabricated ice bins.
- Front-to-back is 20″ *(508mm)*.

PACKAGING:

- Units with cold plate are wood-crated.

Note: **Stainless steel leg kits available.**
To order, add suffix **"-SL"**. Example: B2CT-18**-SL**
For more stainless steel leg kits, see page 296.
Consult factory for pricing.

(•) MTS *(made to stock)* / ( ) MTO *(made to order)*

	length		ice bin depth		ice capacities		cu	without 7-circuit post-mix cold plate: sh. weight			with 7-circuit post-mix cold plate: sh. weight		
	in.	mm	in.	mm	lbs.	kg	ft	lbs.	kg	model #	lbs.	kg	model #
20″ width *(508mm)*	24″	610	8″	203	63	28.6	7.8	52	23.6	**B2CT-18•**	146	66.2	**B2CT-18-7•**
	24″	610	12″	305	94	42.6	7.8	55	24.9	**B2CT-12D-18**	149	67.6	**B2CT-12D-18-7**
	24″	610	16″	406	125	56.7	7.8	58	26.3	**B2CT-16D-18**	151	68.5	**B2CT-16D-18-7**
	36″	914	8″	203	63	28.6	11.0	72	32.7	**B3CT-18▾•**	219	99.3	**B3CT-18-7▾•**
	36″	914	12″	305	94	42.6	11.0	75	34.0	**B3CT-12D-18▾**	221	100.2	**B3CT-12D-18-7**
	36″	914	16″	406	125	56.7	11.0	78	35.4	**B3CT-16D-18▾**	224	101.6	**B3CT-16D-18-7**

▾ includes stainless steel sliding cover

1800 Series Cocktail Workstations

see spec sheet EG40.03



CWS4-18R

FEATURES:

- 8″ *(203mm)* deep ice bins can be located on left (L) or right (R) side.
- Single speed rail.
- Modular, providing for custom configuration using standard components.
- Fabricated ice bins.
- Front-to-back is 20″ *(508mm)* excluding speedrail.

Note: **Stainless steel leg kits available.**
To order, add suffix **"-SL"**. Example: CWS5-18R**-SL**
For more stainless steel leg kits, see page 296.
Consult factory for pricing.

	length		weight		ice bin depth		cu	
	in.	mm	lbs.	kg	in.	mm	ft	model #
20″ width *(508mm)*	48″	1219	63	28.6	8″	203	14.1	**CWS4-18R**
	48″	1219	93	42.2	8″	203	14.1	**CWS4-18R-7***
	48″	1219	63	28.6	8″	203	14.1	**CWS4-18L**
	48″	1219	93	42.2	8″	203	14.1	**CWS4-18L-7***
	60″	1524	73	33.1	8″	203	17.3	**CWS5-18R**
	60″	1524	103	46.3	8″	203	17.3	**CWS5-18R-7***
	60″	1524	73	33.1	8″	203	17.3	**CWS5-18L**
	60″	1524	103	46.3	8″	203	17.3	**CWS5-18L-7***

* includes 7-circuit post-mix cold plate and 6 legs

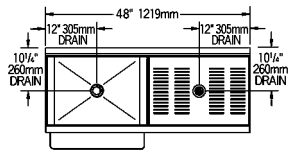

#CWS4-18L

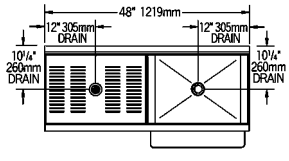

#CWS4-18R

1800 Series Ice Chests (NSF)

see spec sheets **EG40.04A** **EG40.04B**

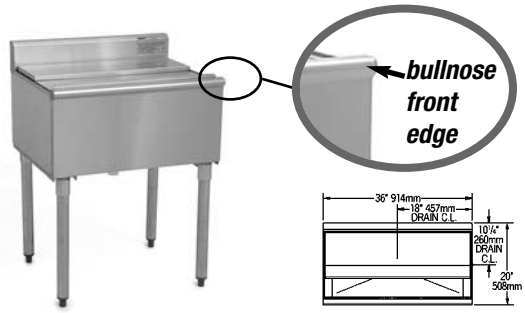

B2IC-18

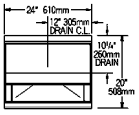

#B2IC-18

#B36IC-18

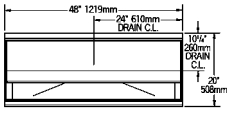

#B48IC-16D-18

FEATURES:

- Stainless steel sliding cover.
- Modular, providing for custom configuration using standard components.
- Fabricated ice bins.
- Front-to-back is 20″ *(508mm)*.

PACKAGING:

- Units with cold plate are wood-crated.

Note: **Stainless steel leg kits available.**
To order, add suffix **"-SL"**. Example: B30IC-18-**SL**
For more stainless steel leg kits, see page 296.
Consult factory for pricing.

(•) MTS *(made to stock)* / ( ) MTO *(made to order)*

	length		ice bin depth		ice capacity		cu	without 7-circuit post-mix cold plate			with 7-circuit post-mix cold plate		
	in.	mm	in.	mm	lbs.	kg	ft	sh. weight lbs.	kg	model #	sh. weight lbs.	kg	model #
20″ width *(508mm)*	12″	305	8″	203	14	6.5	3.9	42	19.1	**B12IC-18**	n/a		n/a
	12″	305	12″	305	22	9.8	3.9	44	20.0	**B12IC-12D-18**	n/a		n/a
	12″	305	16″	406	29	13.0	3.9	46	20.9	**B12IC-16D-18**	n/a		n/a
	18″	457	8″	203	25	11.5	5.8	48	21.8	**B18IC-18**	n/a		n/a
	18″	457	12″	305	38	17.3	5.8	52	23.6	**B18IC-12D-18**	n/a		n/a
	18″	457	16″	406	51	23.1	5.8	58	26.3	**B18IC-16D-18**	n/a		n/a
	24″	610	8″	203	37	16.6	7.8	52	23.6	**B2IC-18** •	160	72.6	**B2IC-18-7** •
	24″	610	12″	305	55	24.9	7.8	61	27.7	**B2IC-12D-18**	180	81.7	**B2IC-12D-18-7**
	24″	610	16″	406	73	33.1	7.8	66	29.9	**B2IC-16D-18**	190	86.2	**B2IC-16D-18-7**
	30″	762	8″	203	48	21.6	9.5	60	27.2	**B30IC-18**	174	78.9	**B30IC-18-7**
	30″	762	12″	305	71	32.4	9.5	74	33.6	**B30IC-12D-18**	184	83.5	**B30IC-12D-18-7**
	30″	762	16″	406	95	43.2	9.5	87	39.5	**B30IC-16D-18**	194	88.0	**B30IC-16D-18-7**
	36″	914	8″	203	59	26.6	11.0	74	33.6	**B36IC-18** •	176	79.8	**B36IC-18-7**
	36″	914	12″	305	88	40.0	11.0	95	43.1	**B36IC-12D-18**	187	84.8	**B36IC-12D-18-7**
	36″	914	16″	406	117	53.3	11.0	101	45.8	**B36IC-16D-18**	198	89.8	**B36IC-16D-18-7**
	42″	1067	8″	203	70	31.7	13.6	71	32.7	**B42IC-18**	227	103.0	**B42IC-18-7**
	42″	1067	12″	305	105	47.5	13.6	98	44.5	**B42IC-12D-18**	232	105.2	**B42IC-12D-18-7**
	42″	1067	16″	406	140	63.4	13.6	104	47.2	**B42IC-16D-18**	245	111.1	**B42IC-16D-18-7**
	48″	1219	8″	203	81	36.7	15.5	82	37.2	**B48IC-18**	233	105.7	**B48IC-18-7**
	48″	1219	12″	305	121	55.1	15.5	101	45.8	**B48IC-12D-18**	243	110.2	**B48IC-12D-18-7**
	48″	1219	16″	406	162	73.5	15.5	113	51.3	**B48IC-16D-18**	251	113.9	**B48IC-16D-18-7**

Sliding Cover Kits

see spec sheet **EG40.56**

(•) MTS *(made to stock)* / ( ) MTO *(made to order)*



type 304 stainless steel sliding cover

description	model #
for 12″ *(305mm)* long ice chests	**SC-18/22-12**
for 18″ *(457mm)* long ice chests	**SC-18/22-18**
for 24″ *(610mm)* long ice chests	**SC-18/22-24** •
for 28″ *(711mm)* long ice chests	**SC-18/22-28**
for 30″ *(762mm)* long ice chests	**SC-18/22-30**
for 36″ *(914mm)* long ice chests	**SC-18/22-36**
for 42″ *(1067mm)* long ice chests	**SC-18/22-42**
for 48″ *(1219mm)* long ice chests	**SC-18/22-48**

100 Industrial Boulevard, Clayton, DE 19938-8903 U.S.A.
Phone: 800-441-8440 or 302-653-3000. Fax: 302-653-2065
http://www.eaglegrp.com

EAGLE GROUP
Profit from the Eagle Advantage®

1800 Series Blender Modules (NSF)

see spec sheet **EG40.05**

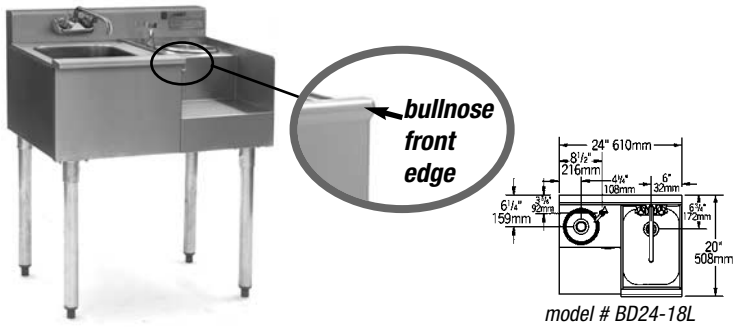

model # BD24-18L

FEATURES:

- 15A 120V receptacle supplied for field wiring.
- Choose between left- (L) or right-hand (R) models.
- Modular, providing for custom configuration using standard components.
- Stainless steel construction
- Front-to-back is 20″ *(508mm)*.

PACKAGING:

- Units with cold plate are wood-crated.

Note: Stainless steel leg kits available.
To order, add suffix **"-SL"**. Example: BM62-18L-**SL**
For more stainless steel leg kits, see page 296.
Consult factory for pricing.

(•) MTS *(made to stock)* / ( ) MTO *(made to order)*

…with 10″ x 14″ x 9.5″ *(254 x 356 x 241mm)* Sink

	length		weight		cubic	
	in.	mm	lbs.	kg	feet	model #
20″ width *(508mm)*	24″	610	40	18.1	7.7	**BD24-18R**
	24″	610	40	18.1	7.7	**BD24-18L**

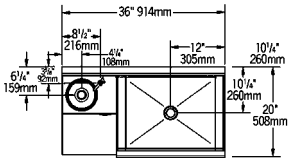

model # BM3-18L

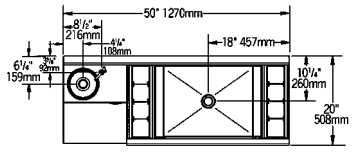

model # BM50-18L

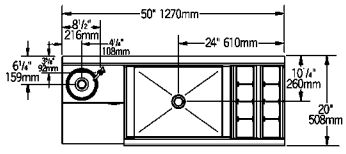

model # BM50R-18L

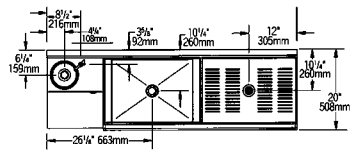

model # BM62-18L

…with 15.5″ x 19.75″ x 8″ *(394 x 502 x 203mm)* Ice Chest

	length		weight		cubic	
	in.	mm	lbs.	kg	feet	model #
20″ width *(508mm)*	36″	914	67	30.4	10.9	**BM3-18R**
	36″	914	97	44.0	10.9	**BM3-18R-7 ***
	36″	914	67	30.4	10.9	**BM3-18L**
	36″	914	97	44.0	10.9	**BM3-18L-7 ***
	50″	1270	90	40.8	16.1	**BM50-18R ****
	50″	1270	120	54.4	16.1	**BM50-18R-7 ***
	50″	1270	90	40.8	16.1	**BM50-18L ****
	50″	1270	120	54.4	16.1	**BM50-18L-7***
	50″	1270	90	40.8	16.1	**BM50L-18R ****
	50″	1270	120	54.4	16.1	**BM50L-18R-7 *****
	50″	1270	90	40.8	16.1	**BM50R-18L ****
	50″	1270	120	54.4	16.1	**BM50R-18L-7 *****
	62″	1575	110	49.9	19.3	**BM62-18R ****
	62″	1575	140	63.5	19.3	**BM62-18R-7 *****
	62″	1575	110	49.9	19.3	**BM62-18L ****
	62″	1575	140	63.5	19.3	**BM62-18L-7*****

* includes 7-circuit post-mix cold plate and 6 legs
** includes 6 legs
*** includes 7-circuit post-mix cold plate and 8 legs

1800 Series Glass Rack Storage Units (NSF)

see spec sheet **EG40.00**



model #FBGR24-18



model #GR24-18

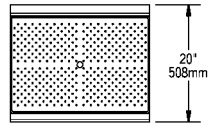

WBGR24-18

FEATURES:

- Modular, providing for custom configuration using standard components. Stainless steel construction

Note: Stainless steel leg kits available.
To order, add suffix **"-SL"**. Example: FBGR24-18-**SL**
For **stainless steel legs with stainless steel feet**, add suffix **"-SLF"**. Example: FBGR24-18-**SLF**

Note: Center shelf available. To order, add **20% to list price** and suffix "**-CS**". Example: FBGR24-18-**CS**
Consult factory for pricing.

			with Flatboard Top			with Recessed Worktop			with Open Top*		
width x length		cu	weight			weight			weight		
in.	mm	ft	lbs.	kg	model #	lbs.	kg	model #	lbs.	kg	model #
20″ x 12″	508 x 305	13.5	37	16.8	**FBGR12-18**	39	17.7	**WBGR12-18**	54	24.5	**GR12-18**
20″ x 18″	508 x 457	15.6	47	21.3	**FBGR18-18**	53	24.0	**WBGR18-18**	64	29.0	**GR18-18**
20″ x 24″	508 x 610	17.7	50	22.7	**FBGR24-18**	55	25.0	**WBGR24-18**	70	31.8	**GR24-18**

*19½″ *(954mm)* front-to-back.

1800 Series Workboards (NSF)

see spec sheet EG40.06

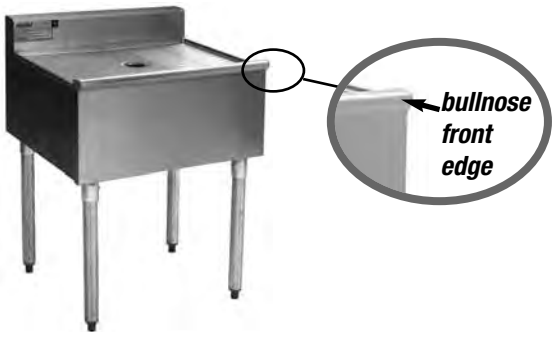

FEATURES:

- Embossed drain surface for ease of drainage.
- Modular, providing for custom configuration using standard components.
- Stainless steel construction
- Front-to-back is 20″ *(508mm)*.

Note: **Stainless steel leg kits available.**
To order, add suffix **"-SL"**. Example: WB2-18-**SL**
For more stainless steel leg kits, see page 296.
Consult factory for pricing.

(•) MTS *(made to stock)* / ( ) MTO *(made to order)*

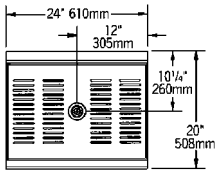

WB2-18

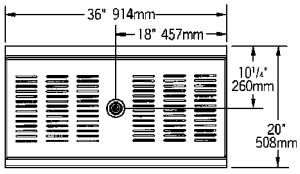

WB3-18

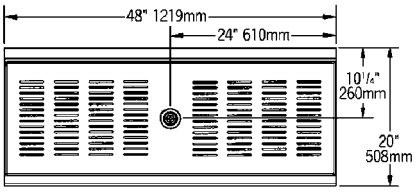

WB4-18

length			weight		cubic	
	in.	mm	lbs.	kg	feet	model #
20″	24″	610	26	11.8	7.7	**WB2-18 •**
width	36″	914	55	25.0	10.9	**WB3-18**
(508mm)	48″	1219	58	26.3	14.1	**WB4-18**

1800 Series Liquor Display Unit (NSF)

see spec sheet EG40.01



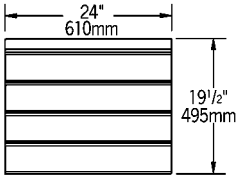

FEATURES:

- Nominal 4⅜″ *(111mm)* wide steps.
- Modular, providing for custom configuration using standard components.
- Stainless steel construction
- Front-to-back is 19½″ *(495mm)*.

Note: **Stainless steel leg kits available.**
To order, add suffix **"-SL"**. Example: LD24-18-**SL**
For more stainless steel leg kits, see page 296.
Consult factory for pricing.

width x length				weight		cubic	
in.		mm		lbs.	kg	feet	model #
19″ x 24″		495 x 610		46	20.9	7.7	**LD24-18**

1800 Series Lower-Tier Liquor Display Unit (NSF)

see spec sheet EG40.01



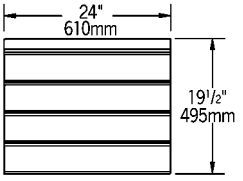

FEATURES:

- Steps are lower for more underbar clearance.
- Modular, providing for custom configuration using standard components.
- Stainless steel construction
- Front-to-back is 19½″ *(495mm)*.

Note: **Stainless steel leg kits available.**
To order, add suffix **"-SL"**. Example: LLD24-18-**SL**
For more stainless steel leg kits, see page 296.
Consult factory for pricing.

width x length				weight		cubic	
in.		mm		lbs.	kg	feet	model #
19½″ x 24″		495 x 610		46	20.9	7.7	**LLD24-18**

100 Industrial Boulevard, Clayton, DE 19938-8903 U.S.A.
Phone: 800-441-8440 or 302-653-3000. Fax: 302-653-2065
http://www.eaglegrp.com

EAGLE GROUP
Profit from the Eagle Advantage®

2200 Series Underbar Sinks

NSF

see spec sheet EG40.14



FEATURES:
- 10˝ x 14˝ x 10˝ *(254 x 356 x 254mm)* bowls.
- 1½˝ *(38mm)* drains with standpipes.
- 4˝ *(102mm)* rear deck.
- Splash mount faucets *(four-bowls feature two faucets).*
- Front-to-back is 24˝ *(610mm).*

PACKAGING:
- Units 8´ *(2438mm)* and longer are wood-crated.

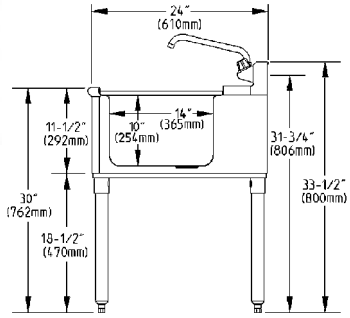

side view dimensions

(•) MTS *(made to stock)* / ( ) MTO *(made to order)*

Note: Stainless steel leg kits available. See page 296.

EASY TO ORDER! Leg & Faucet Upgrade Kits

For stainless steel legs *(#305540)*, add suffix **-SL**. Example: B3L-2-22-**SL**.

For stainless steel legs *(#305540)* and T&S faucet(s) *(#313302)*, add suffix **-LF**. Example: B3L-2-22-**LF**.

Consult factory for pricing.

B3L-2-22

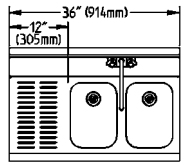

weight: 70 lbs. (31.8kg)
cu. ft.: 11.9

B3R-2-22

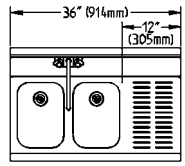

weight: 70 lbs. (31.8kg)
cu. ft.: 11.9

B4C-2-22

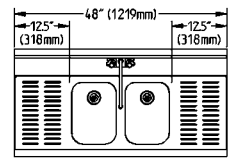

weight: 76lbs. (34.5kg)
cu. ft.: 16.5

B4L-2-22

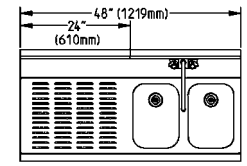

weight: 76lbs. (34.5kg)
cu. ft.: 16.5

B4R-2-22

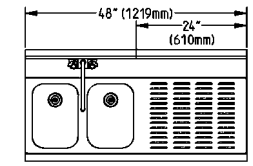

weight: 76lbs. (34.5kg)
cu. ft.: 16.5

B4L-22

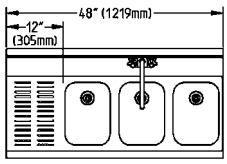

weight: 70 lbs. (31.8kg)
cu. ft.: 11.9

B4R-22

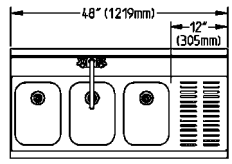

weight: 70 lbs. (31.8kg)
cu. ft.: 11.9

B5L-22

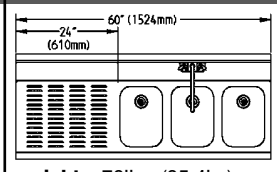

weight: 78lbs. (35.4kg)
cu. ft.: 20.3

B5R-22

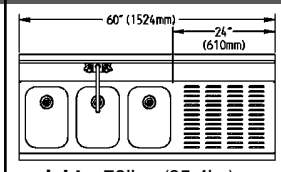

weight: 78lbs. (35.4kg)
cu. ft.: 20.3

•B5C-22

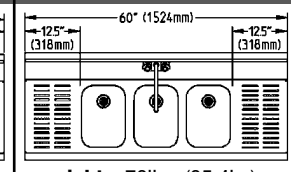

weight: 78lbs. (35.4kg)
cu. ft.: 20.3

B6C-22 •

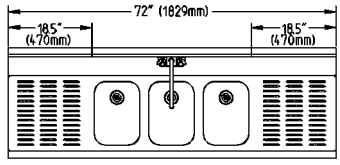

weight: 93 lbs. (42.2kg) **cu. ft.:** 24.0

B7C-22

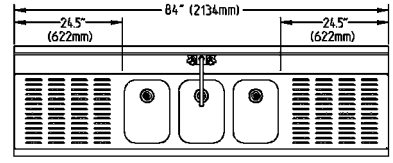

weight: 100 lbs. (45.4kg) **cu. ft.:** 27.8

B8C-22

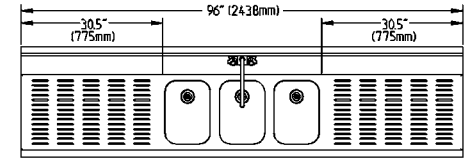

weight: 118 lbs. (53.5kg) **cu. ft.:** 31.5

B6C-4-22 •

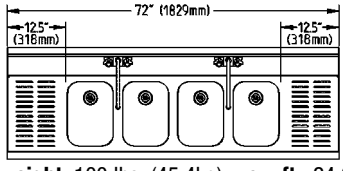

weight: 100 lbs. (45.4kg) **cu. ft.:** 24.0

B7C-4-22 •

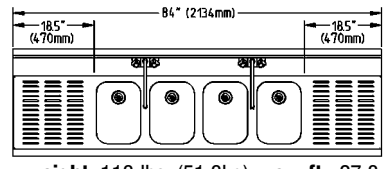

weight: 113 lbs. (51.3kg) **cu. ft.:** 27.8

B8C-4-22

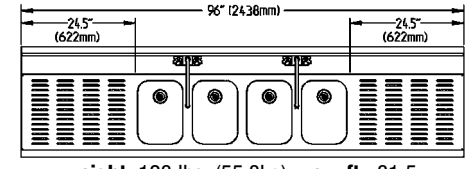

weight: 123 lbs. (55.8kg) **cu. ft.:** 31.5

2200 Series Combination Units

see spec sheet EG40.15



model # BC8C-22R

FEATURES:

- 10″ x 14″ x 10″ *(254 x 356 x 254mm)* bowls.
- Speed rail, faucet *(4-bowl units feature two faucets)*, and fabricated ice bins.
- 1½″ *(38mm)* drains with standpipes.
- Front-to-back is 24″ *(610mm)* on all units.
- Ice bins are 15½″ x 19¾″ x 8″ *(394 x 502 x 203mm)* and are located on left, right or both ends.

PACKAGING:

- Units 8′ *(2438mm)* and longer are wood-crated.

EASY TO ORDER! Leg & Faucet Upgrade Kits

For stainless steel legs *(#305540)* and T&S faucet(s) *(#313302)*, add suffix **-LF**. Example: BC9C-22L**-LF**.

Consult factory for pricing.

BC7C-22R

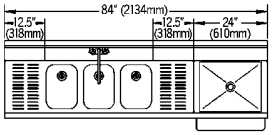

weight: 121 lbs. (54.9 kg)
cu. ft.: 27.8

BC7C-22L

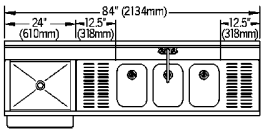

weight: 121 lbs. (54.9 kg)
cu. ft.: 27.8

BC8C-22R

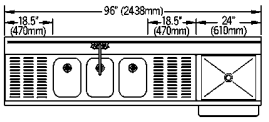

weight: 132 lbs. (59.9 kg)
cu. ft.: 31.5

BC8C-22L

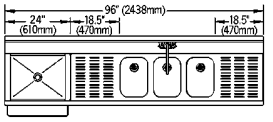

weight: 132 lbs. (59.9 kg)
cu. ft.: 31.5

BC8-4C-22R

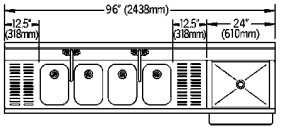

weight: 205 lbs. (93.0 kg)
cu. ft.: 31.5

BC8-4C-22L

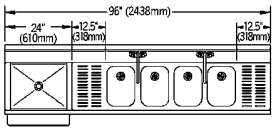

weight: 205 lbs. (93.0 kg)
cu. ft.: 31.5

BC9C-22R

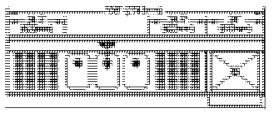

weight: 177 lbs. (80.3 kg)
cu. ft.: 35.3

BC9C-22L

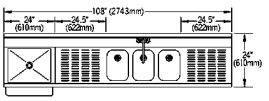

weight: 177 lbs. (80.3 kg)
cu. ft.: 35.3

BC9C-22 R&L

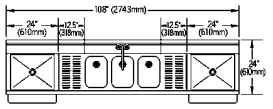

weight: 208 lbs. (94.3 kg)
cu. ft.: 35.3

BC9-4C-22R

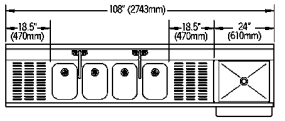

weight: 215 lbs. (97.5 kg)
cu. ft.: 35.3

BC9-4C-22L

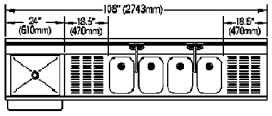

weight: 215 lbs. (97.5 kg)
cu. ft.: 35.3

BC10C-22R

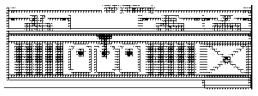

weight: 211 lbs. (95.7 kg)
cu. ft.: 39.0

BC10C-22L

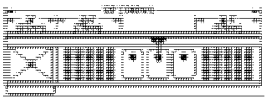

weight: 211 lbs. (95.7 kg)
cu. ft.: 39.0

BC10C-22 R&L

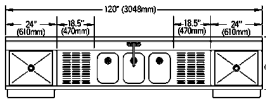

weight: 211 lbs. (95.7 kg)
cu. ft.: 39.0

BC10-4C-22 R&L

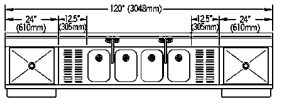

weight: 235 lbs. (106.6 kg)
cu. ft.: 39.0

Optional Components for Combination Units

Consult factory for pricing.

description	add suffix #
stainless steel legs	**-SL**
stainless steel legs and stainless steel feet	**-SLF**
stainless steel legs and stainless steel gussets	**-SLG**
stainless steel legs, stainless steel feet, and stainless steel gussets	**-SLGF**
sealed-in post-mix cold plate, 7-circuit *(on "R&L" models, 2 are required)*	**-7**

100 Industrial Boulevard, Clayton, DE 19938-8903 U.S.A.
Phone: 800-441-8440 or 302-653-3000. Fax: 302-653-2065
http://www.eaglegrp.com

EAGLE GROUP
Profit from the Eagle Advantage®

2200 Series Cocktail Units

see spec sheet EG40.09

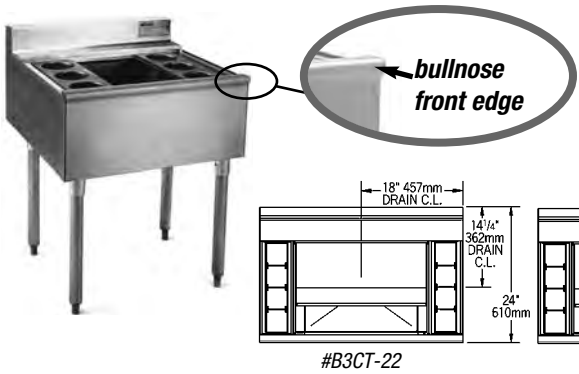

#B3CT-22 #B40CT-22

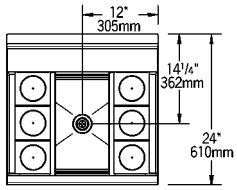

#B2CT-22

FEATURES:
- Insulated 8″ *(203mm)* deep ice bins.
- 5″ *(127mm)* backsplash.
- 6- or 8-bottle capacity.
- Modular, providing for custom configuration using standard components.
- Fabricated ice bins.
- Front-to-back is 24″ *(610mm)*.

PACKAGING:
- Units with cold plate are wood-crated.

Note: **Stainless steel leg kits available.**
To order, add suffix **"-SL"**. Example: B2CT-22**-SL**
For more stainless steel leg kits, see page 296.
Consult factory for pricing.

(•) MTS *(made to stock)* / ( ) MTO *(made to order)*

	length		ice bin depth		ice capacities		cu	without cold plate			with 7-circuit post-mix cold plate		
	in.	mm	in.	mm	lbs.	kg	ft	sh. weight lbs.	sh. weight kg	model #	sh. weight lbs.	sh. weight kg	model #
20″ width *(508mm)*	24″	610	8″	203	63	28.6	7.8	56	25.4	**B2CT-22** •	133	60.3	**B2CT-22-7** •
	24″	610	12″	305	94	42.6	7.8	59	26.8	**B2CT-12D-22**	137	62.1	**B2CT-12D-22-7**
	24″	610	16″	406	125	56.7	7.8	61	27.7	**B2CT-16D-22**	141	64.0	**B2CT-16D-22-7**
	36″	914	8″	203	63	28.6	11.0	71	32.2	**B3CT-22** ▾ •	153	69.4	**B3CT-22-7** ▾ •
	36″	914	12″	305	94	42.6	11.0	75	34.0	**B3CT-12D-22** ▾	159	72.1	**B3CT-12D-22-7** ▾
	36″	914	16″	406	125	56.7	11.0	78	35.4	**B3CT-16D-22** ▾	163	73.9	**B3CT-16D-22-7** ▾
	40″	1016	8″	203	74	33.6	11.0	88	39.9	**B40CT-22** ▾	173	78.3	**B40CT-22-7** ▾
	40″	1016	12″	305	110	49.9	11.0	92	41.7	**B40CT-12D-22** ▾	177	80.3	**B40CT-12D-22-7** ▾
	40″	1016	16″	406	146	66.2	11.0	95	43.1	**B40CT-16D-22** ▾	181	82.1	**B40CT-16D-22-7** ▾

▾ includes stainless steel sliding cover

2200 Series Cocktail Workstations

see spec sheet EG40.10



CWS4-22L

FEATURES:
- 24″ *(610mm)* fabricated ice bins can be located on left (L) or right (R) side.
- Single speed rail.
- Modular, providing for custom configuration using standard components.
- Front-to-back is 24″ *(610mm)*, excluding speedrail.

PACKAGING:
- Units with cold plate are wood-crated.

	length		weight		ice bin depth		cu	
	in.	mm	lbs.	kg	in.	mm	ft	model #
24″ width *(610mm)*	48″	1219	65	29.5	8″	203	16.5	**CWS4-22R**
	48″	1219	95	43.1	8″	203	16.5	**CWS4-22R-7** *
	48″	1219	65	29.5	8″	203	16.5	**CWS4-22L**
	48″	1219	95	43.1	8″	203	16.5	**CWS4-22L-7** *
	60″	1524	75	34.0	8″	203	20.3	**CWS5-22R**
	60″	1524	105	47.6	8″	203	20.3	**CWS5-22R-7** *
	60″	1524	75	34.0	8″	203	20.3	**CWS5-22L**
	60″	1524	105	47.6	8″	203	20.3	**CWS5-22L-7** *

* includes 7-circuit post-mix cold plate and 6 legs

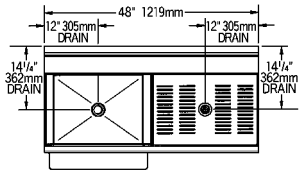

#CWS4-22L

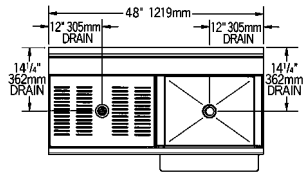

#CWS4-22R

2200 Series Ice Chests

see spec sheets EG40.11A EG40.11B

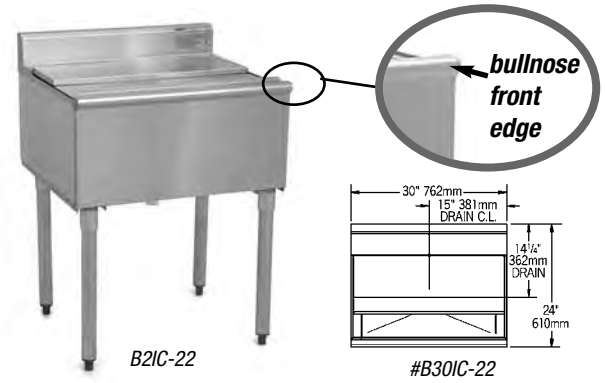

B2IC-22 #B30IC-22 #B36IC-22

FEATURES:
- Stainless steel sliding cover.
- Ice bins are fabricated.
- Modular, providing for custom configuration using standard components.
- Front-to-back is 24″ *(610mm)*.

PACKAGING:
- Units with cold plate are wood-crated.

Note: **Stainless steel leg kits available.**
To order, add suffix **"-SL"**. Example: B30IC-22-**SL**
For more stainless steel leg kits, see page 296.
Consult factory for pricing.

(•) MTS *(made to stock)* / ( ) MTO *(made to order)*

	length in.	length mm	ice bin depth in.	ice bin depth mm	ice capacity lbs.	ice capacity kg	cu ft	without 7-circuit post-mix cold plate: sh. weight lbs.	without 7-circuit post-mix cold plate: sh. weight kg	without 7-circuit post-mix cold plate: model #	with 7-circuit post-mix cold plate: sh. weight lbs.	with 7-circuit post-mix cold plate: sh. weight kg	with 7-circuit post-mix cold plate: model #
24″ width *(610mm)*	12″	305	8″	203	25	11.3	3.9	44	20.0	**B12IC-22**	n/a		n/a
	12″	305	12″	305	37	16.8	3.9	46	20.9	**B12IC-12D-22**	n/a		n/a
	12″	305	16″	406	49	22.2	3.9	51	23.1	**B12IC-16D-22**	n/a		n/a
	18″	457	8″	203	44	20.0	5.8	53	24.0	**B18IC-22**	n/a		n/a
	18″	457	12″	305	65	29.5	5.8	98	44.5	**B18IC-12D-22**	n/a		n/a
	18″	457	16″	406	87	39.5	5.8	64	29.0	**B18IC-16D-22**	n/a		n/a
	24″	610	8″	203	63	28.6	7.8	149	67.6	**B2IC-22•**	185	83.9	**B2IC-22-7•**
	24″	610	12″	305	94	42.6	7.8	159	72.1	**B2IC-12D-22**	195	88.4	**B2IC-12D-22-7**
	24″	610	16″	406	125	56.7	7.8	169	76.7	**B2IC-16D-22**	205	93.0	**B2IC-16D-22-7**
	28″	711	8″	203	75	34.0	11.0	159	72.1	**B28IC-22**	195	88.5	**B28IC-22-7**
	30″	762	8″	203	82	37.2	9.5	169	76.7	**B30IC-22**	205	93.0	**B30IC-22-7**
	30″	762	12″	305	123	55.8	9.5	179	81.2	**B30IC-12D-22**	215	97.5	**B30IC-12D-22-7**
	30″	762	16″	406	163	73.9	9.5	189	85.7	**B30IC-16D-22**	225	102.1	**B30IC-16D-22-7**
	36″	914	8″	203	101	45.8	11.0	176	79.8	**B36IC-22•**	213	96.6	**B36IC-22-7**
	36″	914	12″	305	151	68.5	11.0	186	84.4	**B36IC-12D-22**	221	100.2	**B36IC-12D-22-7**
	36″	914	16″	406	201	91.2	11.0	196	88.9	**B36IC-16D-22**	231	104.8	**B36IC-16D-22-7**
	42″	1067	8″	203	120	54.4	13.6	205	93.0	**B42IC-22**	241	109.3	**B42IC-22-7**
	42″	1067	12″	305	180	81.6	13.6	214	97.0	**B42IC-12D-22**	251	113.9	**B42IC-12D-22-7**
	42″	1067	16″	406	239	108.4	13.6	225	102.1	**B42IC-16D-22**	261	118.4	**B42IC-16D-22-7**
	48″	1219	8″	203	139	63.1	15.5	215	97.5	**B48IC-22**	251	113.9	**B48IC-22-7**
	48″	1219	12″	305	208	94.3	15.5	224	101.6	**B48IC-12D-22**	261	118.4	**B48IC-12D-22-7**
	48″	1219	16″	406	278	126.1	15.5	235	106.6	**B48IC-16D-22**	271	122.9	**B48IC-16D-22-7**

Sliding Cover Kits

see spec sheet EG40.56

(•) MTS *(made to stock)* / ( ) MTO *(made to order)*



Type 304 stainless steel sliding cover

description	model #
for 12″ *(305mm)* long ice chests	**SC-18/22-12**
for 18″ *(457mm)* long ice chests	**SC-18/22-18**
for 24″ *(610mm)* long ice chests	**SC-18/22-24•**
for 28″ *(711mm)* long ice chests	**SC-18/22-28**
for 30″ *(762mm)* long ice chests	**SC-18/22-30**
for 36″ *(914mm)* long ice chests	**SC-18/22-36**
for 42″ *(1067mm)* long ice chests	**SC-18/22-42**
for 48″ *(1219mm)* long ice chests	**SC-18/22-48**

100 Industrial Boulevard, Clayton, DE 19938-8903 U.S.A.
Phone: 800-441-8440 or 302-653-3000. Fax: 302-653-2065
http://www.eaglegrp.com

EAGLE GROUP
Profit from the Eagle Advantage®

2200 Series Blender Modules NSF

see spec sheet **EG40.12**



FEATURES:

- 15A 120V GFCI receptacle supplied for field wiring.
- Left- (L) or right-hand (R) models available.
- Modular, providing for custom configuration using standard components.
- Stainless steel construction.
- Front-to-back is 24″ *(610mm)*.

Note: **Stainless steel leg kits available.**
To order, add suffix **"-SL"**. Example: BM50-22R-**SL**
For more stainless steel leg kits, see page 296.
Consult factory for pricing.

…with 10″ x 14″ x 9.5″ *(254 x 356 x 241mm)* Sink

	length in.	length mm	weight lbs.	weight kg	cubic feet	model #
24″ width *(610mm)*	24″	610	44	20.0	9.1	**BD24-22R**
	24″	610	44	20.0	9.1	**BD24-22L**

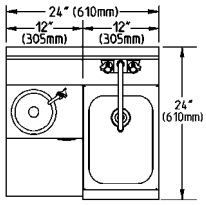

BD24-22L

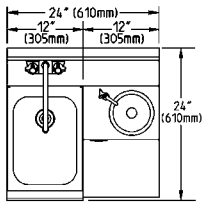

BD24-22R

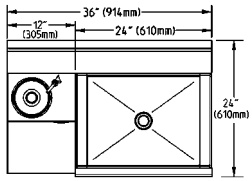

BM3-22L

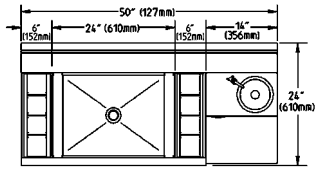

BM50-22R

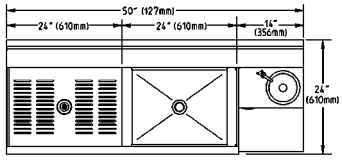

BM62-22R

…with 15.5″ x 19.75″ x 8″ *(394 x 502 x 203mm)* Ice Chest

	length in.	length mm	weight lbs.	weight kg	cubic feet	model #
24″ width *(610mm)*	36″	914	69	31.3	12.8	**BM3-22R**
	36″	914	99	44.9	12.8	**BM3-22R-7** *
	36″	914	69	31.3	12.8	**BM3-22L**
	36″	914	99	44.9	12.8	**BM3-22L-7** *
	50″	1270	96	43.6	18.5	**BM50-22R** **
	50″	1270	126	57.2	18.5	**BM50-22R-7** *
	50″	1270	96	43.6	18.5	**BM50-22L** **
	50″	1270	126	57.2	18.5	**BM50-22L-7***
	50″	1270	96	43.6	18.5	**BM50L-22R** **
	50″	1270	126	57.2	18.5	**BM50L-22R-7** ***
	50″	1270	96	43.6	18.5	**BM50R-22L** **
	50″	1270	126	57.2	18.5	**BM50R-22L-7** ***
	62″	1575	110	49.9	22.3	**BM62-22R** **
	62″	1575	146	66.2	22.3	**BM62-22R-7** ***
	62″	1575	110	49.9	22.3	**BM62-22L** **
	62″	1575	146	66.2	22.3	**BM62-22L-7***

* includes 7-circuit post-mix cold plate and 6 legs
** includes 6 legs
*** includes 7-circuit post-mix cold plate and 8 legs

2200 Series Glass Rack Storage Units NSF

see spec sheet **EG40.21**



model #FBGR24-22



model #GR24-22

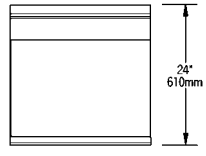

 # FBGR24-22

FEATURES:

- Modular, providing for custom configuration using standard components.
- Stainless steel construction.

Note: **Stainless steel leg kits available.**
To order, add suffix **"-SL"**. Example: WBGR24-22-**SL**
For **stainless steel legs with stainless steel feet**, add suffix **"-SLF"**. Example: WBGR24-22-**SLF**

Note: **Center shelf available.** To order, add **20% to list price** and suffix "**-CS**". Example: FBGR24-18-**CS**
Consult factory for pricing.

width x length in.	width x length mm	cu ft	with Flatboard Top weight lbs.	with Flatboard Top weight kg	with Flatboard Top model #	with Recessed Worktop weight lbs.	with Recessed Worktop weight kg	with Recessed Worktop model #	with Open Top* weight lbs.	with Open Top* weight kg	with Open Top* model #
24″ x 12″	610 x 305	13.5	39	17.6	**FBGR12-22**	40	18.1	**WBGR12-22**	36	16.5	**GR12-22**
24″ x 18″	610 x 457	15.6	53	24.0	**FBGR18-22**	54	24.5	**WBGR18-22**	47	21.3	**GR18-22**
24″ x 24″	610 x 610	17.7	67	30.4	**FBGR24-22**	68	30.9	**WBGR24-22**	49	22.2	**GR24-22**

*23½″ *(597mm)* front-to-back.

2200 Series Workboards (NSF)

see spec sheet **EG40.13**



FEATURES:

- Embossed drain surface for ease of draining.
- Modular, providing for custom configuration using standard components.
- Stainless steel construction
- Front-to-back is 24″ *(610mm)*.

Note: **Stainless steel leg kits available.**
To order, add suffix **"-SL"**. Example: WB2-22-**SL**
For more stainless steel leg kits, see page 296.
Consult factory for pricing.

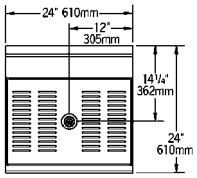

WB2-22

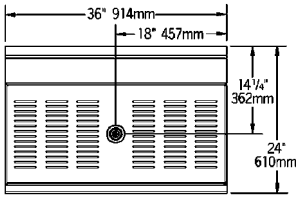

WB3-22

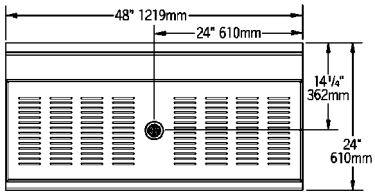

WB4-22

	length		weight		cubic	
	in.	mm	lbs.	kg	feet	model #
24″	24″	610	27	12.2	9.1	**WB2-22**
width	36″	914	56	25.4	12.8	**WB3-22**
(610mm)	48″	1219	58	26.3	14.1	**WB4-22**

2200 Series Liquor Display Unit (NSF)

see spec sheet **EG40.22**



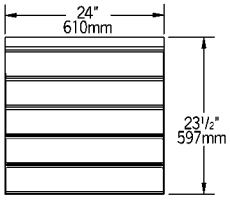

FEATURES:

- Nominal 4″ *(102mm)* wide steps.
- Modular, providing for custom configuration using standard components.
- Stainless steel construction
- Front-to-back is 23½″ *(597mm)*.

Note: **Stainless steel leg kits available.**
To order, add suffix **"-SL"**. Example: LD24-22-**SL**
For more stainless steel leg kits, see page 296.
Consult factory for pricing.

width x length		weight		cubic	
in.	mm	lbs.	kg	feet	model #
23½″ x 24″	597 x 610	48	21.8	9.1	**LD24-22**

2200 Series Lower-Tier Liquor Display Unit (NSF)

see spec sheet **EG40.22**



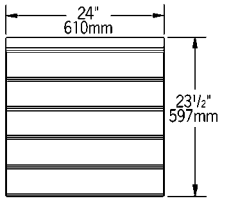

FEATURES:

- Steps are lower for more underbar clearance.
- Modular, providing for custom configuration using standard components.
- Stainless steel construction
- Front-to-back is 23½″ *(597mm)*.

Note: **Stainless steel leg kits available.**
To order, add suffix **"-SL"**. Example: LLD24-22-**SL**
For more stainless steel leg kits, see page 296.
Consult factory for pricing.

width x length		weight		cubic	
in.	mm	lbs.	kg	feet	model #
23½″ x 24″	597 x 610	48	21.8	7.7	**LLD24-22**

100 Industrial Boulevard, Clayton, DE 19938-8903 U.S.A.
Phone: 800-441-8440 or 302-653-3000. Fax: 302-653-2065
http://www.eaglegrp.com

EAGLE GROUP
Profit from the Eagle Advantage®

Modular Angle Fillers

see spec sheets **EG40.57** **EG40.58**

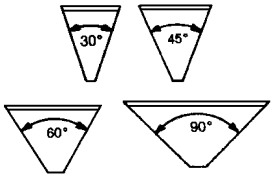

rear filler angles



rear angle filler

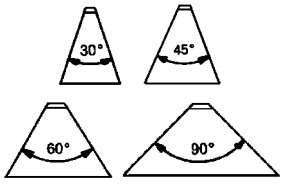

front filler angles



front angle filler

FEATURES:

- Joins two 1800 or 2200 units by the corners.
- Front and rear fillers available in angles of 30˚, 45˚, 60˚, and 90˚.

description	weight lbs.	weight kg	cubic feet	FRONT model #	REAR model #
30˚ angle	15	6.8	2.7	**MF30-18**	**MR30-18**
	16	7.3	2.9	**MF30-22**	**MR30-22**
45˚ angle	16	7.3	2.8	**MF45-18**	**MR45-18**
	17	7.7	3.0	**MF45-22**	**MR45-22**
60˚ angle	19	8.6	3.2	**MF60-18**	**MR60-18**
	20	9.0	3.5	**MF60-22**	**MR60-22**
90˚ angle	21	9.5	3.9	**MF90-18**	**MR90-18**
	22	10.0	4.2	**MF90-22**	**MR90-22**

Suffix **"-18"** indicates angle fillers that fit 1800 series units.
Suffix **"-22"** indicates angle fillers that fit 2200 series units.

Corner Drainboards

see spec sheets **EG40.57** **EG40.58**



front corner drainboard



rear corner drainboard

FEATURES:

- Joins two 1800 or 2200 units by the corners.
- Rear corner drainboards come with one 1⅝″ *(41mm)* leg.
- All units have predrilled mounting holes.

weight lbs.	weight kg	cubic feet	FRONT model #	REAR model #
37	16.8	3.7	**MFC-18**	**MRC-18**
42	19.1	4.2	**MFC-22**	**MRC-22**

Suffix **"-18"** indicates corner drainboards that fit 1800 series units.
Suffix **"-22"** indicates corner drainboards that fit 2200 series units.

Modular Add-On Service Units—Hand Sinks NSF

see spec sheet **EG40.59**



model # MA2-18

FEATURES:

- Predrilled mounting holes.
- Standard faucets.
- Basket drain.
- Tubular legs.

Note: **Stainless steel leg kits available.**
To order, add suffix **"-SL"**. Example: MA2-22-**SL**
For more stainless steel leg kits, see page 296.
Consult factory for pricing.

description	width x length in.	width x length mm	weight lbs.	weight kg	cu ft	model #
hand sink	20″ x 12″	508 x 305	26	11.8	6.4	**MA2-18** •
	24″ x 12″	610 x 305	34	15.4	6.4	**MA2-22**

Suffix **"-18"** indicate modular add-on fits 1800 series units.
Suffix **"-22"** indicate modular add-on fits 2200 series units.

(•) MTS *(made to stock)* / ( ) MTO *(made to order)*

Modular Add-On Service Units—Stepdown Units

see spec sheets **EG40.60A** **EG40.60B**



single



double



liquid waste



sink

FEATURES:

- Predrilled mounting holes.
- 120-volt 20-amp GFCI duplex receptacle.
- Standard faucet on #MA4's and MA7's.
- Faucet and 1½″ NPS drain on #MA7's.
- Tubular legs.

Note: **Stainless steel leg kits available.**
To order, add suffix **"-SL"**. Example: MA1-22-**SL**
For more stainless steel leg kits, see page 296.
Consult factory for pricing.

(•) MTS *(made to stock)* / ( ) MTO *(made to order)*

description	width x length in.	mm	weight lbs.	kg	cu ft	model #
single step-down units	19½″ x 12″	495 x 305	15	6.8	6.4	**MA1-18**
	23½″ x 12″	597 x 305	16	7.3	6.4	**MA1-22**
liquid waste step-down units	19½″ x 12″	495 x 305	17	7.7	6.4	**MA4-18**
	23½″ x 12″	597 x 305	21	9.5	6.4	**MA4-22**
double step-down units	19½″ x 18″	495 x 457	20	9.0	3.3	**MA6-18**
	23½″ x 18″	597 x 457	22	10.1	3.5	**MA6-22**
sink, step-down units	19½″ x 18″	495 x 457	35	15.9	3.3	**MA7-18•**
	23½″ x 18″	597 x 457	37	16.8	3.5	**MA7-22•**

Suffix **"-18"** indicate modular add-ons that fit 1800 series units.
Suffix **"-22"** indicate modular add-ons that fit 2200 series units.

Modular Add-On Service Units—Fillers, Storage Units, and Workboards

see spec sheets **EG40.61A** **EG40.61B**



filler with tube chase



bottle storage unit



storage base unit



workboard

FEATURES:

- Predrilled mounting holes.
- 1½″ NPS drain on bottle storage units and workboards.
- Tubular legs.

Note: **Stainless steel leg kits available.**
To order, add suffix **"-SL"**. Example: TCS6-18-**SL**
For more stainless steel leg kits, see page 296.
Consult factory for pricing.

Suffix **"-18"** indicate modular add-ons that fit 1800 series units.
Suffix **"-22"** indicate modular add-ons that fit 2200 series units.

description	width x length in.	mm	weight lbs.	kg	cu ft	model #
fillers with tube chase	19″ x 6″	483 x 152	18	8.2	4.2	**TCS6-18**
	23″ x 6″	584 x 152	20	9.0	5.6	**TCS6-22**
bottle storage units	20″ x 12″	508 x 305	17	7.7	6.4	**MA5-18**
	24″ x 12″	610 x 305	21	9.5	6.4	**MA5-22**
insulated bottle storage units	20″ x 12″	508 x 305	32	14.5	6.4	**MA5I-18**
	24″ x 12″	610 x 305	37	16.8	6.4	**MA5I-22**
storage base units *(slides underneath underbar)*	19½″ x 12″	495 x 305	26	11.8	6.4	**MAB12-18**
	23½″ x 12″	597 x 305	30	13.6	6.4	**MAB12-22**
	19½″ x 18″	495 x 457	37	16.8	6.4	**MAB18-18**
	23½″ x 18″	597 x 457	41	18.6	6.4	**MAB18-22**
workboards	20″ x 12″	508 x 305	21	9.5	6.4	**MAWB12-18**
	24″ x 12″	610 x 305	22	10.0	6.4	**MAWB12-22**

100 Industrial Boulevard, Clayton, DE 19938-8903 U.S.A.
Phone: 800-441-8440 or 302-653-3000. Fax: 302-653-2065
http://www.eaglegrp.com

EAGLE GROUP
Profit from the Eagle Advantage®

Pass-Thru Ice Chests

see spec sheet **EG40.16**

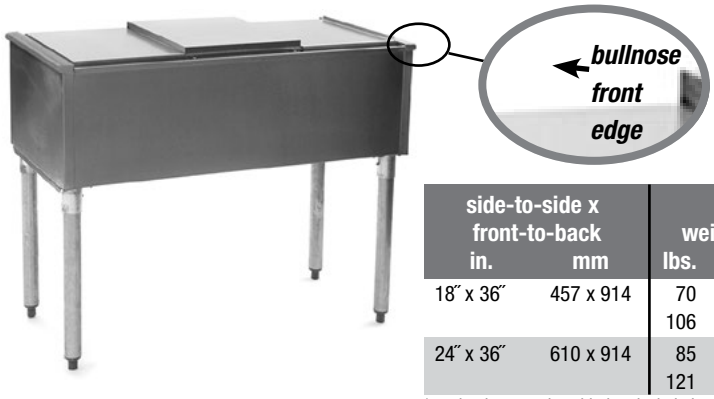

FEATURES:

- For 1800 and 2200 Series.
- Sliding cover.

Note: **Stainless steel leg kits available.**
To order, add suffix **"-SL"**. Example: B18ICPT-**SL**
For more stainless steel leg kits, see page 296.
Consult factory for pricing.

side-to-side x front-to-back in.	mm	weight lbs.	kg	cubic feet	model #
18″ x 36″	457 x 914	70	31.8	10.0	**B18ICPT**
		106	48.1	12.8	**B18ICPT-7** *
24″ x 36″	610 x 914	85	38.6	13.5	**B24ICPT**
		121	54.9	13.5	**B24ICPT-7** *

* 7-circuit post-mix cold plate included

Accessories/Replacements

Can be shipped UPS.

see spec sheet **EG40.56**



#303365 standard faucet



#313302 T&S faucet

Standard Faucet

With 4″ *(102mm)* centers.

description	model #
standard, splash mount, 4″ *(102mm)* centers, 10″ *(254mm)* spout	**303365**

T&S Faucet

With 4″ *(102mm)* centers.

description	model #
T&S, splash mount, 4″ *(102mm)* centers, 10″ *(254mm)* spout	**313302**

Faucet Repair Kit

Fits faucet #303365.



description	model #
hot/cold ceramic cartridge	**368421**



overflow pipe



mini crumb cup



drain

Drains

description	model #
1½″ *(38mm)* drain only, for underbar sinks	**300886** *
1½″ *(38mm)* overflow pipes only	**300887**
mini crumb cup	**300966**
PVC tail piece for ice chest drains	**350037** *
lock nut for 1½″ *(38mm)* drains	**300889**
½″ x 4″ *(13 x 102mm)* nipple drain for 7-circuit post-mix cold plate	**312007**

* #350037 and 300886 not to be used with units containing 7-circuit post-mix cold plate



P-Trap

description	model #
nickel-plated	**300789**

Accessories/Replacements

see spec sheet **EG40.56**

Can be shipped UPS.

(•) MTS *(made to stock)* / ( ) MTO *(made to order)*

Speed Rails

Made for liter-size bottles.



single-tier speed rail



double-tier speed rail

length		number of	Single-Tier, Keyhole 4 7/16″ *(113mm)* wide.				Double-Tier, Keyhole 8⅞ *(225mm)* wide.			
in.	mm	keyholes	weight lbs.	kg	cu ft	model #	weight lbs.	kg	cu ft	model #
22″	559	2	4	1.8	0.5	**500778•**	18	8.2	2.1	**501883•**
34″	864	3	7	3.2	0.7	**500779•**	27	12.2	3.2	**501884•**
46″	1168	3	8	3.6	0.9	**500780•**	31	14.1	4.2	**501885•**
58″	1473	3	10	4.5	1.2	**502956•**	36	16.1	5.3	**502957**
70″	1778	3	12	5.4	1.4	**501045•**	40	18.1	6.3	**501886•**

Optional Hanging Straps for Speed Rails

When ordering, order number of straps per number of holes on speed rail.
Not recommended for speed rails over 60″ *(1524mm)* in length.

model #
300708



bottle opener



bottle holder



bottle holder tray



cap catcher

Miscellaneous

description	model #
cocktail rack; 15⅜″ x 19¾″ *(391 x 502mm)* bowl	**300325**
bottle holder—plastic, single	**300491**
bottle holder tray—holds 4 bottles	**300805**
bottle opener	**300713**
cap catcher	**300819**

Optional Stainless Steel Leg Kits

Consult factory for pricing.

description	add suffix #
stainless steel legs	**-SL**
stainless steel legs and stainless steel feet	**-SLF**
stainless steel legs and stainless steel gussets *	**-SLG**
stainless steel legs, stainless steel feet, and stainless steel gussets *	**-SLGF**

* Does not apply to Glass Rack Storage Units (pages 285 and 291).

Clip-On Condiment Tray/Holder

Six pint-sized removable condiment tray inserts. Stainless steel body. Plexiglass lid with stainless steel hinge.



length x width x height in.	mm	weight lbs.	kg	cu ft	model #
18″ x 5½″ x 3½″	457 x 140 x 89	9	4.1	3.5	**CS-CCD**

100 Industrial Boulevard, Clayton, DE 19938-8903 U.S.A.
Phone: 800-441-8440 or 302-653-3000. Fax: 302-653-2065
http://www.eaglegrp.com

EAGLE GROUP
Profit from the Eagle Advantage®

Custom Underbar — 1800 and 2200 Series

see spec sheet **EG40.55**

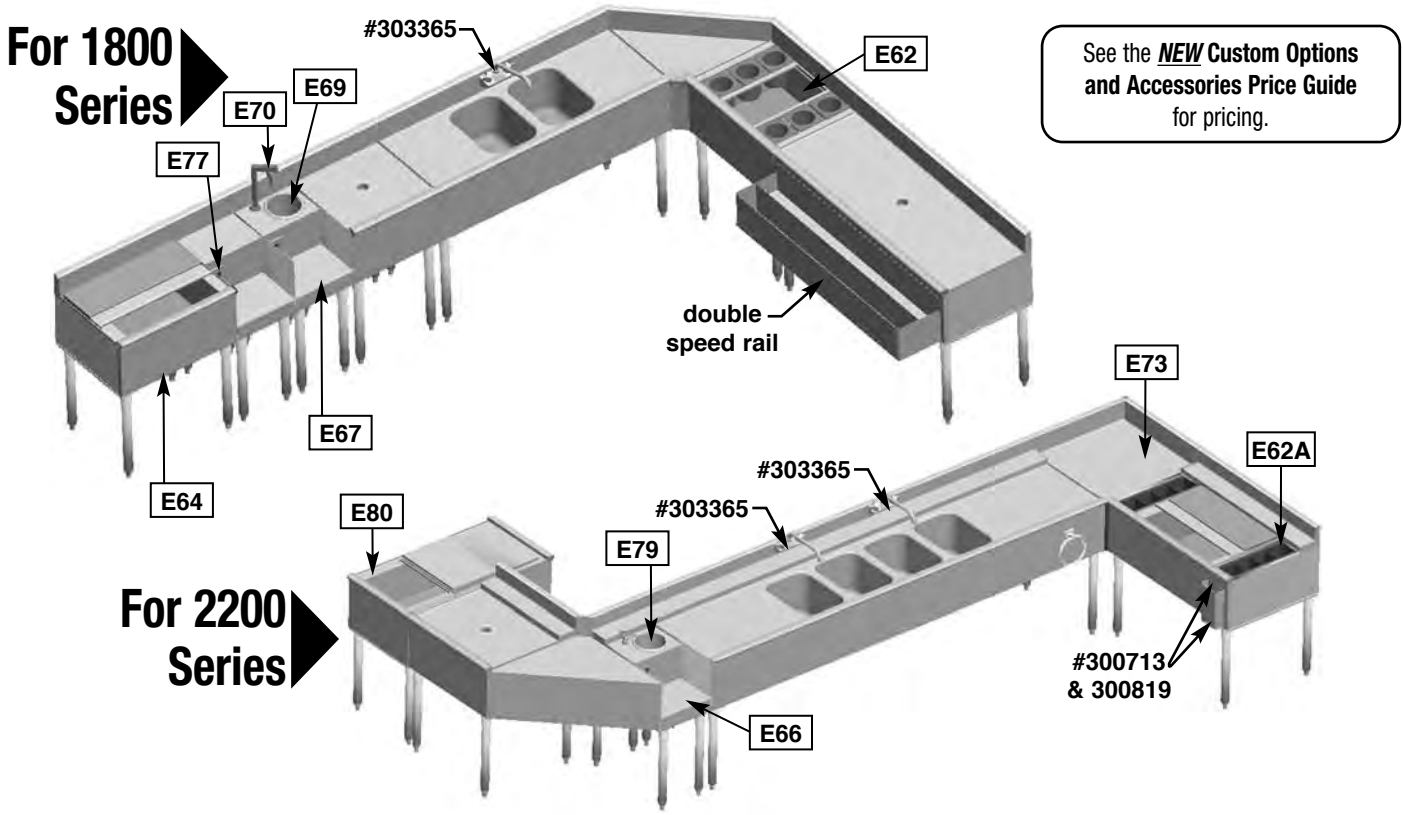

See the ***NEW*** **Custom Options and Accessories Price Guide** for pricing.

FOR 1800 AND 2200 SERIES	
model #	**description**
E60	Workboards (minimum 4′ 0″) per linear foot
	Sinks:
E61	- hand sink 10″ x 14″ x 5″ w/drain faucet
E61A	- sink bowl 10″ x 14″ x 9½″ w/drain, faucet & overflow
E61B	- sink bowl 12″ x 14″ x 9½″ w/drain, faucet & overflow
	Cocktail units 15½″ x 19¾″ bowls:
E62	- 24″ unit, 6 bottle wells, inside liner, no cover
E62A	- 36″ unit, 8 bottle wells, outside liner, sliding s/s cover
E63	Ice chest 15½″ x 19¾″ x 8″ deep
E64	Ice chest w/sliding s/s cover 15½″ x 19¾″ x 8″ deep
E65	Higher backsplash up to 9″ high per linear foot
	Blender step unit w/liquid waste chute, faucet, electrical outlet:
E66	- 12″ wide single station
E66A	- 14″ wide double station
E67	Blender recess 12″ *(305mm)* wide with electrical GFCI outlets
E68	Open waste chute installed
E69	Liquid waste chute installed
E70	Glass filler
E71	Cutout in back (2200 Series only)
E72	End splash per end
E73	"L" shape corner welded per corner (except sink bowls)
E74	Pass-thru
E75	Blender shelf 12″ *(305mm)* wide, removable hook-on type

FOR 1800 AND 2200 SERIES	
model #	**description**
300712	Towel bar, 24″ *(610mm)*-long, stainless steel - shipped loose
300670	Sliding s/s ice cover for 15½″ x 19¾″ bowl (non NSF)
300325	Rack for round bottle wells
300491	Bottle holder, individual
300805	Bottle holder trays (not installed) hold 4 bottles each
326636	Poly cutting board 15″ x 15″ x ½″ (not attached) poly-plastic
303365	Faucet - 10″ spout, splash mount
E76	Divider for ice chest (removable), installed at factory
300713	- Bottle opener and
300819	- Cap catcher (not attached)
E77	Duplex GFCI receptacle, installed
359032	Post-mix cold plate for 15½″ x 19¾″ bowl, 7-circuit, sealed-in (NSF)
E78	Glass rack storage, holds (2) 20″ x 20″ racks
E79	Dipperwell with faucet
	Pass-thru ice chests:
E80	- 18″ x 36″ x 8″
E80A	- 24″ x 36″ x 8″
E81	Stainless steel leg, each
300293	Plastic bullet foot, each
E83	NSF sprayed-on sound deadening, up to 12′ *(3658mm)* length
	Modular Angle Fillers and Corner Drainboards—front and rear sections (see page 293 for models)
	Double speed rail (see page 296 for models)

Spec-Bar®
Modular Underbar Equipment

The most flexible design in stainless steel underbar equipment that allows you to customize your specifications with simple modular design for easy installation.

You can have it all! – The convenience of one-stop-shopping for all your equipment needs, design assistance through EAGLE's SpecFAB® division, and the elegance of brass, hardwoods, and stylish laminates.

All this is yours, with the assurance of impeccable quality and workmanship.

EAGLE Advantages Include:

- Stainless steel construction.
- Decorative solid brass and chrome rails and fittings available.
- Solid surface design *(optional)* lends natural tones and rich textures to your unit.
- Laminates available are in the hundreds, making the possibilities virtually endless.
- The solid elegance of walnut, oak, cherry, maple, red oak, and mahogany bar panels makes your Spec-Bar® blend in to any decor.

Step Up To The Bar…





Spec-Bar® Standard Ice Chests (NSF)

see spec sheet **EG40.17**



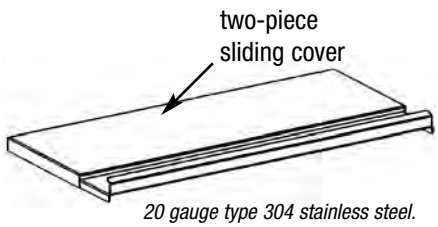

20 gauge type 304 stainless steel.

FEATURES:

- Body and crossbracing made of type 304 stainless steel.
- 10½″ *(267mm)* deep ice bin with foamed-in-place insulation.
- Removable stainless steel cover.
- Stainless steel adjustable bullet feet.
- Non-metallic breaker strip to prevent heat transfer to ice bin.
- 37″ *(940mm)* overall height.

Note: **Post-mix cold plates available.** To order 8-circuit post-mix cold plate, add suffix **"-8"** to model number.

To order 2-circuit post-mix cold plate, add suffix **"-2"** to model number. **Example: B24IC-19-2**.

To order 10-circuit post-mix cold plate, add suffix **"-10"** to model number. **Example: B24IC-19-10**.

Extra deep ice chests available. 14½″ *(368mm)* deep. To order, replace "IC-" in model number with **"ICD-"**. **Example: B48ICD-19.** Sliding covers included.

Consult factory for pricing.

	length		weight		cubic	capacity		
	in.	mm	lbs.	kg	feet	lbs.	kg	model #
19″ width *(483mm)*	12″	305	30	13.6	5.3	34	15.2	**B12IC-19 ***
	18″	457	37	16.8	7.3	50	22.8	**B18IC-19 ***
	24″	610	50	22.7	9.3	67	30.4	**B24IC-19**
	30″	762	70	31.8	11.3	84	38.0	**B30IC-19**
	36″	914	80	36.3	13.3	101	45.6	**B36IC-19**
	42″	1067	90	40.8	15.3	117	53.2	**B42IC-19**
	48″	1219	100	45.4	17.3	134	30.7	**B48IC-19**
24″ width *(610mm)*	12″	305	35	15.9	6.5	43	19.3	**B12IC-24 ***
	18″	457	40	18.1	8.9	64	28.9	**B18IC-24 ****
	24″	610	60	27.2	11.2	85	38.5	**B24IC-24**
	30″	762	75	34.0	13.8	106	48.2	**B30IC-24**
	36″	914	85	36.3	16.2	127	57.8	**B36IC-24**
	42″	1067	90	40.8	18.6	149	67.4	**B42IC-24**
	48″	1219	100	45.4	21.1	170	77.7	**B48IC-24**

* There are no optional cold plates available for these models.

** For B18IC-24, only an optional 2-circuit post-mix cold plate is available.

(•) MTS *(made to stock)* / ( ) MTO *(made to order)*

Replacement Ice Bin Covers

see spec sheet **EG40.23**

for ice chest length		19″ width	for ice chest length		24″ width
in.	mm	model #	in.	mm	model #
12″	305	**IC3-12**	12″	305	**IC4-12**
18″	457	**IC3-18**	18″	457	**IC4-18**
24″	610	**IC3-24**	24″	610	**IC4-24**
30″	762	**IC3-30**	30″	762	**IC4-30**
36″	914	**IC3-36**	36″	914	**IC4-36**
42″	1067	**IC3-42**	42″	1067	**IC4-42**
48″	1219	**IC3-48**	48″	1219	**IC4-48**

Spec-Bar® Bottle Racks for Standard Ice Chests (NSF)

see spec sheet **EG40.23**

width		weight		cubic	bottle	
in.	mm	lbs.	kg	feet	capacity	model #
19″	483	2	0.9	0.6	3	**BR3-19**
19″	483	4	1.8	1.0	6	**BR6-12-19**
19″	483	6	2.7	1.0	6	**BR6-18-19**
19″	483	8	3.6	1.0	6	**BR6-24-19**
19″	483	10	4.5	1.0	6	**BR6-30-19**
19″	483	12	5.4	1.0	6	**BR6-36-19**
19″	483	14	6.4	1.0	6	**BR6-42-19**
19″	483	16	1.8	1.0	6	**BR6-48-19**
24″	610	2	0.9	0.7	4	**BR4-24**
24″	610	4	1.8	1.0	8	**BR8-12-24**
24″	610	6	2.7	1.0	8	**BR8-18-24**
24″	610	8	3.6	1.0	8	**BR8-24-24**
24″	610	10	4.5	1.0	8	**BR8-30-24**
24″	610	12	5.4	1.0	8	**BR8-36-24**
24″	610	14	6.4	1.0	8	**BR8-42-24**
24″	610	16	1.8	1.0	8	**BR8-48-24**

FEATURES:

- One or two 3-bottle or 4-bottle configured vinyl-coated wire racks.
- Divider walls are 20 gauge type 304 stainless steel.



bottle rack with 4-bottle capacity



#BR6-18-19 bottle rack

Spec-Bar® Combination Ice Chests (NSF)

see spec sheet **EG40.19**



FEATURES:

- Bottle compartment and ice bin, each with separate insulation and drains.
- Rectangle openings provided in backsplash for tubing.
- Units available with bottle rack on left or right or both sides.
- Body and crossbracing made of type 304 stainless steel.
- 10½″ *(267mm)* deep ice bin with foamed-in-place insulation.
- Removable stainless steel cover.
- Stainless steel adjustable bullet feet.
- Non-metallic breaker strip to prevent heat transfer to ice bin.
- 36⅝″ *(930mm)* overall height.

Note: Post-mix cold plates available.

To order **8-circuit** post-mix cold plate, add suffix **"-8"** to model number.

To order **2-circuit** post-mix cold plate, suffix **"-2"** to model number. Example: BCT36R-19**-2.**

To order **10-circuit** post-mix cold plate, add suffix **"-10"** to model number. Example: BCT36R-19**-10.**

Extra deep ice chests available.

14½″ *(368mm)* deep. To order, replace "-" in model number with **"D-"**. Example: BCT48R**D-**24.

Consult factory for pricing.

…with Bottle Rack on Both Sides

	overall length		ice bin width x length		weight		cu	ice capacity		
	in.	mm	in.	mm	lbs.	kg	ft	lbs.	kg	model #
19″ width *(483mm)*	48″	1219	15″ x 23″	381 x 584	169	76.7	17.3	67	30.4	**BCT48-19**
	54″	1372	15″ x 29″	381 x 737	179	87.2	19.3	84	38.0	**BCT54-19**
	60″	1524	15″ x 35″	381 x 889	189	85.7	21.3	100	45.6	**BCT60-19**
24″ width *(610mm)*	48″	1219	20″ x 23″	508 x 584	189	85.7	19.8	85	38.5	**BCT48-24**
	54″	1372	20″ x 29″	508 x 737	199	90.3	21.8	106	48.2	**BCT54-24**
	60″	1524	20″ x 35″	508 x 889	209	94.8	23.8	127	54.8	**BCT60-24**

…with Bottle Rack on One Side

	overall length		ice bin width x length		weight		cu	ice capacity		bottle rack on left	bottle rack on right
	in.	mm	in.	mm	lbs.	kg	ft	lbs.	kg	model #	model #
19″ width *(483mm)*	24″	610	15″ x 11″	381 x 279	119	86.2	9.3	40	18.1	**BCT24L-19***	**BCT24R-19***
	30″	762	15″ x 17″	381 x 432	132	59.9	11.3	50	22.8	**BCT30L-19***	**BCT30R-19***
	36″	914	15″ x 23″	381 x 584	153	69.4	13.3	67	30.4	**BCT36L-19**	**BCT36R-19**
	42″	1067	15″ x 29″	381 x 737	181	82.1	15.3	84	38.0	**BCT42L-19**	**BCT42R-19**
	48″	1219	15″ x 35″	381 x 889	196	88.9	17.3	100	45.6	**BCT48L-19**	**BCT48R-19**
24″ width *(610mm)*	30″	762	20″ x 17″	508 x 432	158	71.6	13.8	64	28.9	**BCT30L-24***	**BCT30R-24***
	36″	914	20″ x 23″	508 x 584	161	73.0	15.8	85	38.5	**BCT36L-24**	**BCT36R-24**
	42″	1067	20″ x 29″	508 x 737	163	73.9	17.8	106	48.2	**BCT42L-24**	**BCT42R-24**
	48″	1219	20″ x 35″	508 x 889	179	87.2	19.5	127	54.8	**BCT48L-24**	**BCT48R-24**

* There are no optional post-mix cold plates available for these models.

The EAGLE Advantage

HAVE YOU PROFITED TODAY?

EAGLE's SpecFAB® Division was formed to fill the gap between ready-made standard equipment and high-cost, "wish-and-wait" highly customized equipment. With SpecFAB®, you get quality custom equipment, built to your specifications and delivered to you fast - *at affordable prices.*

To learn more about what EAGLE's SpecFAB® Division can do for you, see pages 373-380 or…

…visit us at www.eaglegrp.com

100 Industrial Boulevard, Clayton, DE 19938-8903 U.S.A.
Phone: 800-441-8440 or 302-653-3000. Fax: 302-653-2065
http://www.eaglegrp.com

EAGLE GROUP
Profit from the Eagle Advantage®

Spec-Bar® Drop-In Ice Chests (NSF)

see spec sheet **EG40.20**



FEATURES:

- Body made of type 304 stainless steel.
- 10½″ *(267mm)* deep ice bin with foamed-in-place insulation.
- Removable stainless steel sliding cover.
- Non-metallic breaker strip to prevent heat transfer to ice bin.

overall width x length in.	overall width x length mm	cut-out dimensions width x length in.	cut-out dimensions width x length mm	weight lbs.	weight kg	cubic feet	ice cube capacity lbs.	ice cube capacity kg	model #
18″ x 24″	457 x 610	16¼″ x 22¼″	413 x 565	80	36.3	3.8	72	32.7	**DIC1420** •
24″ x 18″	610 x 457	22¼″ x 16¼″	565 x 413	80	36.3	3.8	72	32.7	**DIC2014**
20″ x 30″	508 x 762	18¼″ x 28¼″	464 x 718	122	55.3	5.0	121	54.9	**DIC1626**
30″ x 20″	762 x 508	28¼″ x 18¼″	718 x 464	122	55.3	5.0	121	54.9	**DIC2616**

Optional Post-Mix Cold Plates:
#DIC1420 and DIC2014 can accept 2-circuit post-mix cold plate only.
#DIC1626 and DIC2616 can accept 2-, 8-, or 10-circuit post-mix cold plates.

Note: To order **8-circuit** post-mix cold plate, add suffix **"-8"** to model number. Example: DIC1420-**8**.
To order **2-circuit** post-mix cold plate, suffix **"-2"** to model number. Example: DIC1420-**2**.
To order **10-circuit** post-mix cold plate, add suffix **"-10"** to model number. Example: DIC1626-**10**.
Consult factory for pricing.

(•) MTS *(made to stock)* / ( ) MTO *(made to order)*

Spec-Bar® Pass Thru Ice Chest (NSF)

see spec sheet **EG40.18**



FEATURES:

- Body and crossbracing made of type 304 stainless steel.
- 10½″ *(267mm)* deep ice bin with foamed-in-place insulation.
- Removable stainless steel sliding cover.
- Stainless steel adjustable bullet feet.
- Non-metallic breaker strip to prevent heat transfer to ice bin.
- 29 3/16″ *(741mm)* overall height.

overall width x length in.	overall width x length mm	weight lbs.	weight kg	cubic feet	capacity lbs.	capacity kg	model #
36″ x 24″	914 x 610	100	45.5	15.8	175	79.4	**B24PTIC**

Note: To order **8-circuit** post-mix cold plate, add suffix **"-8"** to model number. Example: B24PTIC-**8**.
To order **2-circuit** post-mix cold plate, suffix **"-2"** to model number. Example: B24PTIC-**2**.
To order **10-circuit** post-mix cold plate, add suffix **"-10"** to model number. Example: B24PTIC-**10**.
Consult factory for pricing.

Spec-Bar® Modular Bar Die (NSF) (UL)

see spec sheet **EG40.45**



pedestal base style shown
(note: base shown for display only)

- Flexibility of freestanding equipment in one easy unit.
- Stone gray color, unless specified.
- Available in flat wall style and pedestal base style.
- Built-in chaseways for beverage, electrical and plumbing lines.
- Duplex outlets and dispenser access holes as requested.
- On pedestal base style, equipment is mounted onto die before shipping. Arrives pre-assembled from factory in sections for easy installation. Simply connect sections and secure unit.
- Optional factory U.L. wiring and plumbing package.

Call factory for pricing.

Spec-Bar® Hand Sinks (NSF)

see spec sheet **EG40.34**



FEATURES:

- 8″ *(203mm)* high backsplash, sides, front panel or door, and bowl are 20 gauge stainless steel.
- Leg channels, legs, and crossbracing are 16 gauge stainless steel.
- 9¼″ x 11½″ x 6″ *(235 x 292 x 152mm)* 20 gauge stainless steel bowls.
- T&S faucet.
- 1½″ *(38mm)* stainless steel I.P.S. threaded drain with nut and washer.
- 36½″ *(927mm)* overall height.

(•) MTS *(made to stock)* / ( ) MTO *(made to order)*

	length		weight		cu		
	in.	mm	lbs.	kg	ft	description	model #
19″ width *(483mm)*	12″	305	30	13.6	5.3	w/front panel and deck-mount faucet	**HS12-19 •**
	18″	457	35	15.9	8.0	w/front panel and deck-mount faucet	**HS18-19**
	18″	457	45	20.4	8.0	w/front door, soap & towel disp., splash-mt faucet	**HSD18-19**
24″ width *(610mm)*	12″	305	35	15.9	6.5	w/front panel and deck-mount faucet	**HS12-24 •**
	12″	305	45	20.4	6.5	w/front door, soap & towel disp., splash-mt faucet	**HSD12-24**
	18″	457	40	18.1	9.0	w/front panel and deck-mount faucet	**HS18-24**
	18″	457	50	22.7	9.0	w/front door, soap & towel disp., splash-mt faucet	**HSD18-24**

"D" in model number indicates units with front door, soap and paper towel dispensers, and splash mount faucet.

Spec-Bar® Wall Mounted Sinks (NSF)

see spec sheet **EG40.35**



FEATURES:

- Backsplash, sides, bottom, front panel or door, trim rail, and bowls are 20 gauge stainless steel.
- Wall mounting bracket and top drop-in model are 18 gauge stainless steel.
- 9¼″ x 11½″ x 6″ *(235 x 292 x 152mm)* 20 gauge stainless steel bowls.
- T&S faucet.
- 1½″ *(38mm)* stainless steel I.P.S. threaded drain with nut and washer.

width x length		weight		cu		
in.	mm	lbs.	kg	ft	description	model #
15″ x 14″	381 x 356	22	10.0	5.0	w/front panel	**WS14-15**
15″ x 14″	381 x 356	30	13.6	5.0	w/front door & dispensers	**WSD14-15**
15″ x 14″	381 x 356	25	11.3	5.0	w/perforated sink strainer	**WSS14-15**
17″ x 12″	432 x 305	15	6.8	4.4	drop-in model	**WSSDI12-15**

The EAGLE Advantage

HAVE YOU PROFITED TODAY?

Call Your EAGLE GROUP Representative Now To Place Your Order.

100 Industrial Boulevard, Clayton, DE 19938-8903 U.S.A.
Phone: 800-441-8440 or 302-653-3000. Fax: 302-653-2065
http://www.eaglegrp.com

EAGLE GROUP
Profit from the Eagle Advantage®

Spec-Bar® Two-Compartment Sinks (NSF)

see spec sheet **EG40.37**



FEATURES:

- 10″ x 14″ x 9½″ *(254 x 356 x 241mm)* bowls.
- Splash mounted T&S faucet
- 1½″ *(38mm)* I.P.S. threaded drain with nut and washer.
- 37″ *(940mm)* overall height.

width x length in.	width x length mm	weight lbs.	weight kg	cubic feet	model #
19″ x 24″	483 x 610	50	22.7	9.3	**B2-2-19**
24″ x 24″	610 x 610	55	24.9	11.3	**B2-2-24**

Spec-Bar® Three-Compartment Sinks (NSF)

see spec sheet **EG40.38**



3-compartment sink with optional speed rail

FEATURES:

- 19″ *(940mm)* units feature splash mount T&S faucet with 10″ *(254mm)* spout; 24″ *(610mm)* units come with double-hinged splash mount T&S faucet.
- 10″ x 14″ x 9½″ *(254 x 356 x 241mm)* bowls.
- 1½″ *(38mm)* I.P.S. threaded drain with nut and washer.
- 37″ *(940mm)* overall height.

…with One Drainboard - except where noted.

	overall length in.	overall length mm	drainboard(s) length in.	drainboard(s) length mm	weight lbs.	weight kg	cu ft	DRAINBOARD ON LEFT model #	DRAINBOARD ON RIGHT model #
19″ width *(483mm)*	36″	914	n/a	n/a	60	27.2	13.3	**B3-3-19***	n/a
	48″	1219	12″	305	70	31.8	17.3	**B4-3-L-19**	**B4-3-R-19**
	60″	1524	24″	610	80	36.3	21.3	**B5-3-L-19**	**B5-3-R-19**
	66″	1676	30″	762	85	38.6	23.3	**B5.5-3-L-19**	**B5.5-3-R-19**
	72″	1829	36″	914	90	40.8	25.3	**B6-3-L-19**	**B6-3-R-19**
24″ width *(610mm)*	36″	914	n/a	n/a	65	29.5	16.2	**B3-3-24***	n/a
	48″	1224	12″	305	75	34.0	21.1	**B4-3-L-24**	**B4-3-R-24**
	60″	1524	24″	610	85	38.6	25.9	**B5-3-L-24**	**B5-3-R-24**
	66″	1676	30″	762	90	40.8	28.4	**B5.5-3-L-24**	**B5.5-3-R-24**
	72″	1829	36″	914	95	43.1	30.8	**B6-3-L-24**	**B6-3-R-24**

* These models do not have drainboards.

…with Two Drainboards - shipped wood-crated.

	overall length in.	overall length mm	drainboard(s) length in.	drainboard(s) length mm	weight lbs.	weight kg	cu ft	model #
19″ width *(483mm)*	60″	1524	12″	305	180	81.7	21.3	**B5-3-LR-19**
	72″	1829	18″	457	190	86.2	25.3	**B6-3-LR-19**
	84″	2134	24″	610	205	92.9	29.3	**B7-3-LR-19**
	96″	2438	30″	762	220	99.8	33.3	**B8-3-LR-19**
24″ width *(610mm)*	60″	1524	12″	305	185	83.9	25.9	**B5-3-LR-24**
	72″	1829	18″	457	195	88.5	30.8	**B6-3-LR-24**
	84″	2134	24″	610	210	95.3	35.7	**B7-3-LR-24**
	96″	2438	30″	762	225	102.1	40.5	**B8-3-LR-24**

Spec-Bar® Four-Compartment Sinks (NSF)

see spec sheet **EG40.39**



FEATURES:

- Double-hinged splash mount T&S faucet.
- 10″ x 14″ x 9½″ *(254 x 356 x 241mm)* bowls.
- 1½″ *(38mm)* I.P.S. threaded drain with nut and washer.
- 37″ *(940mm)* overall height.

…with One Drainboard - except where noted.

	overall length in.	overall length mm	drainboard(s) length in.	drainboard(s) length mm	weight lbs.	weight kg	cu ft	DRAINBOARD ON LEFT model #	DRAINBOARD ON RIGHT model #
19″ width *(483mm)*	48″	1219	n/a	n/a	70	31.8	17.3	**B4-4-19 ***	n/a
	60″	1524	12″	305	80	36.3	21.3	**B5L-4-19**	**B5R-4-19**
	66″	1676	18″	457	85	38.6	23.3	**B5.5L-4-19**	**B5.5R-4-19**
	72″	1829	24″	610	90	40.8	25.3	**B6L-4-19**	**B6R-4-19**
24″ width *(610mm)*	48″	1224	n/a	n/a	75	34.0	21.1	**B4-4-24 ***	n/a
	60″	1524	12″	305	85	38.6	25.9	**B5L-4-24**	**B5R-4-24**
	66″	1676	18″	457	90	40.8	28.4	**B5.5L-4-24**	**B5.5R-4-24**
	72″	1829	24″	610	95	43.1	30.8	**B6L-4-24**	**B6R-4-24**

* These models do not have drainboards.

…with Two Drainboards

	overall length in.	overall length mm	drainboard(s) length in.	drainboard(s) length mm	weight lbs.	weight kg	cu ft	model #
19″ width *(483mm)*	72″	1829	12″	305	90	40.8	25.3	**B6RL-4-19**
	84″	2134	18″	457	105	47.6	29.3	**B7RL-4-19**
	96″	2438	24″	610	120	54.4	33.3	**B8RL-4-19**
24″ width *(610mm)*	72″	1829	12″	305	95	43.1	30.8	**B6RL-4-24**
	84″	2134	18″	457	110	49.9	35.7	**B7RL-4-24**
	96″	2438	24″	610	125	56.7	40.5	**B8RL-4-24**



Optional Scrap Basket

For 10″ x 14″ bowls *(254 x 356mm)*.

model #
SB1014

Spec-Bar® Wet Waste Sinks

see spec sheet **EG40.36**



FEATURES:

- For chemical storage or disposal.
- T&S faucet and perforated stainless steel sink strainer.
- 9¼″ x 11½″ x 6″ *(235 x 292 x 152mm)* 20 gauge stainless steel bowls.
- 1½″ *(38mm)* stainless steel I.P.S. threaded drain with nut and washer.
- 36⅝″ *(930mm)* overall height.

	length in.	length mm	weight lbs.	weight kg	cu ft	description	model #
19″ width *(483mm)*	12″	305	32	14.5	5.3	w/front panel	**WS12-19**
	18″	457	35	15.9	8.0	w/front panel	**WS18-19**
24″ width *(610mm)*	12″	305	37	16.8	6.5	w/front panel	**WS12-24**
	12″	305	40	18.1	10.1	w/front door, holds (3) 1-gal. containers	**WSC12-24***
	18″	457	42	19.1	9.0	w/front panel	**WS18-24**
	18″	457	40	18.1	13.1	w/dry waste chute	**WSW18-24**

* #WSC12-24 is a cabinet-style unit

100 Industrial Boulevard, Clayton, DE 19938-8903 U.S.A.
Phone: 800-441-8440 or 302-653-3000. Fax: 302-653-2065
http://www.eaglegrp.com

EAGLE GROUP
Profit from the Eagle Advantage®

Spec-Bar® Standard Workboards (NSF)

see spec sheet **EG40.27**

	length		weight		cubic	
	in.	mm	lbs.	kg	feet	model #
19″ width *(483mm)*	12″	305	25	11.3	5.3	**WB12-19**
	18″	457	30	13.6	7.3	**WB18-19**
	24″	610	35	15.9	9.3	**WB24-19**
	30″	762	40	18.1	11.3	**WB30-19**
	36″	914	45	20.4	13.3	**WB36-19**
	42″	1067	50	22.7	15.3	**WB42-19**
	48″	1219	55	24.9	17.3	**WB48-19**
24″ width *(610mm)*	12″	305	27	12.2	6.5	**WB12-24**
	18″	457	32	14.5	8.9	**WB18-24**
	24″	610	37	16.8	11.3	**WB24-24**
	30″	762	42	19.1	13.8	**WB30-24**
	36″	914	47	21.3	16.2	**WB36-24**
	42″	1067	52	23.6	18.6	**WB42-24**
	48″	1219	57	25.6	21.1	**WB48-24**

FEATURES:

- Type 304 stainless steel construction.
- Adjustable stainless steel bullet feet.
- Perforated stainless steel insert.
- 1½″ *(38mm)* I.P.S. threaded drain with nut and washer.
- 37″ *(940mm)* overall height.



Spec-Bar® Recessed Workboards (NSF)

see spec sheet **EG40.28**



24″ (610mm) RDBSR



29″ (737mm) RDBDR



24″ (610mm) RDB



29″ (737mm) RDBSR

FEATURES:

- Type 304 stainless steel construction.
- Adjustable stainless steel bullet feet.
- Perforated stainless steel insert.
- 1½″ *(38mm)* I.P.S. threaded drain with nut and washer.
- 37″ *(940mm)* overall height.

…designed to align with single speed rail adjoined to Spec-Bar® 19″ *(483mm)* wide equipment.

	length		weight		cubic	
	in.	mm	lbs.	kg	feet	model #
24″ width *(610mm)*	12″	305	25	11.3	6.5	**RDBSR12-19**
	18″	457	30	13.6	8.9	**RDBSR18-19**
	24″	610	35	15.9	11.3	**RDBSR24-19**
	30″	762	40	18.1	13.8	**RDBSR30-19**
	36″	914	45	20.4	16.2	**RDBSR36-19**

…designed to align with double speed rail adjoined to Spec-Bar® 19″ *(483mm)* wide equipment.

	length		weight		cubic	
	in.	mm	lbs.	kg	feet	model #
29″ width *(737mm)*	12″	305	37	16.8	7.7	**RDBDR12-19**
	18″	457	42	19.1	10.5	**RDBDR18-19**
	24″	610	49	22.2	13.4	**RDBDR24-19**
	30″	762	56	25.4	16.2	**RDBDR30-19**
	36″	914	61	27.7	19.1	**RDBDR36-19**

…designed to align with Spec-Bar® 24″ *(610mm)* wide equipment with no speed rail.

	length		weight		cubic	
	in.	mm	lbs.	kg	feet	model #
24″ width *(610mm)*	12″	305	25	11.3	6.5	**RDB12-24**
	18″	457	30	13.6	8.9	**RDB18-24**
	24″	610	35	15.9	11.3	**RDB24-24**
	30″	762	40	18.1	13.8	**RDB30-24**
	36″	914	45	20.4	16.2	**RDB36-24**

…designed to align with Spec-Bar® 24″ *(610mm)* wide equipment with single speed rail.

	length		weight		cubic	
	in.	mm	lbs.	kg	feet	model #
29″ width *(737mm)*	12″	305	37	16.8	7.7	**RDBSR12-24**
	18″	457	42	19.1	10.5	**RDBSR18-24**
	24″	610	49	22.2	13.4	**RDBSR24-24**
	30″	762	56	25.4	16.2	**RDBSR30-24**
	36″	914	61	27.7	19.1	**RDBSR36-24**

Spec-Bar® Corner Workboards (NSF)

see spec sheet **EG40.30**

FEATURES:

- Removable stainless steel perforated insert and mounting clips.
- Type 304 stainless steel construction.
- 1½″ *(38mm)* I.P.S. threaded drain with nut and washer.

Note: **Leg channel and stainless steel crossbraced leg assembly available.** To order, add suffix **-LC**. Example: ICWB-19/19-**LC**.

Two leg channel and stainless steel crossbraced leg assemblies available to create freestanding unit. To order, add suffix **-2LC**. Example: ICWB-19/19-**2LC**. Consult factory for pricing.



inner corner workboard



outside corner workboard

description	weight lbs.	weight kg	cubic feet	model #
inside full corner to fit 19″ *(483mm)* underbar equipment	35	15.9	7.7	**ICWB-19/19**
inside full corner to fit 19″ *(483mm)* underbar equipment	40	18.1	9.3	**ICWB-19/24L**
inside full corner to fit 19″ *(483mm)* underbar equipment	40	18.1	9.3	**ICWB-19/24R**
inside full corner to fit 19″ *(483mm)* underbar equipment	45	20.4	11.3	**ICWB-19/30L**
inside full corner to fit 19″ *(483mm)* underbar equipment	45	20.4	11.3	**ICWB-19/30R**
90° outer corner to fit 19″ *(483mm)* underbar equipment	50	22.7	7.7	**90OCWB-19**
90° inner corner to fit 19″ *(483mm)* underbar equipment	50	22.7	7.7	**90ICWB-19**
45° outer corner to fit 19″ *(483mm)* underbar equipment	46	20.9	7.7	**45OCWB-19**
45° inner corner to fit 19″ *(483mm)* underbar equipment	46	20.9	7.7	**45ICWB-19**
inside full corner to fit 24″ *(610mm)* underbar equipment	45	20.4	11.4	**ICWB-24/24**
inside full corner to fit 24″ *(610mm)* underbar equipment	50	22.7	13.4	**ICWB-24/30L**
inside full corner to fit 24″ *(610mm)* underbar equipment	50	22.7	13.4	**ICWB-24/30R**
90° outer corner to fit 24″ *(610mm)* underbar equipment	55	24.9	11.4	**90OCWB-24**
90° inner corner to fit 24″ *(610mm)* underbar equipment	55	24.9	11.4	**90ICWB-24**
45° outer corner to fit 24″ *(610mm)* underbar equipment	48	21.8	11.4	**45OCWB-24**
45° inner corner to fit 24″ *(610mm)* underbar equipment	48	21.8	11.4	**45ICWB-24**

Spec-Bar® Angle Workboards (NSF)

see spec sheet **EG40.31**

FEATURES:

- Removable stainless steel perforated insert and mounting clips.
- Inner and outer workboards available in angles of 30°, 45°, 60°, and 90°.
- Type 304 stainless steel construction.
- 1½″ *(38mm)* I.P.S. threaded drain with nut and washer.

description	weight lbs.	weight kg	cubic feet	model #
75° outer corner to fit 19″ *(483mm)* underbar equipment	42	19.1	7.7	**WBOC75-19**
75° inner corner to fit 19″ *(483mm)* underbar equipment	42	19.1	7.7	**WBIC75-19**
60° outer corner to fit 19″ *(483mm)* underbar equipment	36	16.3	7.7	**WBOC60-19**
60° inner corner to fit 19″ *(483mm)* underbar equipment	36	16.3	7.7	**WBIC60-19**
45° outer corner to fit 19″ *(483mm)* underbar equipment	30	13.6	7.7	**WBOC45-19**
45° inner corner to fit 19″ *(483mm)* underbar equipment	30	13.6	7.7	**WBIC45-19**
30° outer corner to fit 19″ *(483mm)* underbar equipment	24	10.9	7.7	**WBOC30-19**
30° inner corner to fit 19″ *(483mm)* underbar equipment	24	10.9	7.7	**WBIC30-19**
15° outer corner to fit 19″ *(483mm)* underbar equipment	20	9.1	7.7	**WBOC15-19**
15° inner corner to fit 19″ *(483mm)* underbar equipment	20	9.1	7.7	**WBIC15-19**
75° outer corner to fit 24″ *(610mm)* underbar equipment	44	20.0	11.3	**WBOC75-24**
75° inner corner to fit 24″ *(610mm)* underbar equipment	44	20.0	11.3	**WBIC75-24**
60° outer corner to fit 24″ *(610mm)* underbar equipment	38	17.2	11.3	**WBOC60-24**
60° inner corner to fit 24″ *(610mm)* underbar equipment	38	17.2	11.3	**WBIC60-24**
45° outer corner to fit 24″ *(610mm)* underbar equipment	33	15.0	11.3	**WBOC45-24**
45° inner corner to fit 24″ *(610mm)* underbar equipment	33	15.0	11.3	**WBIC45-24**
30° outer corner to fit 24″ *(610mm)* underbar equipment	27	12.2	11.3	**WBOC30-24**
30° inner corner to fit 24″ *(610mm)* underbar equipment	27	12.2	11.3	**WBIC30-24**
15° outer corner to fit 24″ *(610mm)* underbar equipment	23	10.4	11.3	**WBOC15-24**
15° inner corner to fit 24″ *(610mm)* underbar equipment	23	10.4	11.3	**WBIC15-24**



inner angle workboard



outer angle workboard

100 Industrial Boulevard, Clayton, DE 19938-8903 U.S.A.
Phone: 800-441-8440 or 302-653-3000. Fax: 302-653-2065
http://www.eaglegrp.com

EAGLE GROUP
Profit from the Eagle Advantage®

Spec-Bar® Workboard Cabinets NSF

see spec sheet **EG40.32**



FEATURES:

- Type 304 stainless steel construction.
- Removable perforated insert, adjustable shelf, and adjustable bullet feet—all stainless steel.
- 1½″ *(38mm)* I.P.S. threaded drain with nut and washer.
- 37″ *(940mm)* overall height.

Note: These units cannot use speed rails.

…with Closed Base — Locks are standard.

	length		weight		cubic	
	in.	mm	lbs.	kg	feet	model #
19″ width *(483mm)*	24″	610	50	22.7	14.9	**WBCB24-19**
	30″	762	55	24.9	18.1	**WBCB30-19**
	36″	914	60	27.2	21.3	**WBCB36-19**
	42″	1067	65	29.5	24.5	**WBCB42-19**
	48″	1219	70	31.8	27.7	**WBCB48-19**
24″ width *(610mm)*	24″	610	55	24.9	18.1	**WBCB24-24**
	30″	762	60	27.2	22.0	**WBCB30-24**
	36″	914	65	29.5	25.9	**WBCB36-24**
	42″	1067	70	31.8	29.8	**WBCB42-24**
	48″	1219	75	34.0	33.7	**WBCB48-24**

...with Open Base

	length		weight		cubic	
	in.	mm	lbs.	kg	feet	model #
19″ width *(483mm)*	24″	610	45	20.4	14.9	**WBOB24-19**
	30″	762	50	22.7	18.1	**WBOB30-19**
	36″	914	55	24.9	21.3	**WBOB36-19**
	42″	1067	60	27.2	24.5	**WBOB42-19**
	48″	1219	65	29.5	27.7	**WBOB48-19**
24″ width *(610mm)*	24″	610	50	22.7	18.1	**WBOB24-24**
	30″	762	55	24.9	22.0	**WBOB30-24**
	36″	914	60	27.2	25.9	**WBOB36-24**
	42″	1067	65	29.5	29.8	**WBOB42-24**
	48″	1219	70	31.8	22.7	**WBOB48-24**

Spec-Bar® Filler Boards NSF

see spec sheet **EG40.29**

	length		weight		cubic	
	in.	mm	lbs.	kg	feet	model #
19″ width *(483mm)*	6″	152	23	10.4	3.3	**FB6-19**
	12″	305	24	10.9	5.6	**FB12-19**
	18″	457	26	11.8	7.3	**FB18-19**
	24″	610	30	13.6	9.3	**FB24-19**
	30″	762	34	15.4	11.3	**FB30-19**
	36″	914	63	28.6	13.3	**FB36-19**
	42″	1067	71	32.2	15.3	**FB42-19**
	48″	1219	73	33.1	17.3	**FB48-19**
	60″	1524	86	39.0	21.3	**FB60-19**
24″ width *(610mm)*	6″	152	26	11.8	4.0	**FB6-24**
	12″	305	27	12.2	6.5	**FB12-24**
	18″	457	29	13.2	8.9	**FB18-24**
	24″	610	31	14.1	11.3	**FB24-24**
	30″	762	34	15.4	13.8	**FB30-24**
	36″	914	65	29.5	16.2	**FB36-24**
	42″	1067	75	34.0	18.6	**FB42-24**
	48″	1219	77	34.9	21.1	**FB48-24**
	60″	1524	89	40.4	25.9	**FB60-24**

FEATURES:

- Work surface reinforced with heavy gauge support channels.
- Type 304 stainless steel construction
- Adjustable stainless steel bullet feet
- Perforated stainless steel insert
- 1½″ *(38mm)* I.P.S. threaded drain with nut and washer.
- 37″ *(940mm)* overall height.

Note: These units cannot use speed rails.



Spec-Bar® Beer Drainers (NSF)

see spec sheet **EG40.33**



FEATURES:

- Removable perforated stainless steel insert, adjustable bullet feet and tubing chase built into rear deck.
- Type 304 stainless steel construction
- 1½″ *(38mm)* I.P.S. threaded drain with nut and washer.
- 37″ *(940mm)* overall height.

	length		weight		cubic	
	in.	mm	lbs.	kg	feet	model #
19″ width *(483mm)*	18″	457	25	11.3	7.3	**BD18-19**
	24″	610	30	13.6	9.3	**BD24-19**
	30″	762	35	15.9	11.3	**BD30-19**
24″ width *(610mm)*	18″	457	28	12.7	8.9	**BD18-24**
	24″	610	33	15.0	11.3	**BD24-24**
	30″	762	42	19.1	13.8	**BD30-24**

The SpecFAB® Division

EAGLE GROUP

Catering to the custom fabrication needs of the Foodservice and Retail Display industries.

Email: quotes@eaglegrp.com

Fax: 302-653-2065

in your request and our trained staff will begin planning, layout and quotation upon receipt.



The EAGLE Advantage

HAVE YOU PROFITED TODAY?

Right Down The Line, Director's Choice® Modular Cafeteria Serving Units Work For You At Every Stop. From Hot Food Units To Frost Top Units, We Have it Covered. With Numerous Options and Custom Accessories, THEY ARE NOT ONLY FUNCTIONAL BUT STYLISH.

Call Your EAGLE GROUP Representative Now To Place Your Order.

100 Industrial Boulevard, Clayton, DE 19938-8903 U.S.A.
Phone: 800-441-8440 or 302-653-3000. Fax: 302-653-2065
http://www.eaglegrp.com

EAGLE GROUP
Profit from the Eagle Advantage®

Spec-Bar® Blender Stations with T&S Faucet

see spec sheet **EG40.24**



Designed to align with single speed rails on adjoining equipment.

FEATURES:

- Sink bowl with T&S gooseneck faucet and lift-out perforated sink strainer.
- Constructed of type 304 stainless steel with sink, workboard, and wet waste configurations for the perfect mixing component.
- 8″ *(203mm)* high backsplash.
- Blender shelf with rear cord access hole.
- Stainless steel adjustable feet.

Note: These units cannot use speed rails.

	length		weight		cubic	
	in.	mm	lbs.	kg	feet	model #
19″ width*	14″	356	42	19.1	7.3	**BS14-19**
(483mm)	18″	457	55	24.9	8.9	**BS18-19**
24″ width*	14″	356	47	21.3	8.6	**BS14-24**
(610mm)	18″	457	65	29.5	10.5	**BS18-24**

* Dimensions do not include 5″ *(127mm)* additional width to align with equipment with single speed rail.

Spec-Bar® Wet Waste Blender Stations

see spec sheet **EG40.25**



Designed to align with single speed rails on adjoining equipment.

FEATURES:

- 6″ *(152mm)* diameter wet waste sink with T&S glass filler.
- Constructed of type 304 stainless steel with sink, workboard, and wet waste configurations for the perfect mixing component.
- 8″ *(203mm)* high backsplash.
- Blender shelf with rear cord access hole.
- Lift-out stainless steel perforated sink strainer.
- Stainless steel adjustable feet.

Note: These units cannot use speed rails.

	length		weight		cubic	
	in.	mm	lbs.	kg	feet	model #
19″ width*	12″	305	40	18.1	6.5	**BWBS12-19**
(483mm)	14″	356	42	19.1	8.9	**BWBS14-19**
24″ width*	12″	305	45	20.4	7.6	**BWBS12-24**
(610mm)	14″	356	47	21.3	8.6	**BWBS14-24**

* Dimensions do not include 5″ *(127mm)* additional width to align with equipment with single speed rail.

Spec-Bar® Drainboard Blender Stations

see spec sheet **EG40.26**



Designed to align with single speed rails on adjoining equipment.

FEATURES:

- Drain also included.
- Constructed of type 304 stainless steel with sink, workboard, and wet waste configurations for the perfect mixing component.
- 8″ *(203mm)* high backsplash.
- Blender shelf with rear cord access hole.
- Lift-out stainless steel perforated sink strainer.
- Stainless steel adjustable feet.

Note: These units cannot use speed rails.

	length		weight		cubic	
	in.	mm	lbs.	kg	feet	model #
19″ width*	12″	305	40	18.1	6.5	**BDBS12-19**
(483mm)	18″	457	42	19.1	8.9	**BDBS18-19**
24″ width*	12″	305	45	20.4	7.6	**BDBS12-24**
(610mm)	18″	457	47	21.3	8.6	**BDBS18-24**

* Dimensions do not include 5″ *(127mm)* additional width to align with equipment with single speed rail.

Spec-Bar® Cocktail Stations (NSF)

see spec sheet **EG40.43**



Flexibility of freestanding equipment in one easy unit.

description	weight lbs.	weight kg	cubic feet	model #
ice bin is on left, sinks are on right	345	156.5	37.0	**CS42-32L**
ice bin is on right, sinks are on left	345	156.5	37.0	**CS42-32R**

FEATURES:

- T&S quality faucets.
- Stone gray color, unless specified. Other colors available.
- 32″ *(813mm)* overall width.
- 42″ *(1067mm)* length.
- Blender shelf.
- Two 6″ *(152mm)* deep sinks.
- Overshelf with removable perforated inserts, ice bin, tubing chase, work surface, and double speed rail.
- 8-circuit post-mix cold plate.
- Front and end panels are stone gray plastic laminate over wood core.

Spec-Bar® Combination Cocktail Stations (NSF)

see spec sheet **EG40.44**



FEATURES:

- T&S quality faucets.
- Stone gray color, unless specified.
- Recessed workboard and/or liquor display area.
- Blender station.
- 12″ *(305mm)* long wet waste sink area.
- Double speed rail.
- Combination ice bin.
- Condiment dispenser.
- Tubing access holes.

	overall length in.	overall length mm	weight lbs.	weight kg	cu ft	recessed wkbd. length in.	recessed wkbd. length mm	combination ice bin length in.	combination ice bin length mm	liquor display length in.	liquor display length mm	model #
29″ width *(737mm)*	60″	1524	308	139.7	38.0	n/a	n/a	36″	914	12″	305	**CCS-60-1**
	60″	1524	313	142.0	38.0	12″	305	36″	914	n/a	n/a	**CCS-60-2**
	66″	1676	341	154.7	42.0	n/a	n/a	42″	1067	12″	305	**CCS-66-1**
	66″	1676	319	144.7	42.0	12″	305	42″	1067	n/a	n/a	**CCS-66-2**
	66″	1676	328	148.8	42.0	18″	457	36″	914	n/a	n/a	**CCS-66-3**
	66″	1676	373	169.2	42.0	n/a	n/a	36″	914	18″	457	**CCS-66-4**
	72″	1829	316	143.3	44.0	12″	305	36″	914	12″	305	**CCS-72**
	72″	1829	336	152.4	44.0	n/a	n/a	42″	1067	18″	457	**CCS-72-1**
	72″	1829	331	150.1	44.0	18″	457	42″	1067	n/a	n/a	**CCS-72-2**

Note: **8-circuit post-mix cold plates** available. To order, add suffix **"-8"** to model number. **Example: CCS-60-1-8.**

Note: To order **10-circuit post-mix cold plate**, add suffix **"-10"** to model number. **Example: CCS-60-1-10.**

Consult factory for pricing.

Spec-Bar® Beverage Dispensers (NSF)

see spec sheet **EG40.46**



description	weight lbs.	weight kg	cubic feet	model #
stainless steel, 4 faucets	23	10.4	3.8	**BT4S-DT**
brass, 4 faucets	23	10.4	3.8	**BT4B-DT**
stainless steel, 5 faucets	25	11.3	3.8	**BT5S-DT**
brass, 5 faucets	25	11.3	3.8	**BT5B-DT**

FEATURES:

- 16″ *(406mm)* working height.
- Drain pan with lift-out perforated insert for cleaning ease.
- Available with four or five faucet configurations.
- Tarnish-free solid brass or stainless steel.

100 Industrial Boulevard, Clayton, DE 19938-8903 U.S.A.
Phone: 800-441-8440 or 302-653-3000. Fax: 302-653-2065
http://www.eaglegrp.com

EAGLE GROUP
Profit from the Eagle Advantage®

Spec-Bar®
Liquor Displays NSF

see spec sheet EG40.47

FEATURES:

- Step-and-rail open design.
- 24″ *(610mm)* wide models feature four levels of storage. 29″ *(770mm)* wide models have five.
- Each level has a retaining front rail.
- 37″ *(940mm)* overall height.



Designed to align with speed rails installed on adjoining equipment.

Note: Widths listed in charts below do not include additional 5″ *(127mm)* to align with equipment with single speed rail.

…designed to align with single speed rail adjoined to Spec-Bar® 19″ *(483mm)* wide equipment.

	length		weight		cubic	
	in.	mm	lbs.	kg	feet	model #
24″ width *(610mm)*	12″	305	20	9.1	6.5	**LDSR12-19**
	18″	457	25	11.3	8.9	**LDSR18-19**
	24″	610	30	13.6	11.3	**LDSR24-19**
	30″	762	35	15.9	13.7	**LDSR30-19**
	36″	914	40	18.1	16.2	**LDSR36-19**

…designed to align with double speed rail adjoined to Spec-Bar® 19″ *(483mm)* wide equipment.

	length		weight		cubic	
	in.	mm	lbs.	kg	feet	model #
29″ width *(737mm)*	12″	305	22	10.0	7.6	**LDDR12-19**
	18″	457	30	13.6	10.5	**LDDR18-19**
	24″	610	35	15.9	13.4	**LDDR24-19**
	30″	762	45	20.4	16.2	**LDDR30-19**
	36″	914	55	24.9	19.1	**LDDR36-19**

…designed to align with Spec-Bar® 24″ *(610mm)* wide equipment with no speed rail.

	length		weight		cubic	
	in.	mm	lbs.	kg	feet	model #
24″ width *(610mm)*	12″	305	20	9.1	6.5	**LD12-24**
	18″	457	25	11.3	8.9	**LD18-24**
	24″	610	30	13.6	11.3	**LD24-24**
	30″	762	35	15.9	13.7	**LD30-24**
	36″	914	45	20.4	16.2	**LD36-24**

…designed to align with single speed rail adjoined to Spec-Bar® 24″ *(610mm)* wide equipment.

	length		weight		cubic	
	in.	mm	lbs.	kg	feet	model #
29″ width *(737mm)*	12″	305	20	9.1	7.6	**LDSR12-24**
	18″	457	25	11.3	10.5	**LDSR18-24**
	24″	610	30	13.6	13.4	**LDSR24-24**
	30″	762	35	15.9	16.2	**LDSR30-24**
	36″	914	40	20.4	19.1	**LDSR36-24**

Spec-Bar®
Dry Waste & Tubing Chases NSF

see spec sheet EG40.52

FEATURES:

- Fits between 19″ or 24″ *(457 or 610mm)* wide Spec-Bar® equipment.
- Mounting clips provided.
- Dry waste units feature front hinged access door and 6″ *(153mm)* round opening.



description	width x length in.	mm	weight lbs.	kg	cubic feet	model #
dry waste unit	12″ x 24″	305 x 610	25	11.3	6.5	**DW12-24**
dry waste unit	18″ x 19″	457 x 483	25	11.3	7.3	**DW18-19**
dry waste unit	18″ x 24″	457 x 610	28	12.7	8.9	**DW18-24**
tubing chase	6″ x 19″	152 x 583	15	6.8	3.3	**TC6-19**
tubing chase	6″ x 24″	152 x 610	17	7.7	4.1	**TC6-24**

Spec-Bar® Permanent Speed Rails and Locking Covers (NSF)

see spec sheet **EG40.50**



Spec-Bar® permanent double speed rail

FEATURES:

- Single speed rails are 5″ *(127mm)* wide.
- Double speed rails are 10″ *(254mm)* wide.
- Locking covers accommodate up to 12⅜″ *(314mm)* high bottles. Taller covers available upon request.

Note: When ordering, specify desired speed rail length by indicating in model number suffix. **Example: SSR-12** indicates a **12″ (305mm)-long single speed rail.**

description	length in.	length mm	weight lbs.	weight kg	cubic feet	model #
single speed rails	12″ to 17″	305 to 432	4	1.8	0.4	**SSR-12 to 17**
	18″ to 23″	457 to 584	6	2.7	0.5	**SSR-18 to 23**
	24″ to 29″	610 to 737	7	3.2	0.6	**SSR-24 to 29**
	30″ to 35″	762 to 889	10	4.5	0.7	**SSR-30 to 35**
	36″ to 41″	914 to 1041	12	5.4	0.9	**SSR-36 to 41**
	42″ to 47″	1067 to 1194	18	8.2	1.0	**SSR-42 to 47**
	48″ to 53″	1219 to 1346	22	10.0	1.1	**SSR-48 to 53**
	54″ to 59″	1372 to 1499	25	11.3	1.2	**SSR-54 to 59**
	60″ to 65″	1524 to 1651	28	12.7	1.4	**SSR-60 to 65**
	66″ to 71″	1676 to 1803	32	14.5	1.5	**SSR-66 to 71**
	72″ to 77″	1829 to 1956	35	15.9	1.6	**SSR-72 to 77**
	78″ to 83″	1981 to 2108	38	17.2	1.7	**SSR-78 to 83**
	84″	2134	42	19.1	1.9	**SSR-84**
locking cover for single speed rails	12″ to 17″	305 to 432	15	6.8	0.4	**SSRLC-12 to 17**
	18″ to 23″	457 to 584	22	10.0	0.5	**SSRLC-18 to 23**
	24″ to 29″	610 to 737	28	12.7	0.6	**SSRLC-24 to 29**
	30″ to 35″	762 to 889	30	13.6	0.7	**SSRLC-30 to 35**
	36″ to 41″	914 to 1041	32	14.5	0.8	**SSRLC-36 to 41**
	42″	1067	35	15.9	1.0	**SSRLC-42**
double speed rails	12″ to 17″	305 to 432	8	3.6	1.4	**DSR-12 to 17**
	18″ to 23″	457 to 584	12	5.4	1.9	**DSR-18 to 23**
	24″ to 29″	610 to 737	14	6.4	2.4	**DSR-24 to 29**
	30″ to 35″	762 to 889	20	9.1	2.9	**DSR-30 to 35**
	36″ to 41″	914 to 1041	24	10.9	3.4	**DSR-36 to 41**
	42″ to 47″	1067 to 1194	36	16.3	3.9	**DSR-42 to 47**
	48″ to 53″	1219 to 1346	44	20.0	4.4	**DSR-48 to 53**
	54″ to 59″	1372 to 1499	50	22.7	4.9	**DSR-54 to 59**
	60″ to 65″	1524 to 1651	56	25.4	5.4	**DSR-60 to 65**
	66″ to 71″	1676 to 1803	64	29.0	5.9	**DSR-66 to 71**
	72″ to 77″	1829 to 1956	70	31.8	6.4	**DSR-72 to 77**
	78″ to 83″	1981 to 2108	76	34.5	6.9	**DSR-78 to 83**
	84″	2134	84	38.1	7.5	**DSR-84**
locking cover for double speed rails	12″ to 17″	305 to 432	30	13.6	1.4	**DSRLC-12 to 17**
	18″ to 23″	457 to 584	44	20.0	1.9	**DSRLC-18 to 23**
	24″ to 29″	610 to 737	56	25.4	2.4	**DSRLC-24 to 29**
	30″ to 35″	762 to 889	60	27.2	2.9	**DSRLC-30 to 35**
	36″ to 41″	914 to 1041	64	29.0	3.4	**DSRLC-36 to 41**
	42″	1067	70	31.8	3.9	**DSRLC-42**

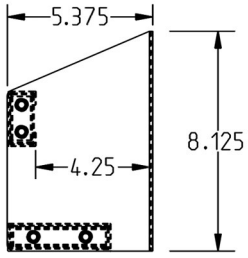

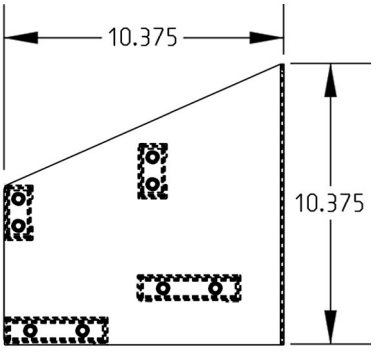

100 Industrial Boulevard, Clayton, DE 19938-8903 U.S.A.
Phone: 800-441-8440 or 302-653-3000. Fax: 302-653-2065
http://www.eaglegrp.com

EAGLE GROUP
Profit from the Eagle Advantage®

Spec-Bar® Removable Single Speed Rails

see spec sheet EG40.51

FEATURES:

- Keyhole models are removable and are for existing equipment.
- Hanging models clip onto existing single speed rails.



Spec-Bar® keyhole speed rail



Spec-Bar® hanging speed rail

	a length in.	a length mm	weight lbs.	weight kg	cubic feet	KEYHOLE SPEED RAILS model #	HANGING SPEED RAILS model #
5″ width (127mm)	12″	305	4	1.8	0.4	KSR-12	HSR-12
	18″	457	6	2.7	0.5	KSR-18	HSR-18
	24″	610	7	3.2	0.6	KSR-24	HSR-24
	30″	762	10	4.5	0.7	KSR-30	HSR-30
	36″	914	12	5.4	0.9	KSR-36	HSR-36

Spec-Bar® Mini Bottle Racks

see spec sheet EG40.48

FEATURES:

- Type 304 stainless steel construction.
- Countertop and underbar models available.



description	width x length in.	width x length mm	weight lbs.	weight kg	cubic feet	model #
countertop model, holds 252 bottles	12″ x 24″	305 x 610	35	15.9	6.5	BRM-24CT
underbar model, holds 510 bottles	24″ x 24″	610 x 610	95	43.1	11.3	BRM-24

Optional Locking Covers

description	model #
fits bottle rack #BRM-24CT	BRM-CTLC-24
fits bottle rack #BRM-24	BRM-LC-24

Spec-Bar® Glass Rack Storage Units

see spec sheet EG40.49

FEATURES:

- GR series provide storage for three glass racks.
- WBGR series include a stainless steel workboard top surface with lift-out perforated inset and accommodates two glass racks.
- Removable clips and pilasters included on all units.



WBGR18-24



GR24-24

	length in.	length mm	weight lbs.	weight kg	cubic feet	model #
19″ width (483mm)	18″	457	40	18.1	11.7	GR18-19
	24″	610	45	20.4	14.9	GR24-19
24″ width (610mm)	18″	457	40	18.1	14.3	GR18-24
	24″	610	50	22.7	18.1	GR24-24
	18″	457	47	21.3	14.3	WBGR18-24
	24″	610	55	24.9	18.1	WBGR24-24

Standard Portable Bar

see spec sheet **EG40.53**



IMPORTANT: PORTABLE BARS ARE FOR INDOOR USE ONLY.

Offers both functionability and durability at an economical price.

COMES WITH A TOWEL RING!

FEATURES:

- 5′ *(1524mm).*
- Choice of black, white, or "vintage" melamine exterior, with matching formica top.
- Stainless steel interior working surface.
- 15⅜″ x 19¾″ x 8″ *(391 x 502 x 203mm)* ice bin with 1½″ *(38mm)* NPS drain.
- 4″ *(102mm)* plate casters *(two with brake).*
- Two soda gun openings, speed rails and front corner guards.

ALL PORTABLE BARS ARE SHIPPED ASSEMBLED.

Note: For 7-circuit post-mix sealed-in cold plate, add suffix **"-7"** to model number. **Example: PB-5-7**.
Consult factory for pricing.
Additional note: On bars with cold plate, ice bin is 15⅛″ x 18½″ x 8″ (384 x 470 x 203mm).

weight lbs.	weight kg	cubic feet	black model #	white model #	vintage model #
292	132.5	55.9	**PB-5**	**PB-5-W**	**PB-5-V**

WHITE AND VINTAGE MELAMINE EXTERIORS AVAILABLE!

Deluxe Portable Bars

see spec sheet **EG40.53**



IMPORTANT: PORTABLE BARS ARE FOR INDOOR USE ONLY.

FEATURES:

- Choice of black, white, or "vintage" melamine exterior, with matching formica top.
- Stainless steel interior working surface.
- 15⅜″ x 19¾″ x 8″ *(391 x 502 x 203mm)* ice bin with 1½″ *(38mm)* NPS drain.
- Double tier stainless steel speed rail.
- Adjustable stainless steel glides for storage racks.
- Center locking storage cabinet.
- Two soda gun openings and front corner guards.
- Working height accommodates all soda system tanks.

Note: For 7-circuit post-mix sealed-in cold plate, add suffix **"-7"** to model number. **Example: DPB-5-7**.
Consult factory for pricing.
Additional note: On bars with cold plate, ice bin is 15⅛″ x 18½″ x 8″ (384 x 470 x 203mm).

WHITE AND VINTAGE MELAMINE EXTERIORS AVAILABLE!

…with features listed above.

weight lbs.	weight kg	cubic feet	black model #	white model #	vintage model #
225	102.1	77.9	**DPB-5**	**DPB-5-W**	**DPB-5-V**

…with features listed above, plus left ("**L**") or right ("**R**") locking cabinet and stainless steel speed rail.

weight lbs.	weight kg	cubic feet	black model #	white model #	vintage model #
240	108.9	80.1	**DPB-5L** **DPB-5R**	**DPB-5L-W** **DPB-5R-W**	**DPB-5L-V** **DPB-5R-V**

…with features listed above, plus two locking cabinets and two stainless steel speed rails.

weight lbs.	weight kg	cubic feet	black model #	white model #	vintage model #
250	113.4	80.1	**DPB-5LR**	**DPB-5LR-W**	**DPB-5LR-V**

CUSTOM GRAPHICS AVAILABLE!!

Laser-Cutting and Custom Decal Services for Portable Bars!



(custom laser-cut for Rehoboth Beach Country Club, Rehoboth Beach, DE)

100 Industrial Boulevard, Clayton, DE 19938-8903 U.S.A.
Phone: 800-441-8440 or 302-653-3000. Fax: 302-653-2065
http://www.eaglegrp.com

EAGLE GROUP
Profit from the Eagle Advantage®

NEW Wall Mounted Bottle Fillers

see spec sheet EG40.63



single unit

FEATURES:

- Only 12″ *(305mm)* front-to-back.
- All 300 series stainless steel construction.
- Fully enclosed skirt with access panel.
- T & S electric-eye faucet(s) with battery backup.
- Water filtration system available for filtering up to 15,000 gallons.
- Anti-splash trough grate standard*.
- Requires 120-volt electrical outlet.

* Optional wire grate and custom designs available. Consult factory.

description	T&S faucet part #	SINGLE-FAUCET UNITS model #	DOUBLE-FAUCET UNITS model #
unit with electric-eye faucet(s), 8" clearance	EC-1210-08	**BF-1-08**	**BF-2-08**
unit with electric-eye faucet(s), 10" clearance	EC-1210-10	**BF-1-10**	**BF-2-10**
unit with electric-eye faucet(s), 12" clearance	EC-1210-10	**BF-1-12**	**BF-2-12**
unit with electric-eye faucet(s), 8" clearance and water filter	EC-1210-08-WFK	**BF-1-08-F**	**BF-2-08-F**
unit with electric-eye faucet(s), 10" clearance and water filter	EC-1210-08-WFK	**BF-1-10-F**	**BF-2-10-F**
unit with electric-eye faucet(s), 12" clearance and water filter	EC-1210-08-WFK	**BF-1-12-F**	**BF-2-12-F**

NEW SPEC-BAR® Portable Bars

see spec sheet EG40.54A



#SBPB-CCS-6-XCT

34″ (864mm) Worksurface Height

FEATURES:

- Welded 1½″ type 300 stainless steel square tubular base construction
- Stainless countertop with marine edge.
- 4″ casters with brake
- 5-shelf, 12″ wide liquor display
- 12″ blender station with workboard and blender shelf
- 15″ x 35″ x 10″ ice bin with sliding cover, plus six-compartment bottle rack
- 48″ double speed rail
- Storage for four 20″ x 20″ x 4″ glass racks

O.A. size * (length x width x height) in.	mm	WITHOUT LIFT-UP END COUNTERTOPS weight lbs.	kg	model #	WITH ** LIFT-UP END COUNTERTOPS weight lbs.	kg	model #
80″ x 33″ x 48″	2032 x 838 x 1219	615	279	**SBPB-CCS-6**	651	295	**SBPB-CCS-6-XCT**

* Shipping dimensions: 84″ length x 38″ width x 53″ height (2134 x 965 x 1346mm).

** Overall length of model #SBPB-CCS-6-XCT, with both lift-up countertops extended, is 130″ (3302mm).

Also available…

- ***SPEC-BAR® Portable Bars w/Workboard*** *(see spec sheet EG40.54B)*
- ***SPEC-BAR® Portable Bars w/Double Ice Bins*** *(see spec sheet EG40.54C)*

NEW Mobile Ice Caddies

see product announcement EG8207



FEATURES:

- Stainless steel construction
- 1″ (25mm) drain with ball valve
- Foamed in place insulated ice bin
- Lift-off sliding cover
- 5″ (127mm) casters – two with brake
- Optional push handle and insulated cover available.

width x length lbs.	mm	weight lbs.	kg	ice capacity lbs.	kg	model #
25¼″ x 14¼″	641 x 362	180	81.7	50	22.7	**MIC1425**
25¼″ x 28¼″	641 x 718	215	97.5	120	54.4	**MIC2825**

Also available…

Sloped Mobile Ice Caddies

See product announcement EG8228



NEW Spec-Bar® Glass Rinsers

see spec sheet **EG40.64**

- Type 300 series stainless steel construction
- 4½″-diameter actuation disk
- ½″ FNPT stainless steel fitting welded to pan for drain
- Inline preset pressure regulator
- Removable stainless steel trough cover
- #BTGR Bar Top Glass Rinser: 6⅛″ x 6⅛″ overall size
- #UBGR Underbar Glass Rinser: Includes reinforced bracket for mounting to underside of bar
- Two models to choose from



NEW Spec-Bar® Drop-In Glass Rinse Troughs

see spec sheet **EG40.65**

- Type 300 series stainless steel construction
- 4½″-diameter actuation disk
- ½″ FNPT stainless steel fitting welded to pan for drain
- Inline preset pressure regulator
- Removable stainless steel trough cover
- Lengths available range from 6″ to 24″
- Four models to choose from



NEW Spec-Bar® Dump Sinks with Glass Rinser

see spec sheet **EG40.66**

- Type 300 series stainless steel construction
- T&S splash-mounted faucet
- 1½″ stainless steel IPS threaded drain with nut and washer
- Glass rinser spray head features multi-outlet nozzle to ensure complete rinsing.
- 4½″ -diameter actuation disk
- Inline preset pressure regulator
- Removable perforated drainboard
- Stainless steel adjustable bullet feet
- Two models to choose from



NEW Spec-Bar® Soda Gun Holders

see spec sheet **EG40.67**

- Type 300 series stainless steel construction
- Attaches to side of adjacent equipment (by others in field)
- Designed for Wunder-Bar or Schroeder America™ 8-14 soda gun manifolds
- Built-in drip pan with 3/8″ drain
- Clear vinyl tubing included
- Removable top and side panels
- Two models to choose from



100 Industrial Boulevard, Clayton, DE 19938-8903 U.S.A.
Phone: 800-441-8440 or 302-653-3000. Fax: 302-653-2065
http://www.eaglegrp.com

EAGLE GROUP
Profit from the Eagle Advantage®

Accessories/Options

Anti-Siphon Breaker 328
Bullet Feet.....328
Condensate Vents and Hoods 325
Control Panel Bracket 328
Custom Modifications 326
Disposal Provision Packages 329
Drain Trough 328
Gussets.....328
Legs / Crossbrace Assemblies.....329
Lever Drains 328
Polymer Undershelves.....329
Prerinse Basket with Slide Bar 328
Prerinse Units 328
PVC Rollers 329
Rack Shelves.....327
Rack Slide.....328
Scrap Basket.....328
Sink Covers.....329
Soiled Dishtable Kit 320-324
Stainless Steel Legs, Gussets, Feet.....318-324
Undershelves.....328

Clean Dishtables

Corner Design 318
Island Design.....319
Straight Design 318

Soiled Dishtables

Corner Design 321
Island Design.....322
Straight Design 320
with 3-Compartment Pot Sink 324
with Landing Shelf 323

More Dishtables

Dishtable Package Special 319
Mobile Soak Sinks.....325
Undercounter Dishtables 324

General specifications:

Dishtables available are corner, straight, and island design; clean, soiled, and undercounter; left- and right-handed models.

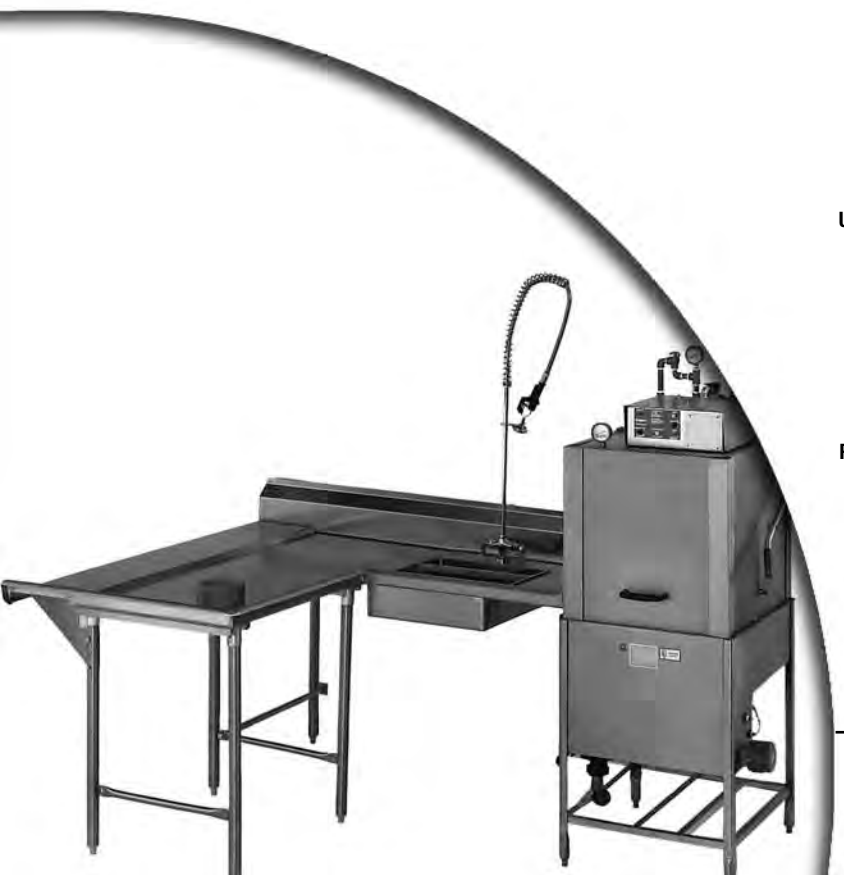

Tops: 14 gauge type 304 stainless steel, 16/304 or 16/430 stainless steel with all seams welded, grounded smooth and polished. Where indicated, front and ends have a *3˝ (76mm)* high turn-up and be finished with a 1½˝ *(38mm)* diameter sanitary rolled edge. *8˝ (203mm)* high backsplash is 5˝ *(127mm)* high with a *2˝ (51mm)* 45˚ return to wall, plus a *1˝ (25mm)* upturn and tile edge for easy installation and feathering to wall/splash surface. All vertical and horizontal bends are coved to a ⅜˝ *(10mm)* radius. Table is constructed in full compliance with NSF requirements.

Underbracing: "U"-type channel constructed of 14 gauge 304-18-8 stainless steel, welded to underside of table. Whenever necessary, there are full enclosed plated or stainless steel gussets welded to channel to accept legs.

Legs: 1⅝˝ *(41mm)* outside dimension, seamlessly welded galvanized or stainless steel tubing. Connecting legs front-to-back are *1˝ (25mm)* diameter galvanized or stainless steel tubing fully welded to same. Leg assembly complete with corrosion-resistant fully adjustable bullet feet.

Prerinse Sink: Soiled table equipped with an integrally welded recessed sink 20˝ x 20˝ x 5˝ *(508 x 508 x 127mm)*, complete with a 3½˝ *(89mm)* diameter hole to accommodate a 1½˝ *(38mm)* basket drain furnished by EAGLE GROUP.

Scrap Block: Soiled table furnished with a 5¾˝ *(146mm)* diameter die-stamped hole with a ½˝ *(13mm)* high raised edge to prevent spillage. Fitted within is a removable gray neoprene scrap block.

Clean Dishtables

see spec sheets **EG50.00** **EG50.01**



clean dishtable straight design — right-hand model with optional undershelf



clean dishtable corner design — left-hand model

SPEC-MASTER® FEATURES:

- 14/304 dishtables.
- Stainless steel crossbraced legs.
- Stainless steel gussets and stainless steel feet.

FEATURES:

- 30″ *(762mm)* width.
- Polished stainless steel work surface.
- 20½″ *(521mm)* opening to accept dishwasher.
- Crossbraced legs.
- Rolled edges.
- 8″ *(203mm)* backsplash.
- Left or right operation.
- L or R in model numbers indicate left- or right-hand models.

Note: For accessories, see pages 328-329.

(•) MTS *(made to stock)* / ( ) MTO *(made to order)*

Straight Design EG50.00

length in.	length mm	weight lb.	weight kg	cu ft	16 gauge type 430 model #	16 gauge type 304 model #	14 gauge type 304 model #
24″	610	36	16.3	8.3	CDTL-24-16/4•	CDTL-24-16/3•	CDTL-24-14/3
24″	610	36	16.3	8.3	CDTR-24-16/4•	CDTR-24-16/3•	CDTR-24-14/3
30″	762	42	19.1	10.1	CDTL-30-16/4	CDTL-30-16/3•	CDTL-30-14/3
30″	762	42	19.1	10.1	CDTR-30-16/4	CDTR-30-16/3•	CDTR-30-14/3•
36″	914	49	22.2	12.4	CDTL-36-16/4•	CDTL-36-16/3•	CDTL-36-14/3
36″	914	49	22.2	12.4	CDTR-36-16/4•	CDTR-36-16/3•	CDTR-36-14/3
48″	1219	63	28.6	15.3	CDTL-48-16/4•	CDTL-48-16/3•	CDTL-48-14/3
48″	1219	63	28.6	15.3	CDTR-48-16/4•	CDTR-48-16/3•	CDTR-48-14/3•
60″	1524	77	34.9	18.9	CDTL-60-16/4•	CDTL-60-16/3•	CDTL-60-14/3
60″	1524	77	34.9	18.9	CDTR-60-16/4•	CDTR-60-16/3•	CDTR-60-14/3
72″	1829	91	41.3	22.4	CDTL-72-16/4	CDTL-72-16/3•	CDTL-72-14/3
72″	1829	91	41.3	22.4	CDTR-72-16/4	CDTR-72-16/3•	CDTR-72-14/3
84″	2134	170	77.1	25.9	CDTL-84-16/4	CDTL-84-16/3	CDTL-84-14/3
84″	2134	170	77.1	25.9	CDTR-84-16/4	CDTR-84-16/3	CDTR-84-14/3
96″	2438	223	101.2	29.4	CDTL-96-16/4	CDTL-96-16/3	CDTL-96-14/3
96″	2438	223	101.2	29.4	CDTR-96-16/4	CDTR-96-16/3	CDTR-96-14/3
108″	2743	238	108.0	32.7	CDTL-108-16/4	CDTL-108-16/3	CDTL-108-14/3
108″	2743	238	108.0	32.7	CDTR-108-16/4	CDTR-108-16/3	CDTR-108-14/3
120″	3048	247	112.0	33.2	CDTL-120-16/4	CDTL-120-16/3	CDTL-120-14/3
120″	3048	247	112.0	33.2	CDTR-120-16/4	CDTR-120-16/3	CDTR-120-14/3

Stainless Steel Options

Consult factory for pricing.

description	add suffix #
stainless steel legs	-SL
stainless steel legs and gussets	-SLG
stainless steel legs, gussets, and feet	-SLGF

Corner Design EG50.01

length in.	length mm	weight lb.	weight kg	cu ft	16 gauge type 430 model #	16 gauge type 304 model #	14 gauge type 304 model #
48″	1219	120	54.4	29.8	CDTCL-48-16/4	CDTCL-48-16/3	CDTCL-48-14/3
48″	1219	120	54.4	29.8	CDTCR-48-16/4	CDTCR-48-16/3	CDTCR-48-14/3
60″	1524	130	59.0	36.8	CDTCL-60-16/4	CDTCL-60-16/3	CDTCL-60-14/3
60″	1524	130	59.0	36.8	CDTCR-60-16/4	CDTCR-60-16/3	CDTCR-60-14/3
72″	1829	140	63.5	43.8	CDTCL-72-16/4	CDTCL-72-16/3	CDTCL-72-14/3
72″	1829	140	63.5	43.8	CDTCR-72-16/4	CDTCR-72-16/3	CDTCR-72-14/3
84″	2134	150	68.0	50.8	CDTCL-84-16/4	CDTCL-84-16/3	CDTCL-84-14/3
84″	2134	150	68.0	50.8	CDTCR-84-16/4	CDTCR-84-16/3	CDTCR-84-14/3
96″	2438	160	72.6	57.8	CDTCL-96-16/4	CDTCL-96-16/3	CDTCL-96-14/3
96″	2438	160	72.6	57.8	CDTCR-96-16/4	CDTCR-96-16/3	CDTCR-96-14/3
108″	2754	170	77.1	64.8	CDTCL-108-16/4	CDTCL-108-16/3	CDTCL-108-14/3
108″	2754	170	77.1	64.8	CDTCR-108-16/4	CDTCR-108-16/3	CDTCR-108-14/3
120″	3048	180	81.6	73.8	CDTCL-120-16/4	CDTCL-120-16/3	CDTCL-120-14/3
120″	3048	180	81.6	73.8	CDTCR-120-16/4	CDTCR-120-16/3	CDTCR-120-14/3

Stainless Steel Options

Consult factory for pricing.

description	add suffix #
stainless steel legs	-SL
stainless steel legs and gussets	-SLG
stainless steel legs, gussets, and feet	-SLGF

100 Industrial Boulevard, Clayton, DE 19938-8903 U.S.A.
Phone: 800-441-8440 or 302-653-3000. Fax: 302-653-2065
http://www.eaglegrp.com

EAGLE GROUP
Profit from the Eagle Advantage®

Clean Dishtables - Island Design (NSF)

see spec sheet **EG50.08**



clean dishtable island design — right-hand model

SPEC-MASTER® FEATURES:

- 14/304 dishtables.
- Stainless steel crossbraced legs.
- Stainless steel gussets and stainless steel feet.

FEATURES:

- 30″ *(762mm)* width.
- Polished stainless steel work surface.
- 20½″ *(521mm)* opening to accept dishwasher.
- Crossbraced legs.
- Rolled edges.
- 8″ *(203mm)* backsplash.
- Left or right operation.
- L or R in model numbers indicate left- or right-hand models.

Note: For accessories, see pages 328-329.

length in.	length mm	weight lb.	weight kg	cu ft	16 gauge type 430 model #	16 gauge type 304 model #	14 gauge type 304 model #
48″	1219	118	53.5	29.8	**CDTCIL-48-16/4**	**CDTCIL-48-16/3**	**CDTCIL-48-14/3**
48″	1219	118	53.5	29.8	**CDTCIR-48-16/4**	**CDTCIR-48-16/3**	**CDTCIR-48-14/3**
60″	1524	128	58.1	36.8	**CDTCIL-60-16/4**	**CDTCIL-60-16/3**	**CDTCIL-60-14/3**
60″	1524	128	58.1	36.8	**CDTCIR-60-16/4**	**CDTCIR-60-16/3**	**CDTCIR-60-14/3**
72″	1829	138	62.6	43.0	**CDTCIL-72-16/4**	**CDTCIL-72-16/3**	**CDTCIL-72-14/3**
72″	1829	138	62.6	43.0	**CDTCIR-72-16/4**	**CDTCIR-72-16/3**	**CDTCIR-72-14/3**
96″	2438	157	71.2	57.0	**CDTCIL-96-16/4**	**CDTCIL-96-16/3**	**CDTCIL-96-14/3**
96″	2438	157	71.2	57.0	**CDTCIR-96-16/4**	**CDTCIR-96-16/3**	**CDTCIR-96-14/3**
108″	2743	172	78.0	64.0	**CDTCIL-108-16/4**	**CDTCIL-108-16/3**	**CDTCIL-108-14/3**
108″	2743	172	78.0	64.0	**CDTCIR-108-16/4**	**CDTCIR-108-16/3**	**CDTCIR-108-14/3**
120″	3048	231	104.8	71.0	**CDTCIL-120-16/4**	**CDTCIL-120-16/3**	**CDTCIL-120-14/3**
120″	3048	305	138.4	71.0	**CDTCIR-120-16/4**	**CDTCIR-120-16/3**	**CDTCIR-120-14/3**

Stainless Steel Options

Consult factory for pricing.

description	add suffix #
stainless steel legs	**-SL**
stainless steel legs and gussets	**-SLG**
stainless steel legs, gussets, and feet	**-SLGF**

Dishtable Package Special (NSF)

see spec sheet **EG50.13**

Clean dishtable and soiled dishtable, both 48″ *(1219mm)* 16 gauge 304 stainless steel. Rubber scrap block; prerinse faucet #300718; prerinse basket & slide bar; and 42″ *(1067mm)* KD tubular rack shelf.

description	weight lbs.	weight kg	model #
left-to-right operation	160	72.6	**DTC-48LR-16/3**
right-to-left operation	160	72.6	**DTC-48RL-16/3**

Note: DTC-48RL-16/3 does not come with scrap block.



#DTC-48LR-16/3 left-to-right operation shown

Soiled Dishtables - Straight Design NSF

see spec sheet **EG50.02**



soiled dishtable straight design
— left-hand model with optional accessories

SPEC-MASTER® FEATURES:

- 14/304 dishtables.
- Stainless steel crossbraced legs.
- Stainless steel gussets and stainless steel feet.

FEATURES:

- 30″ *(762mm)* width.
- Polished stainless steel work surface.
- 20½″ *(521mm)* opening to accept dishwasher.
- Crossbraced legs.
- Rolled edges.
- 8″ *(203mm)* backsplash.
- Prerinse sink, and left or right operation.
- L or R in model numbers indicate left- or right-hand models.
- Scrap block hole and rubber scrap block are included on all models except 30″, 36″ L and R, and 48″ R*.

Note: For accessories, see pages 328-329.

(•) MTS *(made to stock)* / ( ) MTO *(made to order)*

length in.	length mm	weight lb.	weight kg	cu ft	16 gauge type 430 model #	16 gauge type 304 model #	14 gauge type 304 model #
30″	762	44	20.0	10.1	**SDTL-30-16/4**	**SDTL-30-16/3**	**SDTL-30-14/3**
30″	762	44	20.0	10.1	**SDTR-30-16/4**	**SDTR-30-16/3**	**SDTR-30-14/3**
36″	914	49	22.2	12.4	**SDTL-36-16/4** •	**SDTL-36-16/3** •	**SDTL-36-14/3**
36″	914	49	22.2	12.4	**SDTR-36-16/4** •	**SDTR-36-16/3**	**SDTR-36-14/3**
48″	1219	63	28.6	15.3	**SDTL-48-16/4** *•	**SDTL-48-16/3** *•	**SDTL-48-14/3** *
48″	1219	63	28.6	15.3	**SDTR-48-16/4** •	**SDTR-48-16/3** •	**SDTR-48-14/3**
60″	1524	77	34.9	18.9	**SDTL-60-16/4** *•	**SDTL-60-16/3** *•	**SDTL-60-14/3** *
60″	1524	77	34.9	18.9	**SDTR-60-16/4** *•	**SDTR-60-16/3** *•	**SDTR-60-14/3** *
72″	1829	91	41.3	22.4	**SDTL-72-16/4** *	**SDTL-72-16/3** *•	**SDTL-72-14/3** *
72″	1829	91	41.3	22.4	**SDTR-72-16/4** *	**SDTR-72-16/3** *•	**SDTR-72-14/3** *
84″	2134	173	78.5	25.9	**SDTL-84-16/4** *	**SDTL-84-16/3** *	**SDTL-84-14/3** *
84″	2134	173	78.5	25.9	**SDTR-84-16/4** *	**SDTR-84-16/3** *	**SDTR-84-14/3** *
96″	2438	223	101.2	29.6	**SDTL-96-16/4** *	**SDTL-96-16/3** *	**SDTL-96-14/3** *
96″	2438	223	101.2	29.6	**SDTR-96-16/4** *	**SDTR-96-16/3** *	**SDTR-96-14/3** *
108″	2743	224	101.6	30.3	**SDTL-108-16/4** *	**SDTL-108-16/3** *	**SDTL-108-14/3** *
108″	2743	224	101.6	30.3	**SDTR-108-16/4** *	**SDTR-108-16/3** *	**SDTR-108-14/3** *
120″	3048	247	112.0	33.6	**SDTL-120-16/4** *	**SDTL-120-16/3** *	**SDTL-120-14/3** *
120″	3048	247	112.0	33.6	**SDTR-120-16/4** *	**SDTR-120-16/3** *	**SDTR-120-14/3** *

* Scrap block provided with these models. To order without scrap block, add suffix **"-NSB"** to model number. **Example: SDTL-48-16/3-NSB**. Consult factory for pricing.

Stainless Steel Options for 16 Gauge Soiled Dishtables

Consult factory for pricing.

description	add suffix # *
stainless steel legs	**-SL**
stainless steel legs and gussets	**-SLG**
stainless steel legs, gussets, and feet	**-SLGF**

* Example: SDTL-30-16/4-**SL**

Soiled Dishtable Kit

For all soiled dishtables listed above.

- Scrap basket.
- Rack slide.
- T&S prerinse faucet #313295.

Add suffix **"-SRP"** to model #. **Example: SDTL-30-16/4-SRP**
Consult factory for pricing.

100 Industrial Boulevard, Clayton, DE 19938-8903 U.S.A.
Phone: 800-441-8440 or 302-653-3000. Fax: 302-653-2065
http://www.eaglegrp.com

EAGLE GROUP
Profit from the Eagle Advantage®

Soiled Dishtables - Corner Design (NSF)

see spec sheet **EG50.03**

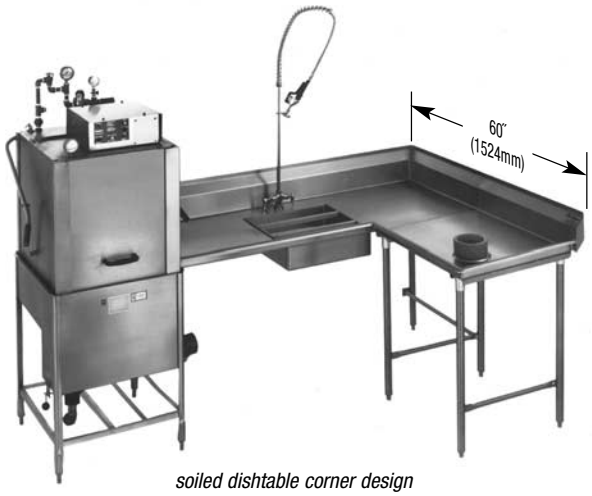

soiled dishtable corner design
— right-hand model with optional accessories

SPEC-MASTER® FEATURES:

- 14/304 dishtables.
- Stainless steel crossbraced legs.
- Stainless steel gussets and stainless steel feet.

FEATURES:

- 30″ *(762mm)* width.
- Polished stainless steel work surface.
- 20½″ *(521mm)* opening to accept dishwasher.
- Crossbraced legs.
- Rolled edges.
- 8″ *(203mm)* backsplash.
- Prerinse sink, and left or right operation.
- L or R in model numbers indicate left- or right-hand models.

Note: For accessories, see pages 328-329.

length in.	length mm	weight lb.	weight kg	cu ft	16 gauge type 430 model #	16 gauge type 304 model #	14 gauge type 304 model #
60″	1524	170	77.1	36.8	**SDTCL-60-16/4**	**SDTCL-60-16/3**	**SDTCL-60-14/3**
60″	1524	170	77.1	36.8	**SDTCR-60-16/4**	**SDTCR-60-16/3**	**SDTCR-60-14/3**
72″	1829	180	81.6	43.8	**SDTCL-72-16/4**	**SDTCL-72-16/3**	**SDTCL-72-14/3**
72″	1829	180	81.6	43.8	**SDTCR-72-16/4**	**SDTCR-72-16/3**	**SDTCR-72-14/3**
84″	2134	190	86.2	50.8	**SDTCL-84-16/4**	**SDTCL-84-16/3**	**SDTCL-84-14/3**
84″	2134	190	86.2	50.8	**SDTCR-84-16/4**	**SDTCR-84-16/3**	**SDTCR-84-14/3**
96″	2438	200	90.7	57.8	**SDTCL-96-16/4**	**SDTCL-96-16/3**	**SDTCL-96-14/3**
96″	2438	200	90.7	57.8	**SDTCR-96-16/4**	**SDTCR-96-16/3**	**SDTCR-96-14/3**
108″	2743	215	97.5	64.3	**SDTCL-108-16/4**	**SDTCL-108-16/3**	**SDTCL-108-14/3**
108″	2743	215	97.5	64.3	**SDTCR-108-16/4**	**SDTCR-108-16/3**	**SDTCR-108-14/3**
120″	3048	220	99.8	71.8	**SDTCL-120-16/4**	**SDTCL-120-16/3**	**SDTCL-120-14/3**
120″	3048	220	99.8	71.8	**SDTCR-120-16/4**	**SDTCR-120-16/3**	**SDTCR-120-14/3**

Stainless Steel Options for 16 Gauge Soiled Dishtables

Consult factory for pricing.

description	add suffix # *
stainless steel legs	**-SL**
stainless steel legs and gussets	**-SLG**
stainless steel legs, gussets, and feet	**-SLGF**

* Example: SDTCL-60-16/4-**SL**

Soiled Dishtable Kit

For all soiled dishtables listed above.

- Scrap basket.
- Rack slide.
- T&S prerinse faucet #313295.

Add suffix **"-SRP"** to model #. **Example: SDTCL-60-16/4-SRP**
Consult factory for pricing.

Soiled Dishtables - Island Design (NSF)

see spec sheet **EG50.09**

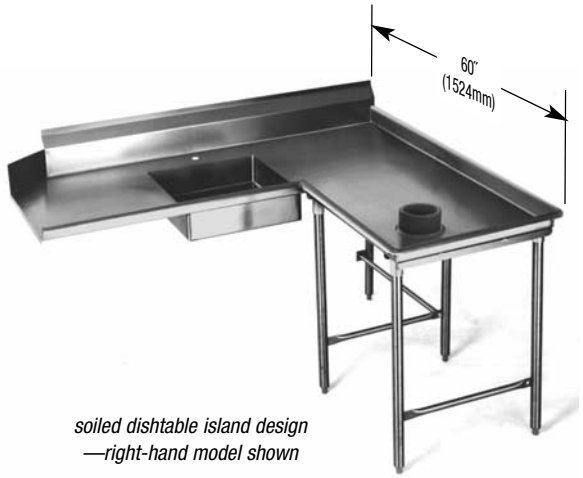

soiled dishtable island design —right-hand model shown

SPEC-MASTER® FEATURES:

- 14/304 dishtables.
- Stainless steel crossbraced legs.
- Stainless steel gussets and stainless steel feet.

FEATURES:

- 30″ *(762mm)* width.
- Polished stainless steel work surface.
- 20½″ *(521mm)* opening to accept dishwasher.
- Crossbraced legs.
- Rolled edges.
- 8″ *(203mm)* backsplash.
- Prerinse sink, and left or right operation.
- L or R in model numbers indicate left- or right-hand models.

Note: For accessories, see pages 328-329.

length		weight		cu	16 gauge type 430	16 gauge type 304	14 gauge type 304
in.	mm	lb.	kg	ft	model #	model #	model #
60″	1524	168	76.2	36.6	**SDTCIL-60-16/4**	**SDTCIL-60-16/3**	**SDTCIL-60-14/3**
60″	1524	168	76.2	36.6	**SDTCIR-60-16/4**	**SDTCIR-60-16/3**	**SDTCIR-60-14/3**
72″	1829	178	80.7	43.6	**SDTCIL-72-16/4**	**SDTCIL-72-16/3**	**SDTCIL-72-14/3**
72″	1829	178	80.7	43.6	**SDTCIR-72-16/4**	**SDTCIR-72-16/3**	**SDTCIR-72-14/3**
84″	2134	188	85.3	50.8	**SDTCIL-84-16/4**	**SDTCIL-84-16/3**	**SDTCIL-84-14/3**
84″	2134	188	85.3	50.8	**SDTCIR-84-16/4**	**SDTCIR-84-16/3**	**SDTCIR-84-14/3**
96″	2438	225	102.1	57.6	**SDTCIL-96-16/4**	**SDTCIL-96-16/3**	**SDTCIL-96-14/3**
96″	2438	225	102.1	57.6	**SDTCIR-96-16/4**	**SDTCIR-96-16/3**	**SDTCIR-96-14/3**
108″	2743	272	123.4	64.6	**SDTCIL-108-16/4**	**SDTCIL-108-16/3**	**SDTCIL-108-14/3**
108″	2743	272	123.4	64.6	**SDTCIR-108-16/4**	**SDTCIR-108-16/3**	**SDTCIR-108-14/3**
120″	3048	286	129.7	71.6	**SDTCIL-120-16/4**	**SDTCIL-120-16/3**	**SDTCIL-120-14/3**
120″	3048	286	129.7	71.6	**SDTCIR-120-16/4**	**SDTCIR-120-16/3**	**SDTCIR-120-14/3**

Stainless Steel Options for 16 Gauge Soiled Dishtables

Consult factory for pricing.

description	add suffix # *
stainless steel legs	**-SL**
stainless steel legs and gussets	**-SLG**
stainless steel legs, gussets, and feet	**-SLGF**

* Example: SDTCIL-60-16/4-**SL**

Soiled Dishtable Kit

For all soiled dishtables listed above.

- Scrap basket.
- Rack slide.
- T&S prerinse faucet #313295.

Add suffix **"-SRP"** to model #. **Example: SDTCIL-60-16/4-SRP**

Consult factory for pricing.

Stainless Steel Cleaner & Polish

weight		
oz.	kg	model #
15	0.4	**004026**



FEATURES:

- Cleans and polishes in one step.
- Does not streak or leave fingerprints.
- Leaves a protective invisible coating.

100 Industrial Boulevard, Clayton, DE 19938-8903 U.S.A.
Phone: 800-441-8440 or 302-653-3000. Fax: 302-653-2065
http://www.eaglegrp.com

EAGLE GROUP
Profit from the Eagle Advantage®

Soiled Dishtables with Landing Shelf

see spec sheet **EG50.10**

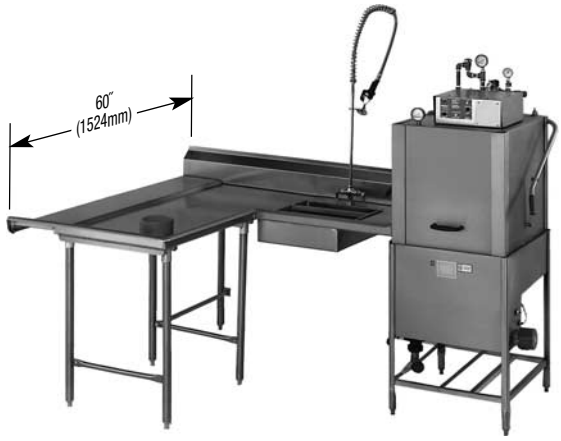

soiled dishtable with landing shelf
— left-hand model with optional accessories shown

SPEC-MASTER® FEATURES:

- 14/304 dishtables.
- Stainless steel crossbraced legs.
- Stainless steel gussets and stainless steel feet.

FEATURES:

- 20½″ *(521mm)* opening to accept dishwasher.
- 12″ *(305mm)* wide landing shelf on a 40½″ *(1029mm)* landing area.
- L or R in model numbers indicate left- or right-hand models.

Note: For accessories, see pages 328-329.

Predrilled double rack shelf or double-sided sorting rack now available. To order double rack shelf, add suffix **"-DRS"** to model number. To order **double-sided sorting rack,** add suffix **"-DSS"** to model number. **Example: SDTLR-72-16/4-DSS**

Consult factory for pricing.

length		weight		cu	16 gauge type 430	16 gauge type 304	14 gauge type 304
in.	mm	lb.	kg	ft	model #	model #	model #
66″	1676	165	74.8	40.2	**SDTLL-66-16/4**	**SDTLL-66-16/3**	**SDTLL-66-14/3**
66″	1676	165	74.8	40.2	**SDTLR-66-16/4**	**SDTLR-66-16/3**	**SDTLR-66-14/3**
72″	1829	175	79.4	43.8	**SDTLL-72-16/4**	**SDTLL-72-16/3**	**SDTLL-72-14/3**
72″	1829	175	79.4	43.8	**SDTLR-72-16/4**	**SDTLR-72-16/3**	**SDTLR-72-14/3**
78″	1981	185	83.9	48.8	**SDTLL-78-16/4**	**SDTLL-78-16/3**	**SDTLL-78-14/3**
78″	1981	185	83.9	48.8	**SDTLR-78-16/4**	**SDTLR-78-16/3**	**SDTLR-78-14/3**
84″	2134	195	88.5	50.8	**SDTLL-84-16/4**	**SDTLL-84-16/3**	**SDTLL-84-14/3**
84″	2134	195	88.5	50.8	**SDTLR-84-16/4**	**SDTLR-84-16/3**	**SDTLR-84-14/3**
96″	2438	210	95.3	57.8	**SDTLL-96-16/4**	**SDTLL-96-16/3**	**SDTLL-96-14/3**
96″	2438	210	95.3	57.8	**SDTLR-96-16/4**	**SDTLR-96-16/3**	**SDTLR-96-14/3**
108″	2743	335	152.0	61.8	**SDTLL-108-16/4**	**SDTLL-108-16/3**	**SDTLL-108-14/3**
108″	2743	335	152.0	61.8	**SDTLR-108-16/4**	**SDTLR-108-16/3**	**SDTLR-108-14/3**
120″	3048	375	170.1	65.2	**SDTLL-120-16/4**	**SDTLL-120-16/3**	**SDTLL-120-14/3**
120″	3048	375	170.1	65.2	**SDTLR-120-16/4**	**SDTLR-120-16/3**	**SDTLR-120-14/3**

Stainless Steel Options for 16 Gauge Soiled Dishtables

Consult factory for pricing.

description	add suffix # *
stainless steel legs	**-SL**
stainless steel legs and gussets	**-SLG**
stainless steel legs, gussets, and feet	**-SLGF**

* Example: SDTLL-66-16/4-**SL**

Soiled Dishtable Kit

For all soiled dishtables listed above.

- Scrap basket.
- Rack slide.
- T&S prerinse faucet #313295.

Add suffix **"-SRP"** to model #. **Example: SDTLL-60-16/4-SRP**

Consult factory for pricing.

Soiled Dishtables with 3-Compartment Pot Sink (NSF)

see spec sheet **EG50.11**



soiled dishtable with 3-compartment pot sink—right-hand model

SPEC-MASTER® FEATURES:

- 14/304 dishtables.
- Stainless steel crossbraced legs.
- Stainless steel gussets and stainless steel feet.

FEATURES:

- 20½″ *(521mm)* opening to accept dishwasher.
- L or R in model numbers indicate left- or right-hand models.

Note: For accessories, see pages 328-329.

length		weight		cu	16 gauge type 430	16 gauge type 304	14 gauge type 304
in.	mm	lb.	kg	ft	model #	model #	model #
124″	3150	341	154.7	60.4	**SDTPL-124-16/4**	**SDTPL-124-16/3**	**SDTPL-124-14/3**
124″	3150	341	154.7	60.4	**SDTPR-124-16/4**	**SDTPR-124-16/3**	**SDTPR-124-14/3**

Stainless Steel Options for 16 Gauge Soiled Dishtables

Consult factory for pricing.

description	add suffix # *
stainless steel legs	**-SL**
stainless steel legs and gussets	**-SLG**
stainless steel legs, gussets, and feet	**-SLGF**

* Example: SDTPL-124-16/4-**SL**

Soiled Dishtable Kit

For all soiled dishtables listed above.

- Scrap basket.
- Rack slide.
- T&S prerinse faucet #313295.

Add suffix **"-SRP"** to model #. **Example: SDTPL-60-16/4-SRP**

Consult factory for pricing.

Undercounter Dishtables (NSF)

see spec sheet **EG50.05**



undercounter dishtable with optional accessories shown —right-hand model

FEATURES:

- Sized to accept all 24″ *(620mm)* wide undercounter dishwashers.
- L or R in model numbers indicate left or right placement of dishwasher.

Note: To order stainless steel crossbrace legs, order part #316660. See page 329.

(•) MTS *(made to stock)* / ( ) MTO *(made to order)*

length		weight		cu	16 gauge type 430	16 gauge type 304	14 gauge type 304
in.	mm	lb.	kg	ft	model #	model #	model #
48″	1219	95	43.1	15.3	**UDT-4L-16/4 •**	**UDT-4L-16/3 •**	**UDT-4L-14/3**
48″	1219	95	43.1	15.3	**UDT-4R-16/4 •**	**UDT-4R-16/3 •**	**UDT-4R-14/3**
60″	1524	105	47.6	18.9	**UDT-5L-16/4**	**UDT-5L-16/3**	**UDT-5L-14/3**
60″	1524	105	47.6	18.9	**UDT-5R-16/4**	**UDT-5R-16/3**	**UDT-5R-14/3**

100 Industrial Boulevard, Clayton, DE 19938-8903 U.S.A.
Phone: 800-441-8440 or 302-653-3000. Fax: 302-653-2065
http://www.eaglegrp.com

EAGLE GROUP
Profit from the Eagle Advantage®

Mobile Soak Sinks (NSF)

see spec sheet EG50.04

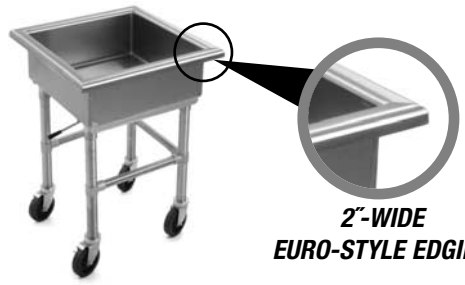

2″-WIDE EURO-STYLE EDGING

#MSS2020

FEATURES:

- 8″ *(203mm)* deep sink.
- 14 gauge.
- Lever drain.
- 5″ *(127mm)* casters *(two with brake).*
- Stainless steel legs.
- Stainless steel gussets.
- Stainless steel crossbraces.

(•) MTS *(made to stock)* / ( ) MTO *(made to order)*

overall width x length in.	overall width x length mm	cu ft	33″ (838mm) HEIGHT weight lb.	weight kg	model #	20″ (508mm) HEIGHT WITH REMOVABLE SILVER CHUTE & SILVERWARE BASKET weight lb.	weight kg	model #
24″ x 24″	610 x 610	14	80	36.3	**MSS2020**	80	36.3	**MSS2020SC•**
28″ x 28″	711 x 711	15	90	40.8	**MSS2424•**	90	40.8	**MSS2424SC**

Dishwasher Condensate Vents, DVS Series (NSF)

see spec sheets EG50.07B EG55.03

FEATURES:

- Mounts to dishwasher end vents.
- Seams are continuously liquid-tight.
- 18 gauge type 304 stainless steel.



outer width x length x height* in.	outer width x length x height* mm	weight lbs.	weight kg	model #
4″ x 16″ x 48″	102 x 406 x 1219	60	27.2	**DVS-48**
4″ x 16″ x 60″	102 x 406 x 1524	75	34.0	**DVS-60**
4″ x 16″ x 72″	102 x 406 x 1829	90	40.8	**DVS-72**

* If you have other size requirements, please call the factory. Outer width and length dimensions exclude flange.

Dishwasher Condensate and Type II Hoods, HDC Series (NSF) NFPA-96 for TYPE II

see spec sheets EG50.07B EG55.03



FEATURES:

- 12″ x 12″ *(305 x 305mm)* collar opening for exhaust connection.
- 20″ *(508mm)* height.
- Type 304 stainless steel construction.
- Full perimeter gutter with drain tube located on the left.

Note: For Type II applications, optional baffles are available. To order, add suffix **"S"** to model number **(example: HDC3636S)** and **30% to list price.**

overall width x length* in.	overall width x length* mm	weight lbs.	weight kg	cubic feet	model #
36″ x 36″	914 x 914	166	75.3	30.5	**HDC3636**
36″ x 42″	914 x 1067	170	77.1	35.5	**HDC3642**
36″ x 48″	914 x 1219	175	79.4	40.4	**HDC3648**
42″ x 42″	1067 x 1067	195	88.5	42.2	**HDC4242**
48″ x 48″	1219 x 1219	240	108.9	53.6	**HDC4848**
48″ x 60″	1219 x 1524	260	117.9	63.6	**HDC4860**

* If you have other size requirements, please call the factory.

Dishtable Custom Modifications

Custom dishtables built to fit your needs. Please allow six to eight weeks shipping cycle for custom fabrication after receipt of approved drawings.

See pages 327-329 for more dishtable accessories and options.

For SpecFAB® Custom Fabrications, see pages 373-380.

See the ***NEW*** **Custom Options and Accessories Price Guide** for pricing.

see spec sheet **EG50.07A**

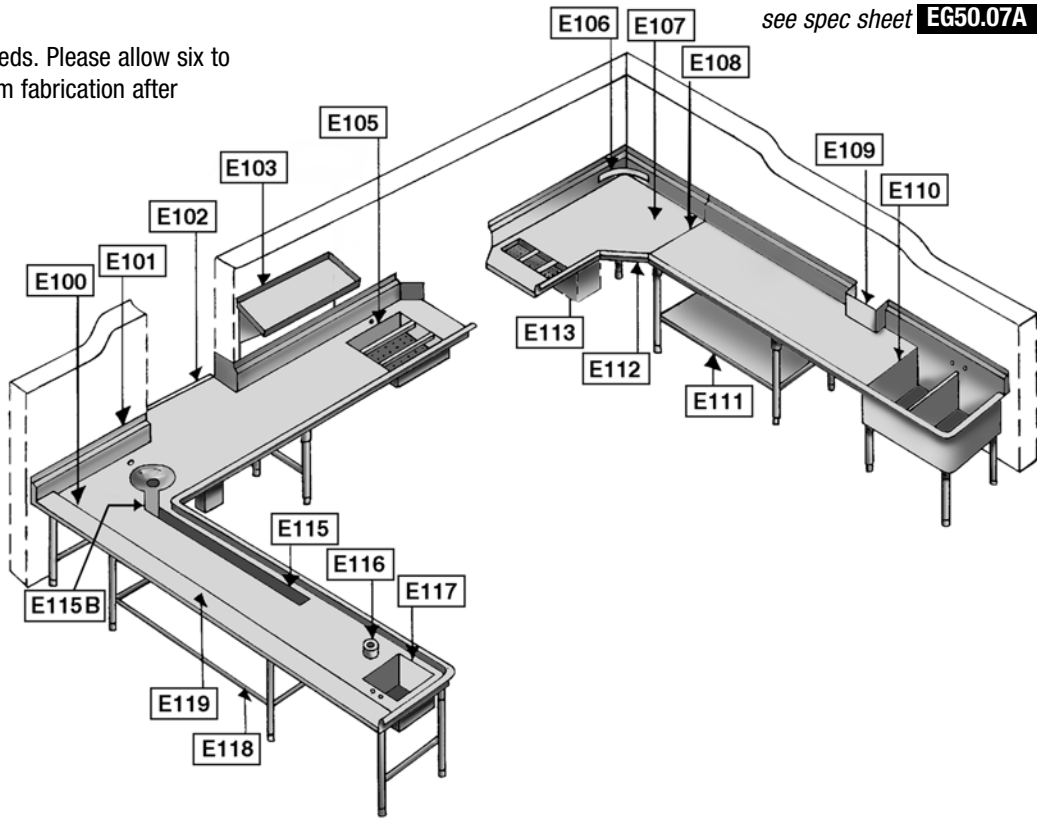

model #	description
OVERSHELF MODIFICATIONS AND OPTIONS:	
E38-6 **	Cantilever mount up to 6´, add to wall shelf price
E38-12 **	Cantilever mount up to 12´, add to wall shelf price
DISHTABLE RACK SHELF MODIFICATIONS AND OPTIONS:	
E103	Rack shelf, wall mounted
E104	Drain, bleeder type
DISHTABLE BACKSPLASH MODIFICATIONS AND OPTIONS:	
E101	Splash 10˝ per linear ft.
E101A	Turn down back splash (with z-clips)
E30	End splash - per end, all heights
E39	Enclosed backsplash
DISHTABLE TOP MODIFICATIONS AND OPTIONS:	
E100	Additional length NSF Construction
E102	Pass-thru shelf max. 12˝ up to 3 lin. ft.
E102A	additional over 36˝ for pass-thru shelf
E106	Rack guide curved 2˝ x 1/4˝ s/s flat bar (requires E112)
E107	Corner turn 90 degrees
E108	Field joint, bolted or ready for field welding by others
E109	Cutout for pipes, columns
E112	Mitered Corner
E119	Landing shelf 12˝W integral with top
E120	Limit switch
DISHTABLE SCRAPPING MODIFICATIONS AND OPTIONS:	
E115	Scrapping Trough 6˝ x 4˝ deep—up to 60˝
E115A	additional over 60˝
E115B	Mitered angle in scrapping trough

** - applicable to wall mount shelves and pot racks

model #	description
DISHTABLE SCRAPPING MODIFICATIONS AND OPTIONS (continued):	
E116	Rubber Scrap Block installed, 6.5˝ outer dia.
300691	Replacement rubber scrap block
DISHTABLE SINK WELDMENT MODIFICATIONS AND OPTIONS:	
E105	Prerinse sink 20˝ x 20˝ x 5˝
E105A	for each additional 2˝ in depth
E110	Sink 24˝ x 26 1/2˝ x 14˝
E117	Soak sink 16˝ x 20˝ x 13 1/2˝
E122	Faucet Holes
FAUCETS:	
300490	Faucet - 4˝ centers, 12˝ spout, deck mount
DISPOSAL PROVISION PACKAGES ***(for more information, see page 329)*****:**	
E41	Disposal provision package, collar
E41A	Disposal provision package, cone (top must be 14/304 s/s)
E41B	Provision for scrap collector and troughveyor
CONTROL PANEL BRACKETS ***(for more information, see page 328)*****:**	
E96	Control Panel Bracket - 6˝ x 9˝
E96A	Control Panel Bracket - 9˝ x 12˝
DISHTABLE BASE MODIFICATIONS AND OPTIONS:	
E111	Undershelving stainless steel, per linear foot
E113	Brackets for booster heater, installation only, brackets by others
E118	Crossbracing left-to-right, stainless steel

100 Industrial Boulevard, Clayton, DE 19938-8903 U.S.A.
Phone: 800-441-8440 or 302-653-3000. Fax: 302-653-2065
http://www.eaglegrp.com

EAGLE GROUP
Profit from the Eagle Advantage®

Dishtable Rack Shelves

see spec sheet EG50.06

(•) MTS *(made to stock)* / ( ) MTO *(made to order)*



An efficient operation setup, these shelves provide extra rack storage.

slanted rack shelf with drip tube on right

Slanted Rack Shelves

- Stainless steel *(16 gauge)* construction.
- Wall mounting brackets.
- Drip tube on left or right side.

shelf width* x length in.	mm	shipping weight lbs.	kg	TUBE ON LEFT model #	TUBE ON RIGHT model #
21″ x 21″	533 x 533	20	9.0	**605380•**	**606641•**
21″ x 42″	533 x 1067	32	14.5	**605381•**	**606642•**
21″ x 63″	533 x 1600	40	18.1	**605382•**	**606643**
21″ x 84″	533 x 2134	50	22.7	**606294**	**606644**

* Front-to-back of unit, when mounted to wall, is 19¾″ (502mm).



Tubular Design Rack Shelves

- Wall mounted, all-welded construction.

width x length in.	mm	shipping weight lbs.	kg	model #
15½″ x 21″	394 x 533	16	7.3	**606300**
15½″ x 42″	394 x 1067	25	11.3	**606301**
15½″ x 63″	394 x 1600	34	15.4	**606302**
15½″ x 84″	394 x 2134	43	19.5	**606303**



Double Sided Sorting Shelf

- For soiled dishtables with island design (pages 322) and soiled dishtables with landing shelf (pages 323).

width x length in.	mm	shipping weight lbs.	kg	model #
30⅞″ x 60″	784 x 1524	75	34.0	**606295**

Notes:
Not interchangeable with Double Rack Shelf #605383.
Racks cannot be positioned back-to-back.
One end is wall-mounted.



Double Rack Shelf

- For soiled dishtables with island design *(pages 322)* and soiled dishtables with landing shelf *(pages 323)*.
- Drip tubes on wall mounted end.

width x length in.	mm	shipping weight lbs.	kg	model #
22¾″ x 60″	578 x 1524	61	27.7	**605383•**

Notes:
Not interchangeable with Double Sided Sorting Shelf #606295.
Racks cannot be positioned back-to-back.
One end is wall-mounted.

KD Tubular Design Rack Shelves

- Wall mounted. Knock-down construction.

width x length in.	mm	shipping weight lbs.	kg	model #
15½″ x 21″	394 x 533	17	7.7	**606296•**
15½″ x 42″	394 x 1067	26	11.8	**606297•**
15½″ x 63″	394 x 1600	35	15.9	**606298•**
15½″ x 84″	394 x 2134	41	18.6	**606299**



Just a quick note...

GET FREE DOWNLOADS

• Spec Sheet • Product Instructions • Special Flyers • Brochures •

www.eaglegrp.com

Dishtable Accessories and Options (NSF)

see spec sheet **EG50.07B**

Can be shipped UPS.

(•) MTS *(made to stock)* / ( ) MTO *(made to order)*

Scrap Basket

- This model features all-16 gauge stainless steel construction.
- Tabs provide proper height and basket drainage.



Improves prerinse efficiency.

shipping wt. lbs.	kg	model #
15	6.8	**301630**

Rack Slide

- 16 gauge construction.



A must for any prerinse operation.

shipping wt. lbs.	kg	model #
4	1.8	**301124**

Drain Trough

- 5″ *(127mm)* wide and 2″ *(51mm)* deep with a 1½″ *(38mm)* center drain opening.
- Removable basket with handles.
- All stainless steel construction.

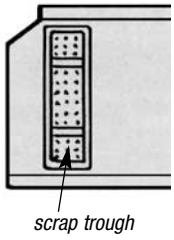

scrap trough

shipping wt. lbs.	kg	model #
13	5.8	**SCRAP TROUGH**

Control Panel Brackets

- Please specify location.

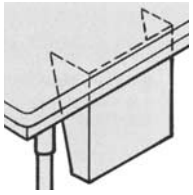

description	model #
6″ x 9″ *(152 x 229mm)*	**E96**
9″ x 12″ *(229 x 305mm)*	**E96A**

Stainless Steel Gussets

- Optional only for 16 gauge tables.
- Standard on SPEC-MASTER® tables.



gusset

description	model #
stainless steel gussets	**316743**

Bullet Feet

With a full 1″ *(25mm)* adjustment.

description	model #
stainless steel	**300692**
white metal	**301036**
plastic feet	**300293**

Anti-Siphon Breaker



model #
313832

Prerinse Units…

- Temperature adjustment for hot water with preset cold water adjustment for anti-scald protection.



…Standard Prerinse Components

description	model #
splash mounted spray unit	**300719**
deck mounted spray unit	**300718**
faucet add-on with 12″ *(305mm)* spout	**301189**
wall bracket	**301190**

…T&S Extra Heavy Duty Prerinse Components (T&S)

- Top-of-the-line.

description	model #
deck mounted spray unit with wall bracket	**313295**
faucet add-on with 12″ *(305mm)* spout	**313297**

Prerinse Baskets with Slide Bar

- An all-in-one combination.
- Type 304 construction throughout.
- For 20″ x 20″ prerinse sink.



width x length x depth in.	mm	shipping wt. lbs.	kg	model #
17½″ x 19½″ x 2⅛″	445 x 493 x 74	8	3.6	**606434•**
19½″ x 19½″ x 4″	493 x 493 x 102	4	1.8	**383671**

Dishtable Undershelves

- 24⅛″ *(612mm)* wide.

NOTE: Order one size smaller than dishtable.

Provides extra space for rack storage and operation equipment.



length in.	mm	weight lbs.	kg	galvanized model #	400 series model #	300 series model #
24″	610	10	4.5	**605371**	**605374**	**606479**
36″	914	15	6.8	**605372**	**605375**	**606480**
48″	1219	20	9.0	**605373**	**605376**	**606481**

Lever Drains



description	model #
1.5″ or 2″ *(38 or 51mm)* NPS connection	**300720**
2″ *(51mm)* NPS connection	**300721**

100 Industrial Boulevard, Clayton, DE 19938-8903 U.S.A.
Phone: 800-441-8440 or 302-653-3000. Fax: 302-653-2065
http://www.eaglegrp.com

EAGLE GROUP
Profit from the Eagle Advantage®

Dishtable Accessories and Options (NSF)

Can be shipped UPS.

see spec sheet **EG50.07B**

Legs and Crossbrace Assemblies



- Stainless steel welded construction.

Note: Standard only on SPEC-MASTER® series dishtables.

When durability and appearance are important.

description	model #
crossbrace assembly	**311772**
crossbrace assembly for undercounter dishtables	**316660**
single leg for undershelf	**300765**



Sink Covers

- 18 gauge stainless steel with holes provided for handling.

width x length in.	width x length mm	shipping weight lbs.	shipping weight kg	model #
20˝ x 20˝	508 x 508	11	5.0	**305428**
16˝ x 20˝	406 x 508	10	4.5	**351585**

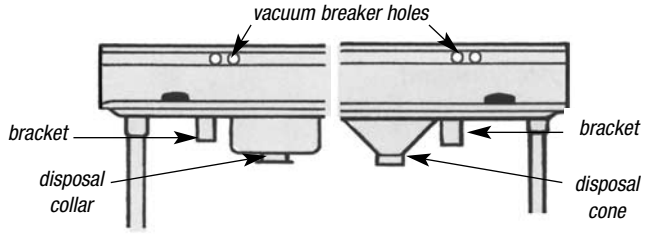

Disposal Provision Package

- Disposal collar adapters can be installed on any prerinse sink.
- Both collar and cone are to be supplied by the customer.

description	model #
disposal collar weldment, bracket for disposal switch, and vacuum breaker holes	**E41**
disposal cone* weldment, bracket for disposal switch, and vacuum breaker holes	**E41A**

* If cone is welded to dishtable top, the top must be 14 gauge type 304 stainless steel.

Provision for Scrap Collector or Troughveyor

- Cutout in top for collector mounting.
- Does not include welding of unit to dishwasher.
- All welding is by others.

description	model #
Flange in opening or trough to accept collector or troughveyor when required	**E41B**

PVC Rollers

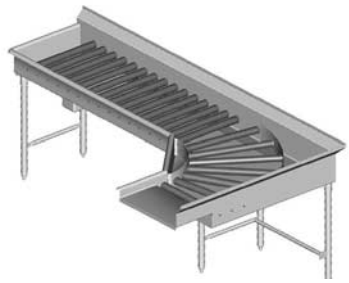

corner dishtable with optional PVC rollers

- 2˝ *(51mm)* diameter.
- Free-wheel.
- For 14/304 dishtables only.
- For ease of sliding dish racks.
- For stainless steel rollers, **contact factory.**
- Three rollers required for every 12˝ *(305mm).* Example: For a 6´ *(1829mm)* table, at the required three per foot: 6´ table x 3 per foot = 18 rollers needed.

length in.	length mm	model #
24˝	610	**DTRA-24**

Note:
Table setup charge required.

Quality... Value... Reliability!

Service for over 60 years.

NOTES

100 Industrial Boulevard, Clayton, DE 19938-8903 U.S.A.
Phone: 800-441-8440 or 302-653-3000. Fax: 302-653-2065
http://www.eaglegrp.com

EAGLE GROUP
Profit from the Eagle Advantage®

SPEC AIR® Ventilation Hoods

Accessories

Air Space 335
Bullet Lights.....335
Collars 335
Enclosure Panels 335
Filter Frames 334
Furring Channels 335
Grease Cups 334
Grease Filters.....334
Insulated Back 335
Insulated Make-Up Air Plenum.....335
Light Switch.....335
Mounting Channel 335
Supply Fire Damper 335
Trim Strips.....334

Ventilation Hoods

Dishwasher Condensate and Type II Hoods, HDC Series 334
Dishwasher Condensate Vents DVS Series 333
Exhaust-Only Hoods, HES & HEB Series 332
Front Discharge Make-Up Air Exhaust Hoods, HEF & HESFA Series 332
Internal Discharge Make-Up Air Hoods, HEIA Series 333



Standard Features Include: NSF NFPA-96

- Hood surfaces are constructed of 18 gauge type 430 stainless steel. Seams of the canopy are continuously welded liquid-tight.
- U.L. Listed vapor-proof incandescent light fixtures are mounted and provided with a junction box mounted on top of the hood.
- U.L. Classified filters are aluminum, non-clogging, baffle-type, and easily removable for cleaning.
- Full-length stainless steel grease trough is pitched to drain grease from filters and exhaust plenum.
- Grease drains from trough into a removable grease container for disposal.
- 3˝ *(76mm)* air space at rear of exhaust hood.
- Exhaust collar(s).
- Supply collars included with make-up air exhaust hoods.
- Supply collar(s) with fire damper(s) on internal make-up air models.
- Front and rear mounting brackets.

SPEC AIR® hoods come standard with accessories that most other manufacturers offer as options, with extra charge.

However, should you require additional accessories, please select from our list. Include quantity and model number with your order. If you require an accessory not listed, please contact the factory for assistance.

Exhaust-Only Hoods, HES & HEB Series (NSF) NFPA-96

see spec sheet EG55.00



exhaust-only hood...



…with short front fascia

FEATURES:

- 51″ *(1295mm)* deep and 24″ *(610mm)* height.
- Designed for use where make-up air is supplied by other vent systems.

Note: Prices do not include the following:
Installation supplies and materials, hanging of ventilator, exhaust and supply fans, curbs, ductwork, transitions, penetrating and sealing of roof or ceiling, trim, flashing, permits, fire protection system or tests, air balancing, electrical of any nature or any special requirements from local authorities.

length		weight		cubic	Regular	Short Front
in.	mm	lbs.	kg	feet	model #	model #
48″	1219	254	115.2	69.5	HEB96-48	HES96-48
54″	1372	290	131.5	76.9	HEB96-54	HES96-54
60″	1524	355	161.0	84.0	HEB96-60	HES96-60
66″	1676	378	171.5	91.5	HEB96-66	HES96-66
72″	1829	412	186.9	98.5	HEB96-72	HES96-72
78″	1981	481	218.2	112.9	HEB96-78	HES96-78
84″	2134	550	249.5	127.5	HEB96-84	HES96-84
90″	2286	567	257.2	131.0	HEB96-90	HES96-90
96″	2438	584	264.9	134.5	HEB96-96	HES96-96
102″	2591	601	272.6	138.1	HEB96-102	HES96-102
108″	2743	618	280.3	141.7	HEB96-108	HES96-108
114″	2896	653	296.2	148.9	HEB96-114	HES96-114
120″	3048	671	304.4	156.0	HEB96-120	HES96-120
126″	3200	721	327.0	163.5	HEB96-126	HES96-126
132″	3353	756	342.9	170.5	HEB96-132	HES96-132
138″	3505	790	358.3	177.7	HEB96-138	HES96-138
144″	3658	825	374.2	184.9	HEB96-144	HES96-144

Regular and short front models (for low ceilings) available.

Front Discharge Make-Up Air Exhaust Hoods, HEF & HESFA Series (NSF) NFPA-96

see spec sheet EG55.01



front discharge make-up air exhaust hood…



…with short front fascia

FEATURES:

- 51″ *(1295mm)* deep and 24″ *(610mm)* height.
- Supplies make-up air through the hood, independent of other ventilation systems, at ceiling level.

Note: Prices do not include the following:
Installation supplies and materials, hanging of ventilator, exhaust and supply fans, curbs, ductwork, transitions, penetrating and sealing of roof or ceiling, trim, flashing, permits, fire protection system or tests, air balancing, electrical of any nature or any special requirements from local authorities.

length		weight		cubic	Regular	Short Front
in.	mm	lbs.	kg	feet	model #	model #
48″	1219	302	137.0	69.5	HEF96-48	HESFA96-48
54″	1372	339	153.8	76.9	HEF96-54	HESFA96-54
60″	1524	378	171.5	84.0	HEF96-60	HESFA96-60
66″	1676	415	188.2	91.5	HEF96-66	HESFA96-66
72″	1829	453	205.5	98.5	HEF96-72	HESFA96-72
78″	1981	491	222.7	112.9	HEF96-78	HESFA96-78
84″	2134	529	240.0	127.5	HEF96-84	HESFA96-84
90″	2286	567	257.2	131.0	HEF96-90	HESFA96-90
96″	2438	605	274.4	134.5	HEF96-96	HESFA96-96
102″	2591	642	291.2	138.1	HEF96-102	HESFA96-102
108″	2743	679	308.0	141.7	HEF96-108	HESFA96-108
114″	2896	718	325.7	148.9	HEF96-114	HESFA96-114
120″	3048	755	342.5	156.0	HEF96-120	HESFA96-120
126″	3200	793	359.7	163.5	HEF96-126	HESFA96-126
132″	3353	831	376.9	170.5	HEF96-132	HESFA96-132
138″	3505	869	394.2	177.7	HEF96-138	HESFA96-138
144″	3658	907	411.4	184.9	HEF96-144	HESFA96-144

Regular and short front models (for low ceilings) available.

100 Industrial Boulevard, Clayton, DE 19938-8903 U.S.A.
Phone: 800-441-8440 or 302-653-3000. Fax: 302-653-2065
http://www.eaglegrp.com

EAGLE GROUP
Profit from the Eagle Advantage®

Internal Discharge Make-Up Air Hoods, HEIA Series NSF NFPA-96

see spec sheet EG55.02



Positive air flow design!

FEATURES:

- 51″ *(1295mm)* deep and 24″ *(610mm)* height.
- Designed to save energy by keeping outside air inside the hood. Outside air is mixed and exhausted with the grease-laden air.

Note: Prices do not include the following:
Installation supplies and materials, hanging of ventilator, exhaust and supply fans, curbs, ductwork, transitions, penetrating and sealing of roof or ceiling, trim, flashing, permits, fire protection system or tests, air balancing, electrical of any nature or any special requirements from local authorities.

length		weight		cubic	
in.	mm	lbs.	kg	feet	model #
48″	1219	322	146.1	69.5	**HEIA96-48**
54″	1372	359	162.9	76.9	**HEIA96-54**
60″	1524	379	171.9	84.0	**HEIA96-60**
66″	1676	435	197.3	91.5	**HEIA96-66**
72″	1829	473	214.6	98.5	**HEIA96-72**
78″	1981	509	231.9	112.9	**HEIA96-78**
84″	2134	549	249.0	127.5	**HEIA96-84**
90″	2286	585	265.4	131.0	**HEIA96-90**
96″	2438	622	282.2	134.5	**HEIA96-96**
102″	2591	660	299.4	138.1	**HEIA96-102**
108″	2743	699	317.1	141.7	**HEIA96-108**
114″	2896	738	334.8	148.9	**HEIA96-114**
120″	3048	775	351.5	156.0	**HEIA96-120**
126″	3200	813	368.8	163.5	**HEIA96-126**
132″	3353	851	386.0	170.5	**HEIA96-132**
138″	3505	889	403.3	177.7	**HEIA96-138**
144″	3658	930	421.8	184.9	**HEIA96-144**



Dishwasher Condensate Vents, DVS Series NSF

see spec sheets EG50.07B EG55.03



FEATURES:

- Mounts to dishwasher end vents.
- Seams are continuously liquid-tight.
- 18 gauge type 304 stainless steel.

Note: Prices do not include the following:
Installation supplies and materials, hanging of ventilator, exhaust and supply fans, curbs, ductwork, transitions, penetrating and sealing of roof or ceiling, trim, flashing, permits, fire protection system or tests, air balancing, electrical of any nature or any special requirements from local authorities.

outer width x length x height*		weight		
in.	mm	lbs.	kg	model #
4″ x 16″ x 48″	102 x 406 x 1219	60	27.2	**DVS-48**
4″ x 16″ x 60″	102 x 406 x 1524	75	34.0	**DVS-60**
4″ x 16″ x 72″	102 x 406 x 1829	90	40.8	**DVS-72**

* If you have other size requirements, please call the factory.
Outer width and length dimensions exclude flange.

Dishwasher Condensate and Type II Hoods, HDC Series (NSF) NFPA-96 for TYPE II

see spec sheets **EG50.07B** **EG55.03**



FEATURES:

- 12″ x 12″ *(305 x 305mm)* collar opening for exhaust connection.
- 20″ *(508mm)* height.
- Type 304 stainless steel construction.
- Full perimeter gutter with drain tube located on the left.

Note: For Type II applications, optional baffles are available. To order, add suffix **"S"** to model number **(example: HDC3636S)** and **30% to list price.**

Prices do not include the following:
Installation supplies and materials, hanging of ventilator, exhaust and supply fans, curbs, ductwork, transitions, penetrating and sealing of roof or ceiling, trim, flashing, permits, fire protection system or tests, air balancing, electrical of any nature or any special requirements from local authorities.

overall width x length* in.	mm	weight lbs.	kg	cubic feet	model #
36″ x 36″	914 x 914	166	75.3	30.5	**HDC3636**
36″ x 42″	914 x 1067	170	77.1	35.5	**HDC3642**
36″ x 48″	914 x 1219	175	79.4	40.4	**HDC3648**
42″ x 42″	1067 x 1067	195	88.5	42.2	**HDC4242**
48″ x 48″	1219 x 1219	240	108.9	53.6	**HDC4848**
48″ x 60″	1219 x 1524	260	117.9	63.6	**HDC4860**

* If you have other size requirements, please call the factory.

SPEC AIR® Ventilation Hood Accessories

see spec sheet **EG55.05**

Note: To order the following ventilation hood accessories or options, include quantity and model number of each desired accessory or option with the model number of the ventilation hood ordered. **Example: an "HEB96-48" hood (page 332)**, when accompanied with **"E161,"** indicates a hood with optional stainless steel trim strip on the front.

Filter Frames

(Maryland, Virginia, Washington D.C. Code) Stainless steel.

model #
E168

Extra Grease Cups (#11)

model #
331677



grease cups



grease filter

Extra Grease Filters (#12)

20″ x 20″ *(508 x 508mm)*, baffle type.

ALUMINUM model #	STAINLESS STEEL model #
332493	**332494**

Stainless Steel Trim Strips

Seals off ceilings and/or walls

description	model #
on front side of unit	**E161**
on back side of unit	**E162**
on left side of unit	**E163**
on right side of unit	**E164**



Stainless Steel Cleaner & Polish

- Cleans and polishes in one step.
- Does not streak or leave fingerprints.
- Leaves a protective invisible coating.

weight oz.	kg	model #
15	0.4	**004026**

100 Industrial Boulevard, Clayton, DE 19938-8903 U.S.A.
Phone: 800-441-8440 or 302-653-3000. Fax: 302-653-2065
http://www.eaglegrp.com

EAGLE GROUP
Profit from the Eagle Advantage®

SPEC AIR® Ventilation Hood Accessories

see spec sheet **EG55.05**

Note: To order the following ventilation hood accessories or options, include quantity and model number of each desired accessory or option with the model number of the ventilation hood ordered. **Example: an "HEB96-48" hood (page 332)**, when accompanied with **"E161,"** indicates a hood with optional stainless steel trim strip on the front.

Extra Bullet Lights (#1) - Vapor proof.

model #
E170



bullet light

3″ *(76mm)* Air Space on sides (#2)

For vent hoods placed in corners or near neighboring walls.

description	model #
on front side of unit	E150
on left side of unit	E151
on right side of unit	E152

Insulated Back (#3) - Reduces condensation

description	model #
on front side of unit	E153
on back side of unit	E154
on left side of unit	E155
on right side of unit	E156

Stainless Steel Furring Channel (#4)

Used primarily for display signs, menus etc.

description	model #
on front side of unit	E157
on back side of unit	E158
on left side of unit	E159
on right side of unit	E160

Enclosure Panels (#5)

24″ *(610mm)* height. Seals off ceilings and/or walls. Includes trim strips.

model #
E174

Additional Collars (#6)

description	model #
extra exhaust collar	E165
extra supply collar	E166

Additional Supply Fire Damper (#7) — Fusible link

model #
E167

Light Switch (#8)

Flush Mounted. 115 VAC. Field wiring required.

model #
E169

Insulated Make-Up Air Plenum (#9) - Reduces condensation

model #
E175

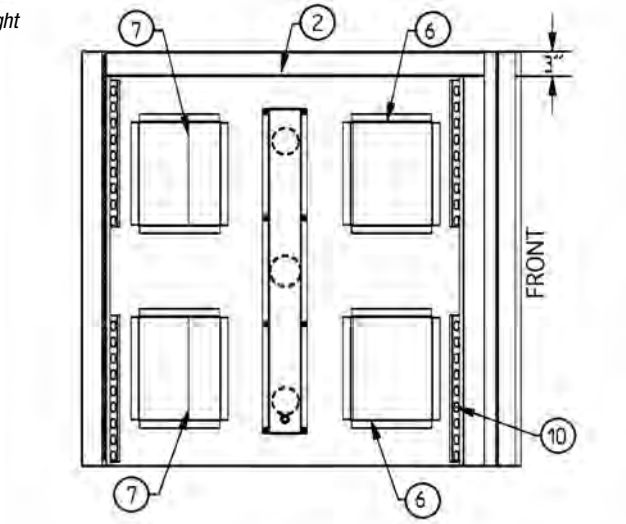

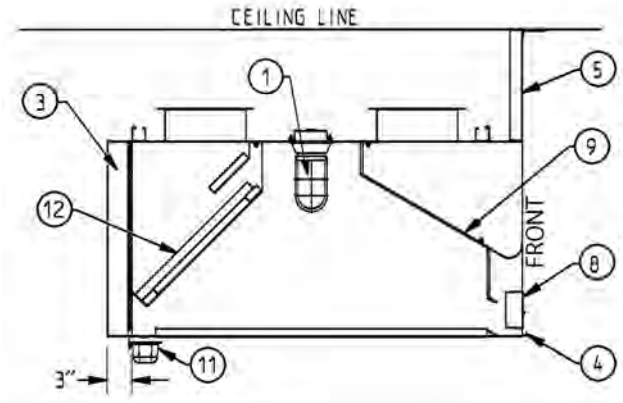

Additional Mounting Channel (#10)

1⅝″ *(41mm)* square. 12 gauge galvanized steel. Single strut. Slotted.

model #
361269

NOTES

100 Industrial Boulevard, Clayton, DE 19938-8903 U.S.A.
Phone: 800-441-8440 or 302-653-3000. Fax: 302-653-2065
http://www.eaglegrp.com

EAGLE GROUP
Profit from the Eagle Advantage®

PANCO® Transport Systems

Accessories/Components

Cart Covers 338
Casters 354
Pan Stops 354
Perimeter Bumpers 354
Rotary Bumpers....354
Universal Angle Racks 354
Vertical Bumpers....354

Carts

Banquet....350
Mobile Platform....353
Open Bus Box 350

Dolly

Bun Pan 351
Glass Rack 352
Pan Truck 352

LIFETIME Series Racks

Bun Pan 355
Dunnage 355
Enclosed Pan....357
Stepped-Angle....357
Universal Pan 356
Universal Roll-In 356

Pans

Aluminum Sheet 353
NSF Sheet....353

Racks

18 Series Deluxe 338
18 Series Working Height 339
26 Series....339
All-Welded Pan 340
Aluminum Dunnage....351
Aluminum with Side Panels....341
Can 346
Carrier....340
Combination 342
Compartment 342
Donut 349
Drip....352
Multiple Purpose 343
Nesting Dunnage....351
Open Lug 349
Oval Tray....344
Oven 346
Pizza Dough Box 348
Pizza Pan 348
Platter 347
Roll-In Refrigerator 345
Stainless Steel....341
Universal Angle 343
Wire Pan 347
"Z" Type Nesting....345

Transport Holding Cabinets

Heated Cabinets....359-360
Heated/Proofing Cabinets....361-362

Slides 365

Cook & Hold Cabinets 365

A simple solution to a frustrating situation…

"HOW CAN WE GET ALL THIS FROM HERE TO THERE?"



PANCO® Transport Racks succeed in pairing efficiency with durability. Developed in conjunction with the needs of the customer, the following features make PANCO® mobile open utility racks the choice of the foodservice industry.

- Designed with the end user in mind to endure the test of time. All PANCO® racks are constructed of stainless steel or high-strength extruded aluminum sections.
- Units roll, glide and maneuver easily with non-marking NSF® approved swivel casters.
- Rack slides are designed to fit most popular tray sizes and are configured to accommodate a variety of products.
- Available in several widths and heights, PANCO® provides the perfect size open transport rack to fit your needs.
- While all transport units can also be used as storage areas, there are workstation and refrigerator roll-in models as well.



18 Series Deluxe Racks (NSF)

see spec sheet EG60.00A





FEATURES:

- For 18″ x 26″ *(457 x 660mm)* pans.
- Narrow opening.
- 5″ *(127mm)* casters.
- Front-to-back and side-to-side crossbracing.
- 1″ *(25mm)* square tubing.
- Aluminum models shipped knocked down.
- Stainless steel models assembled.
- Dimensions shown include caster hub.
- Add 2¾″ *(70mm)* to dimensions for caster trail.

Note: Accessories available include casters with locking brakes, rotary donut bumpers, vertical bumpers, and pan stops. See page 354.

Optional Perimeter Bumper

Factory welded assembly is required on aluminum knocked-down units specified with perimeter bumpers.

description	weight lbs.	weight kg	accessory model #
full perimeter bumper	4	1.8	D

(•) MTS *(made to stock)* / ( ) MTO *(made to order)*

Aluminum

overall dimensions sliding width x depth x height in.	overall dimensions sliding width x depth x height mm	space in.	space mm	pan capacity	weight lbs.	weight kg	cu ft	model #
21″ x 26½″ x 64¼″	533 x 673 x 1632	5″	127	11	29	13.2	4	**OUR-1811-5** •
21″ x 26½″ x 64¼″	533 x 673 x 1632	3″	76	18	36	16.3	4	**OUR-1818-3** •
21″ x 26½″ x 69¼″	533 x 673 x 1759	3″	76	20	37	16.8	4	**OUR-1820-3** •
21″ x 26½″ x 69¼″	533 x 673 x 1759	2¼″	57	24	42	19.1	4	**OUR-1824-2** •

Optional Factory Assembly for Aluminum Units

Otherwise shipped knocked down.

accessory model #
L

Stainless steel

overall dimensions sliding width x depth x height in.	overall dimensions sliding width x depth x height mm	space in.	space mm	pan capacity	weight lbs.	weight kg	cu ft	model #
20½″ x 28″ x 66½″	521 x 711 x 1689	5″	127	11	105	47.6	27	**OUR-1811-5-SR**
20½″ x 28″ x 66½″	521 x 711 x 1689	3″	76	18	122	55.3	27	**OUR-1818-3-SR**
20½″ x 28″ x 72⅛″	521 x 711 x 1832	3″	76	20	127	57.6	27	**OUR-1820-3-SR**
20½″ x 28″ x 66½″	521 x 711 x 1689	2¼″	57	24	137	62.1	27	**OUR-1824-2-SR**

Optional Cart Covers for 18 Series Racks

- Covers are fire, mildew, and rot resistant.
- Easy to clean, waterproof, and feature dual zippers.
- Available in white PVC laminate or transparent.
- White laminate features a clear window on one narrow side.

width x depth x height in.	width x depth x height mm	fits units	WHITE model #	TRANSPARENT model #
24″ x 30″ x 61½″	610 x 762 x 1562	OUR-1811-5 OUR-1818-3 OUR-1824-2	**P2RCW-3**	**P2RC-3**
24″ x 30″ x 69″	610 x 762 x 1753	OUR-1820-3	**P2RCW-4**	**P2RC-4**



rack with optional transparent cart cover



rack with optional white cart cover

100 Industrial Boulevard, Clayton, DE 19938-8903 U.S.A.
Phone: 800-441-8440 or 302-653-3000. Fax: 302-653-2065
http://www.eaglegrp.com

EAGLE GROUP
Profit from the Eagle Advantage®

18 Series Working Height Rack (NSF)

see spec sheet EG60.00B



Optional Factory Assembly for Aluminum Units

Otherwise shipped knocked down.

accessory model #
L

FEATURES:

- For 18″ x 26″ *(457 x 660mm)* pans.
- Top pan guides.
- Outrigger pan mount.
- 5″ *(127mm)* swivel casters.
- Aluminum models shipped knocked down.
- Stainless steel models assembled.
- Dimensions shown include caster hub.
- Add 2¾″ *(70mm)* to dimensions for caster trail.

Note: Accessories available include casters with locking brakes, rotary donut bumpers, vertical bumpers, and pan stops. See page 354.

Optional Tops for Working Height Rack

description	weight lbs.	weight kg	model #
hardwood for OUR-1807-3	30	13.6	**606376**
poly top for OUR-1807-3	25	11.3	**606377**
stainless steel top for OUR-1807-3	30	13.6	**606378**

overall dimensions width x depth x height in.	mm	sliding space in.	mm	pan capacity	weight lbs.	kg	ALUMINUM cu ft	ALUMINUM model #	STAINLESS STEEL cu ft	STAINLESS STEEL model #
22″ x 28⅜″ x 35″	559 x 721 x 889	3″	76	9*	50	22.7	3.6	**OUR-1807-3**	12.7	**OUR-1807-3-SR**

* Total pan capacity is 9 when outrigger pan mounts are in use.

26 Series Racks (NSF)

see spec sheet EG60.01





Optional Perimeter Bumper

Factory welded assembly is required on aluminum knocked-down units specified with perimeter bumpers.

description	weight lbs.	weight kg	accessory model #
full perimeter bumper	4	1.8	**D**

FEATURES:

- For 18″ x 26″ *(457 x 660mm)* sheet pans.
- Aluminum and stainless steel models available.
- Wide opening.
- 5″ *(127mm)* casters.
- Front-to-back/side-to-side crossbracing.
- Aluminum models shipped knocked down.
- Stainless steel models shipped assembled.
- Dimensions shown include caster hub.
- Add 2¾″ *(70mm)* to dimensions for caster trail.

Note: Accessories available include casters with locking brakes, rotary donut bumpers, vertical bumpers, and pan stops. See page 354.

Aluminum

overall dimensions width x depth x height in.	mm	sliding space in.	mm	pan capacity	weight lbs.	kg	cu ft	model #
28½″ x 19″ x 69″	724 x 483 x 1753	5″	127	11	37	16.8	10	**OUR-2611-5**
28½″ x 20″ x 66⅜″	724 x 508 x 1686	3″	76	18	43	19.5	10	**OUR-2618-3**
28½″ x 20″ x 72″	724 x 508 x 1829	3″	76	20	53	24.0	10	**OUR-2620-3**
28½″ x 20″ x 66⅜″	724 x 508 x 1686	2¼″	57	24	56	25.4	10	**OUR-2624-2**

Optional Factory Assembly for Aluminum Units

Otherwise shipped knocked down.

accessory model #
L

Stainless Steel

overall dimensions width x depth x height in.	mm	sliding space in.	mm	pan capacity	weight lbs.	kg	cu ft	model #
28½″ x 20″ x 66⅜″	724 x 508 x 1686	5″	127	11	112	50.8	27	**OUR-2611-5-SR**
28½″ x 20″ x 66⅜″	724 x 508 x 1686	3″	76	18	129	58.5	27	**OUR-2618-3-SR**
28½″ x 20″ x 72½″	724 x 508 x 1842	3″	76	20	158	71.6	27	**OUR-2620-3-SR**
28½″ x 20″ x 66⅜″	724 x 508 x 1686	2¼″	57	24	161	73.0	27	**OUR-2624-2-SR**

All-Welded Pan Racks (NSF)

see spec sheet EG60.02



#OUR-1830-2/W

FEATURES:

- For 18″ x 26″ *(457 x 660mm)* pans.
- Heavy duty all-welded aluminum construction.
- 5″ *(127mm)* stem casters.
- 1″ *(25mm)* square tubing.
- Side-to-side crossbracing.

Note: Accessories available include casters with locking brakes, rotary donut bumpers, vertical bumpers, perimeter bumper and pan stops. See page 354.

(•) MTS *(made to stock)* / ( ) MTO *(made to order)*

18 Series

description	overall dimensions width x depth x height in.	mm	weight lbs.	kg	cu ft	sliding space in.	mm	full size pan capacity	model #
front load	20½″ x 26″ x 38″	518 x 660 x 965	21	9.5	14.7	3″	76	10	**OUR-1810-3/W** * •
front load	20½″ x 26″ x 69″	518 x 660 x 1753	25	11.3	25.8	5″	127	12	**OUR-1812-5/W**
front load	20½″ x 26″ x 69″	518 x 660 x 1753	36	16.3	21.0	3″	76	20	**OUR-1820-3/W** •
front load	20½″ x 26″ x 69″	518 x 660 x 1753	47	21.3	21.0	2″	51	30	**OUR-1830-2/W** •

26 Series

description	overall dimensions width x depth x height in.	mm	weight lbs.	kg	cu ft	sliding space in.	mm	full size pan capacity	model #
side load	28½″ x 20″ x 72¼″	724 x 457 x 1835	30	13.6	25.2	5″	127	12	**OUR-2612-5/W**
side load	28½″ x 19″ x 69″	724 x 483 x 1753	53	24.0	25.2	3″	76	20	**OUR-2620-3/W**
side load	28½″ x 19″ x 69″	724 x 483 x 1753	59	26.8	25.2	2″	51	30	**OUR-2630-2/W**

* Model #OUR-1810-3/W features stainless steel top. All other models feature open top.

Carrier Racks (NSF)

see spec sheet EG60.05





Optional Perimeter Bumper

Factory welded assembly is required on aluminum knocked-down units specified with perimeter bumpers.

description	weight lbs.	kg	accessory model #
full perimeter bumper	4	1.8	**D**

FEATURES:

- For 20″ x 20″ *(508 x 508mm)* utensil/glass racks.
- 5″ *(127mm)* swivel casters.
- Aluminum and stainless steel models available.
- Aluminum models shipped knocked down.
- Stainless steel models shipped assembled.
- Dimensions shown include caster hub.
- Add 2¾″ *(70mm)* to dimensions for caster trail.

Note: Accessories available include casters with locking brakes, rotary donut bumpers, vertical bumpers, and pan stops. See page 354.

Aluminum

overall dimensions width x depth x height in.	mm	sliding space in.	mm	pan capacity	weight lbs.	kg	cu ft	model #
22″ x 20½″ x 69″	559 x 521 x 1753	10″	254	6	44	20.0	12	**OUR-2006-9A**
22″ x 20½″ x 65″	559 x 521 x 1651	7″	178	8	45	20.4	12	**OUR-2008-6A**

Optional Factory Assembly for Aluminum Units

Otherwise shipped knocked down.

accessory model #
L

Stainless Steel

overall dimensions width x depth x height in.	mm	sliding space in.	mm	pan capacity	weight lbs.	kg	cu ft	model #
22¾″ x 22½″ x 65¾″	578 x 572 x 1670	9″	254	6	102	46.3	22	**OUR-2006-9SR**
22¾″ x 22½″ x 64¼″	578 x 572 x 1629	6½″	178	8	102	46.3	22	**OUR-2008-6SR**

100 Industrial Boulevard, Clayton, DE 19938-8903 U.S.A.
Phone: 800-441-8440 or 302-653-3000. Fax: 302-653-2065
http://www.eaglegrp.com

EAGLE GROUP
Profit from the Eagle Advantage®

Stainless Steel Racks (NSF)

see spec sheet **EG60.03**



FEATURES:

- For 12″ x 20″ *(305 x 508mm)* pans.
- Stainless steel models only.
- 5″ *(127mm)* swivel casters.
- Stainless steel channel tray slides.
- Shipped assembled.
- Dimensions shown include caster hub.
- Add 2¾″ *(70mm)* to dimensions for caster trail.

Note: Accessories available include casters with locking brakes, rotary donut bumpers, vertical bumpers, perimeter bumper and pan stops. See page 354.

description	overall dimensions width x depth x height in.	mm	weight lbs.	kg	cu ft	sliding space in.	mm	full size pan capacity	model #
single width	16⅛″ x 22¾″ x 64½″	410 x 578 x 1638	127	57.6	15	3″	76	18	**OUR-1218-3-SR**
double width	31½″ x 22¾″ x 64⅞″	800 x 578 x 1648	250	113.4	27	3″	76	36	**OUR-1236-3-SR**

Aluminum Racks with Side Panels (NSF)

see spec sheet **EG60.07**



#ORO-1840:

- Shipped knocked down.
- 5″ *(127mm)* swivel casters.

Note: Accessories available for this model include casters with locking brakes. See page 354.

#OR-1840:

- Shipped assembled
- Solid top and bottom.
- 5″ *(127mm)* swivel casters.

Note: Accessories available for this model include casters with locking brakes. See page 354.

overall dimensions width x depth x height in.	mm	description	weight lbs.	kg	cubic feet	sliding space in.	mm	18″ x 26″ tray capacity	model #
20¾″ x 28″ x 70⅜″	527 x 711 x 1788	standard	68	30.8	15.0	1½″	38	40	**ORO-1840**
20⅞″ x 28″ x 70⅜″	530 x 711 x 1788	heavy duty	88	39.9	25.1	1½″	38	40	**OR-1840**

Combination Racks (NSF)

see spec sheet **EG60.04**



FEATURES:

- For 12″ x 20″ *(305 x 508mm)* pans, 18″ x 26″ *(457 x 660mm)* sheet pans or 14″ x 18″ *(356 x 457mm)* trays.
- Aluminum models only.
- 5″ *(127mm)* swivel casters.
- Shipped assembled.
- Dimensions shown include caster hub.
- Add 2¾″ *(70mm)* to dimensions for caster trail.

Note: Accessories available include casters with locking brakes, rotary donut bumpers, perimeter bumper, vertical bumpers, and pan stops. See page 354.

overall dimensions width x depth x height in.	mm	weight lbs.	kg	cu ft	sliding space in.	mm	pan/tray capacity 12″ x 20″ pan	18″ x 26″ tray	14″ x 18″ tray	model #
20½″ x 29½″ x 66⅞″	521 x 749 x 1699	75	34.0	27	5″	127	11	11	22	**OUR-1211-5**
20½″ x 29½″ x 66½″	521 x 749 x 1689	75	34.0	27	3″	76	18	18	36	**OUR-1220-3**

Compartment Racks (NSF)

see spec sheets **EG60.06A** **EG60.06B**



double-compartment rack



four-compartment rack

Note: Accessories available include casters with locking brakes, rotary donut bumpers, perimeter bumper, vertical bumpers, and pan stops for double racks. See page 354.

DOUBLE FEATURES:

- For 18″ x 26″ *(457 x 660mm)* sheet pans.
- 5″ *(127mm)* swivel casters.
- Aluminum and stainless steel models available.
- All models shipped assembled.
- Dimensions shown include caster hub.
- Add 2¾″ *(70mm)* to dimensions for caster trail.

FOUR FEATURES:

- For 10″ x 14″ *(254 x 356mm)* trays or 14″ x 18″ *(356 x 457mm)* trays.
- 5″ *(127mm)* swivel casters.
- Aluminum models only.
- Shipped assembled with center tray stop.
- Dimensions shown include caster hub.
- Add 2¾″ *(70mm)* to dimensions for caster trail.

Double-Compartment Tray Racks

overall dimensions width x depth x height in.	mm	cu ft	sliding space in.	mm	pan capacity	ALUMINUM weight lbs.	kg	model #	STAINLESS STEEL weight lbs.	kg	model #
40″ x 28″ x 66½″	1016 x 711 x 1689	45	5″	127	22	135	61.2	**OUR-1822-5**	270	122.5	**OUR-1822-5-SR**
40″ x 28″ x 66½″	1016 x 711 x 1689	45	3″	76	36	150	68.0	**OUR-1836-3**	300	136.1	**OUR-1836-3-SR**
40″ x 28″ x 66½″	1016 x 711 x 1689	45	2¼″	57	48	176	79.8	**OUR-1848-2**	350	158.8	**OUR-1848-2-SR**

Four-Compartment Tray Racks

overall dimensions width x depth x height in.	mm	weight lbs.	kg	cubic feet	sliding space in.	mm	tray capacity tray size	quantity	model #
40″ x 30″ x 69¾″	1016 x 762 x 1772	154	69.9	51	4½″	114	14″ x 18″	52	**OUR-1452-4**
32″ x 22″ x 69¾″	813 x 559 x 1772	100	45.4	34	4½″	114	10″ x 14″	52	**OUR-1052-4-A**
34¾″ x 24½″ x 68⅝″	883 x 622 x 1743	100	45.4	35	4½″	114	10″ x 14¾″	52	**OUR-1052-4-B**

100 Industrial Boulevard, Clayton, DE 19938-8903 U.S.A.
Phone: 800-441-8440 or 302-653-3000. Fax: 302-653-2065
http://www.eaglegrp.com

EAGLE GROUP
Profit from the Eagle Advantage®

Multiple Purpose Racks

see spec sheet **EG60.10**



FEATURES:

- Adjustable universal slides accommodate almost any popular size tray or pan *(see chart)*.
- 5″ *(127mm)* swivel casters.
- Slides adjustable in increments of 2½″ *(64mm)*.
- Channel base.
- Aluminum models only.
- Shipped assembled.

Note: Accessories available include casters with locking brakes, pan stops, and rotary bumpers. See page 354.

overall dimensions width x depth x height in.	mm	weight lbs.	kg	cubic feet	universal slides supplied	model #
25⅜″ x 28″ x 69⅜″	640 x 711 x 1762	71	32.2	30	10 sets	**MPR-10**
25⅜″ x 28″ x 69⅜″	640 x 711 x 1762	81	36.7	30	12 sets	**MPR-12**

Pan/Tray Sizes for Multiple Purpose Rack

width x depth in.	mm	width x depth in.	mm	width x depth in.	mm
10⅞″ x 19¾″	276 x 502	14″ x 18″	356 x 457	20″ x 22″	508 x 559
11⅞″ x 20″	302 x 508	15″ x 20″	381 x 508	18″ x 13″	457 x 330
12″ x 20″	305 x 508	20″ x 20″	508 x 508	18″ x 26″	457 x 660
12″ x 18″	305 x 457	22½″ x 20½″	571 x 521		

Universal Angle Racks

see spec sheet **EG60.12**



FEATURES:

- Each set of universal slides holds two 12″ x 20″ *(305 x 508mm)* pans, plus one 18″ x 26″ *(457 x 660mm)* sheet pan, one 15″ x 20″ *(381 x 508mm)* tray or one 20″ x 20″ *(305 x 305mm)* rack.
- Adjustable universal slides, solid top, solid bottom, and 5″ *(127mm)* swivel plate casters.
- Aluminum and stainless steel models available.
- Shipped assembled.

Note: Accessories available include casters with locking brakes, perimeter bumper, pan stops, and extra universal angle slides. See page 354.

overall dimensions width x depth x height in.	mm	cu ft	sliding space in.	mm	number of slides	ALUMINUM weight lbs.	kg	model #	STAINLESS STEEL* weight lbs.	kg	model #
23½″ x 26″ x 64⅜″	597 x 660 x 1635	23	2½″	64	11	127	57.6	**UAR-64-A**	140	63.5	**UAR-64-SR**
23½″ x 26″ x 69⅜″	597 x 660 x 1762	24	2½″	64	13	135	61.2	**UAR-70-A**	147	66.7	**UAR-70-SR**

*All stainless steel units are supplied with standard extruded aluminum universal slides.

Oval Tray Racks - Vertical (NSF)

see spec sheet **EG60.09A**



FEATURES:

- For 23″ x 28″ *(584 x 711mm)* oval trays.
- 5″ *(127mm)* swivel casters.
- Dimensions shown include caster hub.
- Add 2¾″ *(70mm)* to depth for caster trail.
- Bottom panel sloped toward center.
- Single-tier and double-tier models available.
- Aluminum and stainless steel.
- All units shipped assembled.

Note: Accessories available include casters with locking brakes, rotary donut bumpers, and vertical bumpers. See page 354.

overall dimensions width x depth x height in.	mm	cu ft	tray capacity	ALUMINUM weight lbs.	kg	model #	STAINLESS STEEL weight lbs.	kg	model #
26¼″ x 31¼″ x 38½″	667 x 794 x 978	20	40	60	27.2	**OTS-128-A**	100	45.4	**OTS-128-SR**
26¼″ x 31¼″ x 66″	667 x 794 x 1676	33	80	110	49.9	**OTS-228-A** *	150	68.0	**OTS-228-SR** *

* Double-tier models

Oval Tray Racks - Horizontal (NSF)

see spec sheet **EG60.09B**



FEATURES:

- For 23″ x 28″ *(584 x 711mm)* oval trays.
- 5″ *(127mm)* swivel casters.
- Dimensions shown include caster hub.
- Add 2¾″ *(70mm)* to depth for caster trail.
- Vertical tubing to prevent trays from extending out.
- All-welded aluminum models only.

Note: Accessories available include casters with locking brakes, rotary donut bumpers, perimeter bumper, vertical bumpers, and pan stops. See page 354.

(•) MTS *(made to stock)* / ( ) MTO *(made to order)*

overall dimensions width x depth x height in.	mm	weight lbs.	kg	cubic feet	sliding space in.	mm	tray capacity	model #
26″ x 30″ x 69″	660 x 762 x 1753	28	12.7	34.6	6″	152	10	**OTR-2810-A/W** •
27″ x 29½″ x 72⅛″	686 x 749 x 1832	35	15.9	34.6	3″	76	20	**OTR-2820-A/W**

Just a quick note...

GET FREE DOWNLOADS

• Spec Sheet • Product Instructions • Special Flyers • Brochures •

www.eaglegrp.com

100 Industrial Boulevard, Clayton, DE 19938-8903 U.S.A.
Phone: 800-441-8440 or 302-653-3000. Fax: 302-653-2065
http://www.eaglegrp.com

EAGLE GROUP
Profit from the Eagle Advantage®

Roll-In Refrigerator Racks NSF

see spec sheets EG60.13A EG60.13B



FEATURES:

- Models UARR employ universal slides.
- Units fit specifications of most major refrigerator manufacturers, including Hobart, Traulsen, Victory, True, and Continental.
- Dolly frame with recessed plate casters.
- Aluminum and stainless steel models available.
- Shipped assembled.

Note: Accessories available include casters with locking brakes and pan stops. See page 354.

Aluminum

overall dimensions width x depth x height in.	mm	weight lbs.	kg	cu ft	sliding space in.	mm	tray sizes in.	mm	tray capacity	model #
20½″ x 26″ x 64″	521 x 660 x 1626	62	28.1	20	2¼″	57	18″ x 26″	457 x 660	24	**OURR-1824-2-A**
20½″ x 26″ x 64″	521 x 660 x 1626	52	23.6	20	3″	76	18″ x 26″	457 x 660	18	**OURR-1818-3-A**
20½″ x 26″ x 64″	521 x 660 x 1626	42	19.1	20	5″	127	18″ x 26″	457 x 660	11	**OURR-1811-5-A**
23″ x 26″ x 64″	584 x 660 x 1626	62	28.1	20	3″	76	12″ x 20″	305 x 508	36*	**OURR-2036-3-A**
24½″ x 26″ x 64″	622 x 660 x 1626	86	40.4	23	1½″	38	UAS**		**	**UARR-64-A**

* Two 12″ x 20″ *(305 x 508mm)* trays per set of tray slides.

** Model #UARR-64-A comes with 12 "stepped angle" Universal Angle Slides. Each set holds two 12″ x 20″ *(305 x 508mm)* pans, one 18″ x 26″ *(457 x 660mm)* tray, plus one 15″ x 20″ *(381 x 508mm)* tray or one 20″ x 20″ *(305 x 305mm)* rack.

Stainless Steel

overall dimensions width x depth x height in.	mm	weight lbs.	kg	cu ft	sliding space in.	mm	tray sizes in.	mm	tray capacity	model #
20½″ x 26″ x 63⅜″	521 x 660 x 1610	187	84.8	20	2¼″	57	18″ x 26″	457 x 660	24	**OURR-1824-2-SR**
20½″ x 26″ x 63⅜″	521 x 660 x 1610	151	68.5	20	3″	76	18″ x 26″	457 x 660	18	**OURR-1818-3-SR**
20½″ x 26″ x 63⅜″	521 x 660 x 1610	121	54.9	20	5″	127	18″ x 26″	457 x 660	11	**OURR-1811-5-SR**
23″ x 26″ x 64″	584 x 660 x 1626	154	69.9	20	3″	76	12″ x 20″	305 x 508	36*	**OURR-2036-3-SR**
23½″ x 26″ x 64″	597 x 660 x 1626	160	72.6	23	2½″	64	UAS**		**	**UARR-64-SR**

* Two 12″ x 20″ *(305 x 508mm)* trays per set of tray slides.

** Model UARR-64-SR comes with 11 standard extruded aluminum Universal Angle Slides. Each set holds two 12″ x 20″ *(305 x 508mm)* pans, one 18″ x 26″ *(457 x 660mm)* tray, plus one 15″ x 20″ *(381 x 508mm)* tray or one 20″ x 20″ *(305 x 305mm)* rack.

"Z" Type Nesting Racks NSF

see spec sheet EG60.29



WEIGHT CAPACITY:

- 1200 lbs. *(544.3 kg)* max per unit.
- 60 lbs. *(27.2 kg)* max per slide

FEATURES:

- For 18″ x 26″ *(457 x 660mm)* pans.
- All-welded aluminum construction.
- 5″ *(127mm)* plate casters.

Note: Accessories available include casters with locking brakes and vertical bumpers. See page 354.

When not in use, these racks take up less square footage than standard racks do by "nesting" inside each other.

overall dimensions width x depth x height in.	mm	weight lbs.	kg	cubic feet	sliding space in.	mm	pan capacity	model #
20½″ x 26″ x 69½″	521 x 660 x 1765	69	31.3	22	3″	76	20	**OUR-1820-3-N**
20½″ x 26″ x 69½″	521 x 660 x 1765	83	37.7	22	2″	51	30	**OUR-1830-2-N**

Can Racks (NSF)

see spec sheets **EG60.15A** **EG60.15B**





FEATURES:

- All racks constructed of high strength extruded aluminum sections.
- All welded construction.
- Full size mobile unit features 6″ *(152mm)* plate casters: two swivel with brake and two rigid.
- Half size units feature 5″ *(127mm)* plate casters: two swivel with brake and two rigid.

Note: Accessories available include casters with locking brakes, perimeter bumper, and vertical bumpers. See page 354.

(•) MTS *(made to stock)* / ( ) MTO *(made to order)*

description	type of top	overall dimensions width x depth x height in.	mm	weight lbs.	kg	cu ft	sliding space in.	mm	can capacity #10	#5	model #
full size, stationary	open top	25″ x 35″ x 71″	635 x 889 x 1803	86	39.0	39.0	7½″	191	162	216	**FCR-10-9A •**
full size, mobile	open top	25½″ x 35″ x 78¼″	648 x 889 x 1988	125	56.7	39.0	7½″	191	162	216	**OCR-10-9A •**
half size, mobile	aluminum	25″ x 35″ x 35″	635 x 889 x 889	57	25.9	23.1	7½″	191	54	72	**OCR-10-3A**
half size, mobile	aluminum	25″ x 35″ x 41″	635 x 889 x 1041	62	28.1	26.7	7½″	191	72	96	**OCR-10-4A**
half size, mobile	poly	25½″ x 35⅛″ x 35″	648 x 892 x 889	51	23.1	23.1	7½″	191	54	72	**OCR-10-3AP**
half size, mobile	poly	25½″ x 35⅛″ x 41″	648 x 892 x 1041	62	28.1	26.7	7½″	191	72	96	**OCR-10-4AP**

Oven Racks

see spec sheet **EG60.16**



FEATURES:

- For 18″ x 26″ *(457 x 660mm)* pans.
- Aluminum.
- Heavy duty welded construction.
- 4″ *(102mm)* oven plate casters.
- 1″ *(25mm)* square tubing.
- Side-to-side crossbracing.

Note: Accessories available include oven plate casters with brake *(rated up to 475°F)* and pan stop. See page 354.

Optional Accessories for Oven Racks

description	model #
track pin	**consult factory**

description	overall dimensions width x depth x height in.	mm	weight lbs.	kg	cu ft	sliding space in.	mm	pan capacity	model #
front load	20½″ x 26″ x 69″	521 x 660 x 1753	28	12.7	25.6	6″	152	10	**ORF-1810-6**
front load	20½″ x 26″ x 69″	521 x 660 x 1753	29	13.2	25.6	5″	127	12	**ORF-1812-5**
front load	20½″ x 26″ x 69″	521 x 660 x 1753	31	14.1	25.6	4″	102	15	**ORF-1815-4**
front load	20½″ x 26″ x 69″	521 x 660 x 1753	33	15.0	25.6	3″	76	20	**ORF-1820-3**
front load	20½″ x 26″ x 69″	521 x 660 x 1753	41	18.6	25.6	2″	51	30	**ORF-1830-2**
side load	19″ x 28½″ x 69″	483 x 724 x 1753	28	12.7	24.9	6″	152	10	**ORS-2610-6**
side load	19″ x 28½″ x 69″	483 x 724 x 1753	29	13.2	24.9	5″	127	12	**ORS-2612-5**
side load	19″ x 28½″ x 69″	483 x 724 x 1753	31	14.1	24.9	4″	102	15	**ORS-2615-4**
side load	19″ x 28½″ x 69″	483 x 724 x 1753	33	15.0	24.9	3″	76	20	**ORS-2620-3**
side load	19″ x 28½″ x 69″	483 x 724 x 1753	37	16.8	24.9	2″	51	30	**ORS-2630-2**

100 Industrial Boulevard, Clayton, DE 19938-8903 U.S.A.
Phone: 800-441-8440 or 302-653-3000. Fax: 302-653-2065
http://www.eaglegrp.com

EAGLE GROUP
Profit from the Eagle Advantage®

Platter Racks (NSF)

see spec sheet EG60.14



FEATURES:

- Rack slides are designed to hold either 10½″ or 12½″ *(267 or 318mm)* plastic platters.
- All racks are all welded aluminum construction.
- 5″ *(127mm)* casters.
- Add 2¾″ *(70mm)* to dimensions for caster trail.

Note: Accessories available include casters with locking brakes, vertical bumpers, and pan stops. See page 354.

description	overall rack dimensions width x depth x height in.	mm	weight lbs.	kg	cu ft	sliding space in.	mm	platter size in.	mm	platter cap.	model #
half size	13⅜″ x 30″ x 38¾″	352 x 762 x 984	18	8.2	11.9	6″	152	10½″	267	5	**OPL-10-5A**
half size	13⅜″ x 30″ x 38¾″	352 x 762 x 984	18	8.2	11.9	5″	127	10½″	267	6	**OPL-10-6A**
full size	13⅜″ x 30″ x 69¼″	352 x 762 x 1759	26	11.8	20.8	6″	152	10½″	267	10	**OPL-10-10A**
full size	13⅜″ x 30″ x 69¼″	352 x 762 x 1759	27	12.2	20.8	5″	127	10½″	267	12	**OPL-10-12A**
half size	15⅞″ x 30″ x 38¾″	403 x 762 x 984	19	8.6	11.9	6″	152	12½″	318	5	**OPL-12-5A**
half size	15⅞″ x 30″ x 38¾″	403 x 762 x 984	19	8.6	11.9	5″	127	12½″	318	6	**OPL-12-6A**
full size	15⅞″ x 30″ x 69¼″	403 x 762 x 1759	28	12.7	20.8	6″	152	12½″	318	10	**OPL-12-10A**
full size	15⅞″ x 30″ x 69¼″	403 x 762 x 1759	28	12.7	20.8	5″	127	12½″	318	12	**OPL-12-12A**

Plastic Pans and Platters for Platter Racks

description	width x depth x height in.	mm	model #
white display pan	18″ x 26″ x 1⅛″	457 x 660 x 29	**DP1826-W**
platter	12½″ x 24″ x ¾″	318 x 610 x 19	**PL1224**
platter	12½″ x 30″ x ¾″	318 x 762 x 19	**PL1230**
platter	10½″ x 30″ x ¾″	267 x 762 x 19	**PL1030**



display pan



platter

Wire Pan Racks (NSF)

see spec sheet EG60.17



FEATURES:

- All welded aluminum square frame construction.
- Front load and side load models offered.
- Nickel chrome-plated steel wire racks.
- 5″ *(127mm)* casters.

Note: Accessories available include casters with locking brakes, rotary bumpers, perimeter bumper, vertical bumpers, and pan stop. See page 354.

description	overall dimensions width x depth x height in.	mm	weight lbs.	kg	cu ft	sliding space in.	mm	pan capacity	model #
front load	20½″ x 28″ x 69″	521 x 711 x 1753	64	29.0	26.9	1½″	38	36	**WPR-FL-36**
side load	20″ x 28½″ x 69″	508 x 724 x 1753	64	29.0	26.6	1½″	38	36	**WPR-SL-36**

Pizza Pan Racks (NSF)

see spec sheet **EG60.18A**



pizza pan rack (adjustable)



pizza pan rack (all-welded)

FEATURES:

- All aluminum construction.
- Adjustable and all-welded models available.
- Both models feature 5″ *(127mm)* casters.
- Holds round and square pans.
- Adjustable model features adjustable pan opening for 10″ to 16″ *(254 to 406mm)* pans. Knock-down construction.
- All-welded model features solid aluminum top and slides that accommodate nominal 16″ to 20″ *(406 to 508mm)* wide pans.

Note: Accessories available for both the pizza rack and pizza dough box rack below include casters with locking brakes, rotary bumpers, perimeter bumper, vertical bumpers, and pan stop. See page 354.

description	overall dimensions width x depth x height in.	mm	weight lbs.	kg	cu ft	sliding space in.	mm	pan capacity	model #
adjustable	adj. x 13⅜″ x 34¾″	adj. x 340 x 883	37	16.8	2.0	2″	51	13	**OUR-PZA-12A**
all-welded	22″ x 20″ x 33¾″	559 x 508 x 857	37	16.8	10.9	2″	51	12	**OUR-PZ-12A**

Pizza Dough Box Rack (NSF)

see spec sheet **EG60.18B**



FEATURES:

- For 18″ x 26″ *(457 x 660mm)* pizza dough boxes.
- Solid aluminum top.
- All welded aluminum frame construction.
- 5″ *(127mm)* casters.
- Holds pizza dough boxes.

overall dimensions width x depth x height in.	mm	weight lbs.	kg	cubic feet	sliding space in.	mm	box capacity	model #
21″ x 26¾″ x 35″	533 x 680 x 889	29	13.2	11.4	3¾″	95	7	**OUR-DB-7A**

Pizza Dough Box

Made of durable thermoplastic. Stackable design.

description	width x depth x height in.	mm	weight/dz. lbs.	kg	cu ft	model #
pizza dough box	17¾″ x 25¾″ x 3″	451 x 654 x 76	46	20.9	1.2	**A208506**
cover	17¾″ x 25¾″	451 x 654	14	6.4	0.6	**A208513**

100 Industrial Boulevard, Clayton, DE 19938-8903 U.S.A.
Phone: 800-441-8440 or 302-653-3000. Fax: 302-653-2065
http://www.eaglegrp.com

EAGLE GROUP
Profit from the Eagle Advantage®

Donut Rack (NSF)

see spec sheet **EG60.22**



FEATURES:

- For 23″ x 23″ *(584 x 584mm)* donut screens.
- Heavy duty, all aluminum welded construction.
- Six crossbraces.
- 1″ *(25mm)* square tubing,
- 5″ *(127mm)* heavy duty plate casters.
- Add 2¾″ *(70mm)* to dimensions for caster trail.

Note: Accessories available include casters with locking brakes, perimeter bumper, vertical bumpers, and pan stop. See page 354.

overall rack dimensions width x depth x height in.	mm	weight lbs.	kg	cubic feet	sliding space in.	mm	23″ x 23″ (584 x 584mm) donut screen cap.	model #
25⅜″ x 26″ x 69¾″	645 x 660 x 1772	30	13.6	28.1	3″	76	20	**ODR-2320-3**

Open Lug Racks (NSF)

see spec sheet **EG60.19**



FEATURES:

- For 15½″ x 26½″ x 8″ *(394 x 673 x 203mm),* maximum 10″ deep, nesting lug bins.
- All welded aluminum construction.
- 5″ *(127mm)* heavy duty casters.
- Add 2¾″ *(70mm)* to dimensions for caster trail.

Note: Accessories available include casters with locking brakes, rotary bumpers, perimeter bumper, vertical bumpers, and pan stop. See page 354.

overall rack dimensions width x depth x height in.	mm	weight lbs.	kg	cubic feet	sliding space in.	mm	lug capacity	model #
19½″ x 26¾″ x 70″	495 x 679 x 1778	25	9.0	24.4	10 1⁄16″	272	6	**OLR-6A**
19½″ x 26¾″ x 51″	495 x 679 x 1295	20	7.3	18.6	10 1⁄16″	272	4	**OLR-4A**
19″ x 26″ x 31⅜″	482 x 660 x 797	13	5.8	11.5	10 1⁄16″	272	2	**OLR-2A**
15¾″ x 26″ x 20⅝″	400 x 660 x 524	9	4.1	4.8	n/a	n/a	1	**OLR-1A**

Nesting Lug Bin

width x depth x height in.	mm	model #
15½″ x 26½″ x 8″	394 x 673 x 203	**NL1626**



Open Bus Box Cart (NSF)

see spec sheet **EG60.20**



FEATURES:

- Holds three 21¾″ x 15¾″ x 5″ *(553 x 400 x 127mm)* bus boxes.
- All welded aluminum construction.
- 5″ *(127mm)* heavy duty casters

Note: Accessories available include casters with locking brakes, rotary bumpers, vertical bumpers, and pan stop. See page 354.

overall dimensions width x depth x height		weight		cubic	sliding space		box	
in.	mm	lbs.	kg	feet	in.	mm	capacity	model #
18½″ x 26″ x 36″	470 x 660 x 914	26	11.8	11.6	10″	254	3	**OBC-3A**

Bus Box Tubs

Made of high-density polyethylene.

width x length x depth		
in.	mm	model #
21¾″ x 15¾″ x 5″	553 x 400 x 127	**BBT-5**
21¾″ x 15¾″ x 7″	553 x 400 x 178	**BBT-7**

Banquet Carts (NSF)

see product announcement **EG60.08**



stainless steel banquet cart



aluminum banquet cart

For transporting big loads for banquets, catering, and bussing.

FEATURES:

- Aluminum units feature all-welded aluminum construction.
- Stainless steel units feature all-welded aluminum frame with stainless steel shelves.
- Smooth radius handles and uprights.
- Two handles—one on each end of unit.
- Solid shelves with marine edge.
- Standard perimeter bumper.
- Heavy duty 8″ x 2″ *(203 x 51mm)* platform casters—two swivel, two rigid.

Replacement Casters

Polyolefin hub, polyurethane tread.

	wt. cap.		wheel dia.		wheel face		overall ht.		
type	lbs.	kg	in.	mm	in.	mm	in.	mm	model #
swivel	900	408.2	8″	203	2″	51	9½″	241	**3000261**
rigid	800	362.9	8″	203	2″	51	9½″	241	**3000262**

						ALUMINUM					STAINLESS STEEL				
depth x height		weight		weight capacity		# of	length		shelf spacing			length		shelf spacing		
in.	mm	lbs.	kg	lbs.	kg	shelves	in.	mm	in.	mm	model #	in.	mm	in.	mm	model #
29″ x 66″	737 x 1676	147	66.7	3000	1360.8	5	62″	1575	12″	305	**QM2962-5-A/D**	65½″	1664	10½″	267	**QM2966-5-SR/D**
29″ x 66″	737 x 1676	180	81.6	2500	1134.0	5	75″	1905	12″	305	**QM2975-5-A/D**	76½″	1943	10½″	267	**QM2977-5-SR/D**
29″ x 66″	737 x 1676	135	61.2	2500	1134.0	4	62″	1575	16½″	419	**QM2962-4-A/D**	65½″	1664	14½″	368	**QM2966-4-SR/D**
29″ x 66″	737 x 1676	156	70.8	3000	1360.8	6	62″	1575	9¼″	235	**QM2962-6-A/D**	65½″	1664	8¼″	210	**QM2966-6-SR/D**

100 Industrial Boulevard, Clayton, DE 19938-8903 U.S.A.
Phone: 800-441-8440 or 302-653-3000. Fax: 302-653-2065
http://www.eaglegrp.com

EAGLE GROUP
Profit from the Eagle Advantage®

Aluminum Dunnage Racks NSF

see spec sheet EG01.17

FEATURES:
- 1½″ *(38mm)* square tubing.
- Plastic feet.



(•) MTS *(made to stock)* / ( ) MTO *(made to order)*

	length in.	length mm	weight lbs.	weight kg	cubic feet	weight capacity lbs.	weight capacity kg	number of lats	RACKS WITH 8″ (203mm) HEIGHT model #	RACKS WITH 12″ (305mm) HEIGHT model #
20″ width (508mm)	36″	914	10	4.5	6.8	2000	907	4	WDR203608-A •	WDR203612-A •
	48″	1219	14	6.4	8.9	2000	907	4	WDR204808-A •	WDR204812-A •
	60″	1524	18	8.2	11.0	1500	680	4	WDR206008-A •	WDR206012-A •
24″ width (610mm)	36″	914	12	5.4	8.0	2000	907	5	WDR243608-A •	WDR243612-A •
	48″	1219	16	7.3	10.5	2000	907	5	WDR244808-A •	WDR244812-A •
	60″	1524	20	9.1	13.1	1500	680	5	WDR246008-A •	WDR246012-A •

Nesting Dunnage Racks NSF

see spec sheet EG01.17

FEATURES:
- All-aluminum construction.



2,700 to 3,200 lb. (1225 to 1452 kg) weight capacity.

Racks are stackable, saving space when not in use.

		length in.	length mm	weight lbs.	weight kg	cubic feet	weight capacity lbs.	weight capacity kg	model #
12″ height (305mm)	18″ width (457mm)	24″	610	8	3.6	3.0	3200	1452	NDR182412-A
		36″	914	10	4.5	4.5	3200	1452	NDR183612-A
		48″	1219	12	5.4	6.0	2700	1225	NDR184812-A
	20″ width (508mm)	24″	610	8	3.6	3.4	3200	1452	NDR202412-A
		36″	914	10	4.5	5.1	3200	1452	NDR203612-A
		48″	1219	12	5.4	6.7	2700	1225	NDR204812-A
	24″ width (610mm)	24″	610	9	4.1	4.0	3200	1452	NDR242412-A
		36″	914	11	5.0	6.0	3200	1452	NDR243612-A
		48″	1219	14	6.4	8.0	2700	1225	NDR244812-A

Bun Pan Dolly NSF

see spec sheet EG60.21

FEATURES:
- For use with 18″ x 26″ *(457 or 660mm)* or 18″ x 13″ *(457 or 330mm)* bun pans.
- Heavy duty welded, all-aluminum construction.
- 5″ *(127mm)* plate casters.
- Shipped assembled.

Note: Accessories available include casters with locking brakes. See page 354.



overall dimensions width x depth x height in.	overall dimensions width x depth x height mm	weight lbs.	weight kg	cubic feet	weight capacity lbs.	weight capacity kg	full size pan capacity	model #
18⅛″ x 27″ x 7″	479 x 686 x 178	20	9.0	2.5	800	363	75	BPD-1826-A

Glass Rack Dolly (NSF)

see spec sheet **EG60.21**



#GRD-2020-A

FEATURES:

- For use with 20″ x 20″ *(508 x 508mm)* racks.
- Heavy duty welded all-aluminum construction.
- 5″ *(127mm)* plate casters.
- Shipped assembled.

Note: Accessories available include casters with locking brakes. See page 354.

overall dimensions width x depth x height in.	mm	weight lbs.	kg	weight capacity lbs.	kg	cubic feet	model #
20⅝″ x 20⅝″ x 9¼″	524 x 524 x 235	21	9.5	1200	544	2.4	**GRD-2020-A**
20⅝″ x 22⅜″ x 39″	524 x 568 x 991	25	11.3	1200	544	9.0	**GRDH-2020-A** *

* #GRDH-2020-A comes with push handle.

Pan Truck (NSF)

see spec sheet **EG60.21**



FEATURES:

- For use with 18″ x 26″ *(457 or 660mm)* bun pans.
- Heavy duty all-aluminum construction.
- 1″ *(25mm)* square tubing.
- 5″ *(127mm)* casters.
- Rear pan strap.

Note: Accessories available include casters with locking brakes. See page 354.

overall dimensions width x depth x height in.	mm	weight lbs.	kg	cubic feet	weight capacity lbs.	kg	full size pan capacity	model #
21″ x 27″ x 33½″	534 x 686 x 851	16	7.3	12.3	1000	454	75	**PT-1826-A**

Drip Racks

see spec sheet **EG60.23**

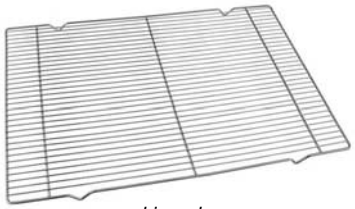

drip rack

FEATURES:

- Designed to fit inside half size and full size PANCO® sheet pans.
- Chrome *(packed 12 per box)*.
- Integral supports hold the mat approximately ⅝″ *(16mm)* off the working surface.

description	width x length x depth in.	mm	weight lbs.	kg	cu ft	chrome model #
half size rack	11⅞″ x 16⅛″ x ¾″	302 x 410 x 19	2	0.9	0.08	**DPRK1216C**
full size rack	16⅜″ x 24¾″ x 1″	416 x 629 x 25	3	1.4	0.23	**DPRK1725C**

100 Industrial Boulevard, Clayton, DE 19938-8903 U.S.A.
Phone: 800-441-8440 or 302-653-3000. Fax: 302-653-2065
http://www.eaglegrp.com

EAGLE GROUP
Profit from the Eagle Advantage®

Mobile Platform Carts (NSF)

see spec sheet EG60.36



FEATURES:

- Heavy duty all-aluminum construction.
- 1½″ x 2¾″ *(38 x 70mm)* square tubing.
- 5″ *(127mm)* casters—two swivel with brake and two rigid.
- Lifetime guarantee against rust and corrosion; 5-year guarantee against workmanship and material defects.

overall dimensions width x depth x height		deck size width x depth		weight capacity		
in.	mm	in.	mm	lbs.	kg	model #
20″ x 37¾″ x 42″	508 x 959 x 1067	20″ x 36″	508 x 914	1200	544.3	**1202**
20″ x 49¾″ x 42″	508 x 1264 x 1067	20″ x 48″	508 x 1219	1200	544.3	**1203**
20″ x 61¾″ x 42″	508 x 1569 x 1067	20″ x 60″	508 x 1524	1200	544.3	**1212**

Aluminum Sheet Pans

see spec sheet EG60.23

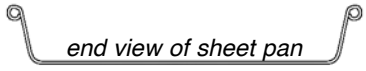



Made from H-24 3003 aluminum alloy, the industry's best, proven to be harder and more durable.

FEATURES:

- All aluminum pans feature a rust-resistant wire bead for rust-free durability and extended use.
- Packed 12 per box.

(•) MTS *(made to stock)* / ( ) MTO *(made to order)*

Solid Sheet Pans 18 gauge.

description	dimensions in.	dimensions mm	weight lbs.	weight kg	model #
solid, half size	17¾″ x 12⅞″	451 x 327	1	0.5	**SP1813-18•**
solid, full size	17¾″ x 25⅝″	451 x 651	3	1.4	**SP1826-18•**

Perforated Sheet Pans 18 gauge.

description	dimensions in.	dimensions mm	weight lbs.	weight kg	model #
perforated, half size	17¾″ x 12⅞″	451 x 327	1	0.5	**PP1813-18•**
perforated, full size	17¾″ x 25⅝″	451 x 651	3	1.4	**PP1826-18•**

Glazed Sheet Pan 18 gauge.

description	dimensions in.	dimensions mm	weight lbs.	weight kg	model #
glazed, full size	17¾″ x 25⅝″	451 x 651	3	1.4	**SP1826-G**

Heavy Duty 16 Gauge Sheet Pan

description	dimensions in.	dimensions mm	weight lbs.	weight kg	model #
solid, full size	17¾″ x 25⅝″	451 x 651	3	1.4	**SP1826-16**

NSF Sheet Pan (NSF)

see spec sheet EG60.23





FEATURES:

- 12 gauge construction, heavier than the standard aluminum sheet pans.
- Instead of a wire bead around the perimeter of the pan, the bead is open.
- Packed 12 per box.

(•) MTS *(made to stock)* / ( ) MTO *(made to order)*

description	dimensions in.	dimensions mm	weight lbs.	weight kg	model #
solid, full size, NSF	17¾″ x 25¾″	451 x 654	3	1.4	**SP1826-N•**

Accessories

see spec sheet **EG60.24**

Note: These accessory prices are for add-on at time of original purchase. To order accessories, **add a slash "/"** followed by suffix indicating corresponding option or accessory model number(s). For example, model number **UAR-64-A/ADG** indicates a universal angle rack with the following accessories: set of two casters with locking brakes ("A"), perimeter bumper ("D"), and aluminum pan stop ("G").

Can be shipped UPS.

(•) MTS *(made to stock)* / ( ) MTO *(made to order)*

Casters with Locking Brakes

For all units except Oven Racks.



description	weight lbs.	weight kg	accessory model #
set of two, with brake	2	0.9	**A**
set of four, with brake	4	1.8	**B**

Casters

description	accessory model #
4″ *(102mm)* hi-temp oven plate caster with built-in grease fitting	**606587**
4″ *(102mm)* hi-temp oven plate caster with brake	**606588**
4″ *(102mm)* plate caster with built-in grease fitting	**606589**
4″ *(102mm)* plate caster with brake	**606590**
5″ *(127mm)* pan truck caster	**606593**
5″ *(127mm)* stem caster	**606594•**
5″ *(127mm)* stem caster with brake	**606595**
5″ *(127mm)* plate caster	**606598•**
5″ *(127mm)* plate caster with brake	**606599•**

Vertical Bumpers

For all units.



description	weight lbs.	weight kg	accessory model #
set of four, 12″ *(305mm)*	2	0.9	**F**

Rotary Bumpers

For use with stem casters.



description	weight lbs.	weight kg	accessory model #
set of four, 5″ *(127mm)* diameter	2	0.9	**C**

Perimeter Bumper

- Factory welded assembly is required on aluminum knocked-down units specified with perimeter bumpers.



description	weight lbs.	weight kg	accessory model #
full perimeter bumper	4	1.8	**D**

Pan Stops

Prevents pans and/or trays from sliding out of unit.



pan stop

description	weight lbs.	weight kg	accessory model #
aluminum	1	0.5	**G**
stainless steel	2	0.9	**H**

Extra Universal Angle Slides

Per pair. Accommodates a variety of different size trays and pans.



universal angle slide for universal angle rack

description	weight lbs.	weight kg	accessory model #
for universal angle rack	5	2.3	**606570**

100 Industrial Boulevard, Clayton, DE 19938-8903 U.S.A.
Phone: 800-441-8440 or 302-653-3000. Fax: 302-653-2065
http://www.eaglegrp.com

EAGLE GROUP
Profit from the Eagle Advantage®

LIFETIME Series Racks

All heavy duty alloy aluminum fully welded construction.

LIFETIME GUARANTEE! *against rust and corrosion, and against material defects and workmanship.*

LIFETIME Dunnage Racks

see spec sheet **EG60.30**



FEATURES:

- All heavy duty type 6063-T5 alloy aluminum construction.
- Fully-welded frame features 2″ *(51mm)* square tubing, with feet capped and welded.

overall dimensions width x length x height		weight		weight capacity		
in.	mm	lbs.	kg	lbs.	kg	model #
20″ x 36″ x 12″	508 x 914 x 305	17	7.7	5000	2268	**4004**
20″ x 48″ x 12″	508 x 1219 x 305	21	9.5	4000	1814	**4005**
20″ x 60″ x 12″	508 x 1524 x 305	25	11.3	3400	1542	**4006**
24″ x 36″ x 12″	610 x 914 x 305	20	9.0	4000	1814	**4008**
24″ x 48″ x 12″	610 x 1219 x 305	25	11.3	4000	1814	**4009**
24″ x 60″ x 12″	610 x 1524 x 305	29	13.2	4000	1814	**4010**
30″ x 48″ x 12″	762 x 1219 x 305	31	14.1	4000	1814	**4027**
36″ x 48″ x 12″	914 x 1219 x 305	35	15.9	4000	1814	**4065**

LIFETIME Bun Pan Racks

see spec sheet **EG60.31**



FEATURES:

- For 18″ x 26″ *(457 x 660mm)* pans.
- All heavy duty 6063-T5 alloy aluminum type construction.
- Fully-welded frame features 1½″ x 1¾″ *(38 x 45mm)* "D"-shaped tubing.
- Crossbracing consists of 1″ *(25mm)* square tubing.
- 1½″ *(38mm)* square tube base includes 6″ x 2″ *(152 x 51mm)* non-marking swivel plate casters.
- 2″ *(51mm)* wide aluminum angle slides are welded to frame.

overall dimensions width x depth x height		weight		slide spacing		pan	
in.	mm	lbs.	kg	in.	mm	capacity	model #
21½″ x 26″ x 73″	546 x 660 x 1854	99	44.9	2″	51	30	**4330**
21½″ x 26″ x 73″	546 x 660 x 1854	99	44.9	3″	76	20	**4331**
21½″ x 26″ x 73″	546 x 660 x 1854	99	44.9	5″	127	12	**4333**

LIFETIME Universal Pan Racks (NSF)

see spec sheet **EG60.32**



LIFETIME GUARANTEE! *against rust and corrosion, and against material defects and workmanship.*

FEATURES:

- For 12″ x 20″ *(305 x 508mm)* pans, 18″ x 26″ *(457 x 660mm)* pans, 13″ x 18″ *(330 x 457mm)* pans, or 14″ x 18″ *(356 x 457mm)* trays.
- All heavy duty 6063-T5 alloy aluminum type construction.
- Fully-welded frame features 1½″ x 1¾″ *(38 x 45mm)* "D"-shaped tubing.
- Crossbracing consists of 1″ *(25mm)* square tubing.
- 1½″ *(38mm)* square tube base includes 6″ x 2″ *(152 x 51mm)* non-marking recessed swivel plate casters.
- 3¼″ *(86mm)* wide aluminum angle slides are welded to frame.

overall dimensions width x depth x height		weight		sliding space		pan/tray capacity 12″ x 20″ pan	18″ x 26″ pan	13″ x 18″ pan	14″ x 18″ tray	model #
in.	mm	lbs.	kg	in.	mm					
21½″ x 26″ x 73″	546 x 660 x 1854	99	44.9	3″	76	19	20	40	40	**4339**
21½″ x 26″ x 73″	546 x 660 x 1854	99	44.9	5″	127	11	12	24	24	**4340**

LIFETIME Universal Roll-In Racks (NSF)

see spec sheet **EG60.33**



LIFETIME GUARANTEE! *against rust and corrosion, and against material defects and workmanship.*

FEATURES:

- For 12″ x 20″ *(305 x 508mm)* pans, 18″ x 26″ *(457 x 660mm)* pans, 13″ x 18″ *(330 x 457mm)* pans, or 14″ x 18″ *(356 x 457mm)* trays.
- All heavy duty 6063-T5 alloy aluminum type construction.
- Fully-welded frame features 1½″ x 1¾″ *(38 x 45mm)* "D"-shaped tubing.
- Crossbracing consists of 1″ *(25mm)* square tubing.
- 1½″ *(38mm)* square tube base includes 5″ x 1⅜″ *(127 x 35mm)* non-marking recessed swivel plate casters.
- 3¼″ *(86mm)* wide aluminum angle slides are welded to frame.

overall dimensions width x depth x height		weight		sliding space		pan/tray capacity 12″ x 20″ pan	18″ x 26″ pan	13″ x 18″ pan	14″ x 18″ tray	model #
in.	mm	lbs.	kg	in.	mm					
21½″ x 26″ x 64″	546 x 660 x 1626	63	28.6	5″	127	10	11	22	22	**4337**
21½″ x 26″ x 64″	546 x 660 x 1626	90	40.8	3″	76	17	18	36	36	**4338**

100 Industrial Boulevard, Clayton, DE 19938-8903 U.S.A.
Phone: 800-441-8440 or 302-653-3000. Fax: 302-653-2065
http://www.eaglegrp.com

EAGLE GROUP
Profit from the Eagle Advantage®

LIFETIME Stepped-Angle Racks (NSF)

see spec sheet **EG60.34**



SIZES OF APPLICABLE PANS & TRAYS:

Roast/bake pans: 20″ x 22″, 18″ x 26″, 10″ x 20″
Steamtable pans: 12″ x 18″, 12″ x 20″
Bun pans: 18″ x 13″, 18″ x 26″
Service trays: 15″ x 20″, 14″ x 18″
Maxi pan: 20¾″ x 25½″
Standard gastro-norm pans: 20¾″ x 25½″

LIFETIME GUARANTEE!
against rust and corrosion, and against material defects and workmanship.

FEATURES:

- Accepts popular sizes of roast & bake pans, steam table pans, service trays, and more.
- Constructed of heavy duty extruded primary type 6463-T5 aluminum alloy.
- Fully-welded frame features 1½″ x 1¾″ *(38 x 45mm)* "D"-shaped tubing.
- Crossbracing consists of 1″ *(25mm)* square tubing.
- 1½″ *(38mm)* square tube base includes 6″ x 2″ *(152 x 51mm)* non-marking swivel plate casters.
- 6³⁄₁₆″ *(157mm)* wide aluminum "stepped" angle slides are welded to uprights of frame.

								Pan Racks				Roll-In Racks			
overall dimensions width x depth		slide spacing		# of slides	overall height		weight		model #	overall height		weight		model #
in.	mm	in.	mm		in.	mm	lbs.	kg		in.	mm	lbs.	kg	
25″ x 26″	635 x 660	4½″	114	12	73″	1854	92	41.7	**4640**	64″	1626	91	41.3	**4635**
25″ x 26″	635 x 660	3″	76	18	73″	1854	74	33.6	**4642**	64″	1626	114	51.7	**4637**

LIFETIME Enclosed Pan Racks (NSF)

see spec sheet **EG60.35**



LIFETIME GUARANTEE!
against rust and corrosion, and against material defects and workmanship.

FEATURES:

- For 18″ x 26″ *(457 x 660mm)* pans or 13″ x 18″ *(330 x 457mm)* pans.
- Constructed of heavy duty extruded type 6063-T5 aluminum alloy.
- Fully welded construction includes top bracing, interior bracing, and bottom frame.
- Side panels welded to uprights, top bracing, and bottom frame.
- Heavy duty base includes 6″ x 2″ *(152 x 51mm)* non-marking swivel plate casters.
- ½″ *(13mm)* wide aluminum angle slides are welded to frame.

overall dimensions width x depth x height		weight		slide spacing		18″ x 26″ pan capacity	type of 6″ (152mm) caster	model #
in.	mm	lbs.	kg	in.	mm			
20⅞″ x 27⅝″ x 69″	530 x 702 x 1753	132	59.9	1½″	38	38	polyolefin	**1290PP ***
20⅞″ x 27⅝″ x 69″	530 x 702 x 1753	132	59.9	1½″	38	38	K-urethane	**1290WDW**
20⅞″ x 27⅝″ x 69″	530 x 702 x 1753	132	59.9	1½″	38	38	polyolefin	**1292**

* #1290PP "Prison Package" includes: (4) aluminum welded hinges; (4) 6″ casters; (2) padlock holes in door; extra interior bracing; and tamper-proof screws and bolts.

PANCO® TRANSPORT Systems

Transport Holding Cabinets

for Heated and Heated/Proofing

See Pages 359 - 362.

Patented TEMP-GARD® AIR-FLOW *Design*

Patented # 6,847,013 B2



full size unit with solid door



half size unit with polycarbonate door



full size unit with polycarbonate door

Digital Control System on all units!



- Easy-touch front control panel w/membrane switches.
- Liquid Crystal Display (LCD) read-out.
- Digital setting of air temperature.
- Overheat caution alarm.
- Embedded LED technology.
- Upgrade software control.

- Aluminum construction on exterior and interior.
- Bottom mounted control panel and heating system removes easily for cleaning or servicing.
- Adjustable digital temperature control system with LCD readout.
- Ability to hold humidity levels up to four hours without refilling reservoir *(heated/proofing models)*. Adjustable humidity control.
- 2000-Watt heating capacity with internal air temperature up to 200˚F. 1500-Watt is optional on 120V only.
- High-temperature protection device with caution alarm and auto reset.
- Full 270 degree open door swing via 3⁄16˝ *(5mm)* thick heavy duty aluminum hinges with stainless steel pin.
- Positive closing magnetic door latch.
- Full-size, half-size, and undercounter models available.
- Units with narrow width and optional wide width feature 2¼˝ *(57mm)* increment slide spacing. Units with extended width feature 3˝ *(76mm)* increment slide spacing. See pages 359, 361, and 363 for further information about widths available for full-size, half-size, and undercounter models.
- Standard removable slides.
- Available in both insulated and non-insulated.
- Insulated units feature identity color stripe on both sides.
- 8´ *(2438mm)* cord and plug provided.
- Available in 120V, 208V, and 240V models.
- Full perimeter bumper on all models.
- Heavy duty polymer swivel casters, two with brake.

Maximum Pan Capacities of Transport Holding Cabinets

Based on standard slide spacings of: 2¼˝ *(57mm)* for units with Narrow width or optional Wide width, and for all units with aluminum slides; and 3˝ *(76mm)* spacing for units with Extended width, and for all units with wire slides. For information about standard number of slides that come with units, see charts on pages 359 through 362. For information about additional and replacement slides available, see page 365.

WEIGHT CAPACITIES PER PAIR
Wire Universal slides: 50 lbs. *(22.7 kg)*
Wire slides: 80 lbs. *(36.3 kg)*

…of Half-Size Units and Extended Undercounter Units*

Cabinet Width	Slide Type	18˝ x 26˝ sheet pans	13˝ x 18 sheet pans	12˝ x 20˝ x 2½˝ food pans
Narrow	Wire Angle	8	16	n/a
Narrow	Wire Universal	8	16	4
Extended	Wire Angle	n/a	n/a	10
Extended	Wire Universal	5	10	10
Wide	Wire Angle	8	n/a	n/a
Wide	Wire Universal	8	n/a	4

…of Full-Size Units

Cabinet Width	Slide Type	18˝ x 26˝ sheet pans	13˝ x 18 sheet pans	12˝ x 20˝ x 2½˝ food pans
Narrow	Wire Angle	24	48	n/a
Narrow	Wire Universal	24	48	12
Extended	Wire Angle	n/a	n/a	36
Extended	Wire Universal	18	36	36
Wide	Wire Angle	24	n/a	n/a
Wide	Wire Universal	24	n/a	12

* Narrow cabinet width does not apply to Undercounter Units.

Heated Cabinets

For use in operations where hot food is to be stored or transported and held at hot food serving temperatures. 2000-watt heating capacity via two 1000-watt elements for heated air.

- Aluminum construction on exterior and interior.
- Bottom mounted control panel and heating system removes easily for cleaning or servicing.
- Adjustable digital temperature control system with LCD read-out.
- 2000-Watt heating capacity with internal air temperature up to 200°F. 1500-Watt is optional on 120V only.
- High-temperature protection device with caution alarm and auto reset.
- Full 270 degree open door swing via 3/16″ *(5mm)* thick heavy duty aluminum hinges with stainless steel pin.
- Positive closing magnetic door latch.
- Units with narrow width and optional wide width feature 2¼″ *(57mm)* increment slide spacing. Units with extended width feature 3″ (76mm) increment slide spacing.
- Standard removable slides.
- Available in both insulated and non-insulated.
- Insulated units feature identity color stripe on both sides.
- 8′ *(2438mm)* cord and plug provided.
- Available in 120V, 208V, and 240V models.
- Full perimeter bumper on all models.

- **Full-size units* feature the following:**
  - 76½″ *(1943mm)* overall height.
  - 31⅞″ *(810mm)* "narrow" width.
  - Heavy duty 5″ *(127mm)* polymer swivel casters, two with brake.
  - About 75 cubic feet.
- **Half-size units* feature the following:**
  - 40″ *(1016mm)* overall height.
  - 31⅞″ *(810mm)* "narrow" width.
  - Heavy duty 5″ *(127mm)* polymer swivel casters, two with brake.
  - About 41 cubic feet.
- **Extended Undercounter units** feature the following:**
  - 30½″ *(775mm)* overall height.
  - 32½″ *(826mm)* "extended" width.
  - Heavy duty 3″ *(76mm)* polymer swivel casters, two with brake.
  - About 35 cubic feet.

* Optional 32½″ *(826mm)* "extended" width and 39⅜″ *(1013mm)* "wide" width available for full-size and half-size units.

** Extended undercounter units available only with "extended" width. 30½″ *(775mm)* overall height allows unit to fit underneath counters.

Full-Size Heated Cabinets

see spec sheet **EG60.25A**



Plug Configurations of Heated Cabinets



***NEMA 5-20** for 120V 20A units*

See page 364 for other plug configurations available.

New York M.E.A. No. 245-02-E

FEATURES:

- All "quick-order" numbers—listed in the following charts—reflect units with narrow width, removable slides with 2¼″ *(57mm)* standard spacing, and 120-volt 20-amp electricity.

Note: Additional slides are required to obtain maximum pan capacity. See page 365 for further information about additional slides available.

See page 358 for further information about maximum pan capacities.

Dutch doors and pass-through doors available. See pages 363-364 for all options & accessories.

WIDE- AND EXTENDED-WIDTH UNITS ALSO AVAILABLE!

(•) MTS *(made to stock)* / ( ) MTO *(made to order)*

Units with Wire Slides

12 pairs of slides. Max pan capacities: (24) 18″ x 26″ sheet pans, or (48) 13″ x 18″ sheet pans.

door style (single door)	width x depth x height in.	mm	weight lbs.	kg	NON-INSULATED quick-order #	INSULATED quick-order #
solid	31⅞″ x 35¼″ x 76½″	810 x 895 x 1943	229	103.9	**FSHC-A** •	**FSHC-C**
with poly window	31⅞″ x 35¼″ x 76½″	810 x 895 x 1943	209	94.8	**FSHC-B**	**FSHC-D**

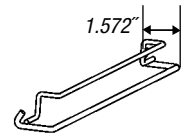

Units with Wire Universal Slides

12 pairs of slides. Max pan capacities: (24) 18″ x 26″ sheet pans, (48) 13″ x 18″ sheet pans, or (12) 12″ x 20″ x 2½″ food pans.

door style (single door)	width x depth x height in.	mm	weight lbs.	kg	NON-INSULATED quick-order #	INSULATED quick-order #
solid	31⅞″ x 35¼″ x 76½″	810 x 895 x 1943	229	103.9	**FSHC-E**	**FSHC-G**
with poly window	31⅞″ x 35¼″ x 76½″	810 x 895 x 1943	209	94.8	**FSHC-F**	**FSHC-H**

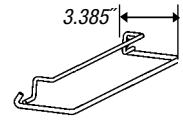

Half-Size Heated Cabinets

see spec sheet EG60.25B



40″ *(1016mm)* High
with solid door

Plug Configurations of Heated Cabinets



***NEMA 5-20** for 120V 20A units*

See page 364 for other plug configurations available

New York M.E.A. No. 245-02-E

FEATURES:

- All "quick-order" numbers—listed in the following charts—reflect units with narrow width, removable slides with 2¼″ *(57mm)* standard spacing, and 120-volt 20-amp electricity.

Note: On half-size units, maximum pan capacity is met without the need for additional slides. See page 365 for further information about replacement slides.

See page 358 for further information about maximum pan capacities.

Pass-through doors available. See pages 363-364 for all options & accessories.

WIDE- AND EXTENDED-WIDTH UNITS ALSO AVAILABLE!

Units with Wire Slides

8 pairs of slides. Max pan capacities: (8) 18″ x 26″ sheet pans, or (16) 13″ x 18″ sheet pans.

door style (single door)	width x depth x height in.	mm	weight lbs.	kg	NON-INSULATED quick-order #	INSULATED quick-order #
solid	31⅞″ x 35¼″ x 40″	810 x 895 x 1016	155	70.3	**HSHC-A**	**HSHC-C**
with poly window	31⅞″ x 35¼″ x 40″	810 x 895 x 1016	171	77.6	**HSHC-B**	**HSHC-D**

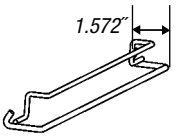

Units with Wire Universal Slides

8 pairs of slides. Max pan capacities: (8) 18″ x 26″ sheet pans, (16) 13″ x 18″ sheet pans, or (4) 12″ x 20″ x 2½″ food pans.

door style (single door)	width x depth x height in.	mm	weight lbs.	kg	NON-INSULATED quick-order #	INSULATED quick-order #
solid	31⅞″ x 35¼″ x 40″	810 x 895 x 1016	155	70.3	**HSHC-E**	**HSHC-G**
with poly window	31⅞″ x 35¼″ x 40″	810 x 895 x 1016	171	77.6	**HSHC-F**	**HSHC-H**

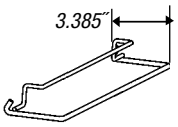

Extended Undercounter Heated Cabinets

see spec sheet EG60.25C



30½″ *(775mm)* High
with polycarbonate door

Plug Configurations of Heated Cabinets



***NEMA 5-20** for 120V 20A units*

See page 364 for other plug configurations available

New York M.E.A. No. 245-02-E

FEATURES:

- All "quick-order" numbers—listed in the following charts—reflect units with extended width, removable slides with 3″ *(76mm)* standard spacing, and 120-volt 20-amp electricity.

Note: On undercounter units, maximum pan capacity is met without the need for additional slides. See page 365 for further information about replacement slides.

See page 358 for further information about maximum pan capacities.

Pass-through doors available. See pages 363-364 for all options & accessories.

WIDE- AND EXTENDED-WIDTH UNITS ALSO AVAILABLE!

Units with Wire Slides

5 pairs of slides. Max pan capacities: (10) 12″ x 20″ x 2½″ food pans.

door style (single door)	width x depth x height in.	mm	weight lbs.	kg	NON-INSULATED quick-order #	INSULATED quick-order #
solid	32½″ x 35¼″ x 30½″	826 x 895 x 775	155	70.3	**EUHC-A**	**EUHC-C**
with poly window	32½″ x 35¼″ x 30½″	826 x 895 x 775	171	77.6	**EUHC-B**	**EUHC-D**

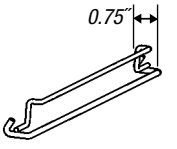

Units with Wire Universal Slides

5 pairs of slides. Max pan capacities: (5) 18″ x 26″ sheet pans, (10) 13″ x 18″ sheet pans, or (10) 12″ x 20″ x 2½″ food pans.

door style (single door)	width x depth x height in.	mm	weight lbs.	kg	NON-INSULATED quick-order #	INSULATED quick-order #
solid	32½″ x 35¼″ x 30½″	826 x 895 x 775	155	70.3	**EUHC-E**	**EUHC-G**
with poly window	32½″ x 35¼″ x 30½″	826 x 895 x 775	171	77.6	**EUHC-F**	**EUHC-H**

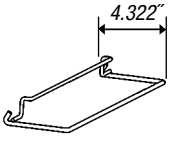

100 Industrial Boulevard, Clayton, DE 19938-8903 U.S.A.
Phone: 800-441-8440 or 302-653-3000. Fax: 302-653-2065
http://www.eaglegrp.com

EAGLE GROUP
Profit from the Eagle Advantage®

Heated/Proofing Cabinets

For use in operations where hot food is to be stored or transported and held at hot food serving temperatures. 2000-watt heating capacity. "Heating mode" uses two 1000-watt elements for heated air. "Proofing Mode" uses one 1000-watt element for heated air, and one 1000-watt element for humidity control.

- Aluminum construction on exterior and interior.
- Bottom mounted control panel and heating system removes easily for cleaning or servicing.
- Adjustable digital temperature control system with LCD read-out.
- 2000-Watt heating capacity with internal air temperature up to 200°F. 1500-Watt is optional on 120V only.
- Ability to hold humidity levels up to 4 hours without refilling reservoir. Adjustable humidity control.
- High-temperature protection device with caution alarm and auto reset.
- Full 270 degree open door swing via 3⁄16″ *(5mm)* thick heavy duty aluminum hinges with stainless steel pin.
- Positive closing magnetic door latch.
- Units with "narrow" width and optional "wide" width feature 2¼″ *(57mm)* increment slide spacing. Units with "extended" width feature 3″ *(76mm)* increment slide spacing.
- Standard removable slides.
- Available in both insulated and non-insulated.
- Insulated units feature identity color stripe on both sides.
- 8′ *(2438mm)* cord and plug provided.
- Available in 120V, 208V, and 240V models.
- Full perimeter bumper on all models.

- **Full-size units* feature the following:**
  - 76½″ *(1943mm)* overall height.
  - 31⅞″ *(810mm)* "narrow" width.
  - Heavy duty 5″ *(127mm)* polymer swivel casters, two with brake.
  - About 75 cubic feet.
- **Half-size units* feature the following:**
  - 40″ *(1016mm)* overall height.
  - 31⅞″ *(810mm)* "narrow" width.
  - Heavy duty 5″ *(127mm)* polymer swivel casters, two with brake.
  - About 41 cubic feet.
- **Extended Undercounter units** feature the following:**
  - 30½″ *(775mm)* overall height.
  - 32½″ *(826mm)* "extended" width.
  - Heavy duty 3″ *(76mm)* polymer swivel casters, two with brake.
  - About 35 cubic feet.

* Optional 32½″ *(826mm)* "extended" width and 39⅜″ *(1013mm)* "wide" width available for full-size and half-size units.
** Extended undercounter units available only with "extended" width. 30½″ *(775mm)* overall height allows unit to fit underneath counters.

Full-Size Heated/Proofing Cabinets

see spec sheet **EG60.27A**



with solid door

Plug Configurations of Heated/Proofing Cabinets



***NEMA 5-20** for 120V 20A units*

See page 364 for other plug configurations available

New York M.E.A. No. 245-02-E

FEATURES:

- All "quick-order" numbers—listed in the following charts—reflect units with narrow width, removable slides with 2¼″ *(57mm)* standard spacing, and 120-volt 20-amp electricity.

Note: Additional slides are required to obtain maximum pan capacity. See page 365 for further information about additional slides available.

See page 358 for further information about maximum pan capacities.

Dutch doors and pass-through doors available. See pages 363-364 for all options & accessories.

WIDE- AND EXTENDED-WIDTH UNITS ALSO AVAILABLE!

(•) MTS *(made to stock)* / ( ) MTO *(made to order)*

Units with Wire Slides

12 pairs of slides. Max pan capacities: (24) 18″ x 26″ sheet pans, or (48) 13″ x 18″ sheet pans.

door style (single door)	width x depth x height in.	mm	weight lbs.	kg	NON-INSULATED quick-order #	INSULATED quick-order #
solid	31⅞″ x 35¼″ x 76½″	810 x 895 x 1943	229	103.9	**FSHPC-A •**	**FSHPC-C**
with poly window	31⅞″ x 35¼″ x 76½″	810 x 895 x 1943	209	94.8	**FSHPC-B •**	**FSHPC-D**

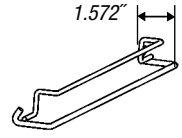

Units with Wire Universal Slides

12 pairs of slides. Max pan capacities: (24) 18″ x 26″ sheet pans, (48) 13″ x 18″ sheet pans, or (12) 12″ x 20″ x 2½″ food pans.

door style (single door)	width x depth x height in.	mm	weight lbs.	kg	NON-INSULATED quick-order #	INSULATED quick-order #
solid	31⅞″ x 35¼″ x 76½″	810 x 895 x 1943	229	103.9	**FSHPC-E**	**FSHPC-G**
with poly window	31⅞″ x 35¼″ x 76½″	810 x 895 x 1943	209	94.8	**FSHPC-F**	**FSHPC-H**

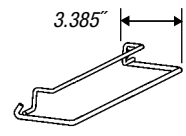

Half-Size Heated/Proofing Cabinets

see spec sheet EG60.27B



40″ *(1016mm)* High
with polycarbonate door

Plug Configurations of Heated/Proofing Cabinets



***NEMA 5-20** for 120V 20A units*

See page 364 for other plug configurations available.

New York M.E.A. No. 245-02-E

FEATURES:

- All "quick-order" numbers—listed in the following charts—reflect units with narrow width, removable slides with 2¼″ *(57mm)* standard spacing, and 120-volt 20-amp electricity.

Note: On half-size units, maximum pan capacity is met without the need for additional slides. See page 365 for further information about replacement slides.

See page 358 for further information about maximum pan capacities.

Pass-through doors available. See pages 363-364 for all options & accessories.

WIDE- AND EXTENDED-WIDTH UNITS ALSO AVAILABLE!

(•) MTS *(made to stock)* / ( ) MTO *(made to order)*

Units with Wire Slides

8 pairs of slides. Max pan capacities: (8) 18″ x 26″ sheet pans, or (16) 13″ x 18″ sheet pans.

door style (single door)	width x depth x height in.	mm	weight lbs.	kg	NON-INSULATED quick-order #	INSULATED quick-order #
solid	31⅞″ x 35¼″ x 40″	810 x 895 x 1016	155	70.3	**HSHPC-A•**	**HSHPC-C**
with poly window	31⅞″ x 35¼″ x 40″	810 x 895 x 1016	171	77.6	**HSHPC-B**	**HSHPC-D**

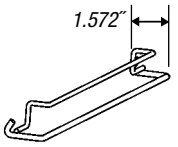

Units with Wire Universal Slides

8 pairs of slides. Max pan capacities: (8) 18″ x 26″ sheet pans, (16) 13″ x 18″ sheet pans, or (4) 12″ x 20″ x 2½″ food pans.

door style (single door)	width x depth x height in.	mm	weight lbs.	kg	NON-INSULATED quick-order #	INSULATED quick-order #
solid	31⅞″ x 35¼″ x 40″	810 x 895 x 1016	155	70.3	**HSHPC-E**	**HSHPC-G**
with poly window	31⅞″ x 35¼″ x 40″	810 x 895 x 1016	171	77.6	**HSHPC-F**	**HSHPC-H**

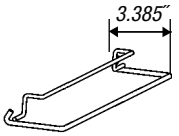

Extended Undercounter Heated/Proofing Cabinets

see spec sheet EG60.27C



30½″ *(775mm)* High
with polycarbonate door

Plug Configurations of Heated/Proofing Cabinets



***NEMA 5-20** for 120V 20A units*

See page 364 for other plug configurations available.

New York M.E.A. No. 245-02-E

FEATURES:

- All "quick-order" numbers—listed in the following charts—reflect units with extended width, removable slides with 3″ *(76mm)* standard spacing, and 120-volt 20-amp electricity.

Note: On undercounter units, maximum pan capacity is met without the need for additional slides. See page 365 for further information about replacement slides.

See page 358 for further information about maximum pan capacities.

Pass-through doors available. See pages 363-364 for all options & accessories.

WIDE- AND EXTENDED-WIDTH UNITS ALSO AVAILABLE!

Units with Wire Slides

5 pairs of slides. Max pan capacities: (10) 12″ x 20″ x 2½″ food pans.

door style (single door)	width x depth x height in.	mm	weight lbs.	kg	NON-INSULATED quick-order #	INSULATED quick-order #
solid	32½″ x 35¼″ x 30½″	826 x 895 x 775	155	70.3	**EUHPC-A**	**EUHPC-C**
with poly window	32½″ x 35¼″ x 30½″	826 x 895 x 775	171	77.6	**EUHPC-B**	**EUHPC-D**

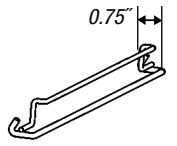

Units with Wire Universal Slides

5 pairs of slides. Max pan capacities: (5) 18″ x 26″ sheet pans, (10) 13″ x 18″ sheet pans, or (10) 12″ x 20″ x 2½″ food pans.

door style (single door)	width x depth x height in.	mm	weight lbs.	kg	NON-INSULATED quick-order #	INSULATED quick-order #
solid	32½″ x 35¼″ x 30½″	826 x 895 x 775	155	70.3	**EUHPC-E**	**EUHPC-G**
with poly window	32½″ x 35¼″ x 30½″	826 x 895 x 775	171	77.6	**EUHPC-F**	**EUHPC-H**

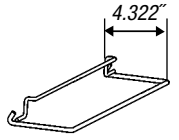

100 Industrial Boulevard, Clayton, DE 19938-8903 U.S.A.
Phone: 800-441-8440 or 302-653-3000. Fax: 302-653-2065
http://www.eaglegrp.com

EAGLE GROUP
Profit from the Eagle Advantage®

Transport Holding Cabinets
for Heated and Heated/Proofing

To order cabinet with options & accessories, the cabinet "quick-order" numbers (seen on pages 359-362) must be translated.

The new model number can then be altered to reflect any factory-installed optional features desired.
Please refer to the appropriate chart below for translation, then go to page 364.

To translate "quick-order" numbers:

see spec sheet **EG60.28**

Heating Cabinets

(pages 359-360)

quick-order #	*translation for ordering options/accessories*
Full-Size (page 359)	
FSHC-A	HCFNSSN-RA2.25-120
FSHC-B	HCFNLSN-RA2.25-120
FSHC-C	HCFNSSI-RA2.25-120
FSHC-D	HCFNLSI-RA2.25-120
FSHC-E	HCFNSSN-RC2.25-120
FSHC-F	HCFNLSN-RC2.25-120
FSHC-G	HCFNSSI-RC2.25-120
FSHC-H	HCFNLSI-RC2.25-120
Half-Size (page 360)	
HSHC-A	HCHNSSN-RA2.25-120
HSHC-B	HCHNLSN-RA2.25-120
HSHC-C	HCHNSSI-RA2.25-120
HSHC-D	HCHNLSI-RA2.25-120
HSHC-E	HCHNSSN-RC2.25-120
HSHC-F	HCHNLSN-RC2.25-120
HSHC-G	HCHNSSI-RC2.25-120
HSHC-H	HCHNLSI-RC2.25-120
Undercounter (page 360)	
EUHC-A	HCUESSN-RA3.00-120
EUHC-B	HCUELSN-RA3.00-120
EUHC-C	HCUESSI-RA3.00-120
EUHC-D	HCUELSI-RA3.00-120
EUHC-E	HCUESSN-RC3.00-120
EUHC-F	HCUELSN-RC3.00-120
EUHC-G	HCUESSI-RC3.00-120
EUHC-H	HCUELSI-RC3.00-120

Heated/Proofing Cabinets

(pages 363-362)

quick-order #	*translation for ordering options/accessories*
Full-Size (page 363)	
FSHPC-A	HPFNSSN-RA2.25-120
FSHPC-B	HPFNLSN-RA2.25-120
FSHPC-C	HPFNSSI-RA2.25-120
FSHPC-D	HPFNLSI-RA2.25-120
FSHPC-E	HPFNSSN-RC2.25-120
FSHPC-F	HPFNLSN-RC2.25-120
FSHPC-G	HPFNSSI-RC2.25-120
FSHPC-H	HPFNLSI-RC2.25-120
Half-Size (page 362)	
HSHPC-A	HPHNSSN-RA2.25-120
HSHPC-B	HPHNLSN-RA2.25-120
HSHPC-C	HPHNSSI-RA2.25-120
HSHPC-D	HPHNLSI-RA2.25-120
HSHPC-E	HPHNSSN-RC2.25-120
HSHPC-F	HPHNLSN-RC2.25-120
HSHPC-G	HPHNSSI-RC2.25-120
HSHPC-H	HPHNLSI-RC2.25-120
Undercounter (page 362)	
EUHPC-A	HPUESSN-RA3.00-120
EUHPC-B	HPUELSN-RA3.00-120
EUHPC-C	HPUESSI-RA3.00-120
EUHPC-D	HPUELSI-RA3.00-120
EUHPC-E	HPUESSN-RC3.00-120
EUHPC-F	HPUELSN-RC3.00-120
EUHPC-G	HPUESSI-RC3.00-120
EUHPC-H	HPUELSI-RC3.00-120

After translating, go to page 364 to order cabinet with options & accessories

To order Transport Holding Cabinets with options/accessories:

see spec sheet **EG60.28**

Build a model number, based on the chart on page 363.

The following chart lists the design elements available. Each chart column contains two or more choices of each design element *(examples: half or full size, etc.)*. To spell out a model number, choose the designated letters and numbers in the chart below from left to right. **Example: #HCFWSDI-RA2.25-240** indicates a full size Heating Cabinet (HCF), wide width (W), with solid (S) dutch door (D), insulated (I-), wire slides (RA), 2.25˝ slide spacing (2.25-), and 240-volt 15-amp electricity (240).

Note: Standard design elements are indicated in **bold** text in the chart below.

Full, Half, Undercounter/ Type of Holding Cabinet	Cabinet Width*	Door Style	Door Type	Insulation****	Slide Type	Slide Spacing**	Voltage Type
Full Heating = HCF	**Narrow = N****	**Solid = S**	**Standard Single Door = S**	**None = N-**	**Wire = RA**	**2.25˝ = 2.25-**	**120V 20amp = 120**
Half Heating = HCH	Extended = E**		Dutch Doors = D***	**Insulated = I-**	**Wire Universal = RC**	Custom = (other #)-	120V 15amp = 120A
Undercounter Heating = HCU*	Wide = W**	**w/Poly**	Pass-through Single Door = P				208V 15amp = 208
Full Heating/Proofing = HPF		**Window = L**	Pass-through Dutch Doors = PD***				240V 15amp = 240
Half Heating/Proofing = HPH							
Undercounter H/P = HPU*							

* Undercounter units available with Extended-width only.
** 2¼˝ *(57mm)* standard slide spacing for Narrow- and Wide-width units, and for units with wire universal slides *(3˝ for Extended-width units)*. If a different spacing is required, please indicate desired slide spacing in inches.
*** Available only on Full-Size units.
**** Wide-width units available insulated only.

Plug Configurations of optional voltage types:



***NEMA 5-15** for 120V 15A units*



***NEMA 5-20** for 120V 20A units*



***NEMA 6-15** for 208V 15A and 240V 15A units*

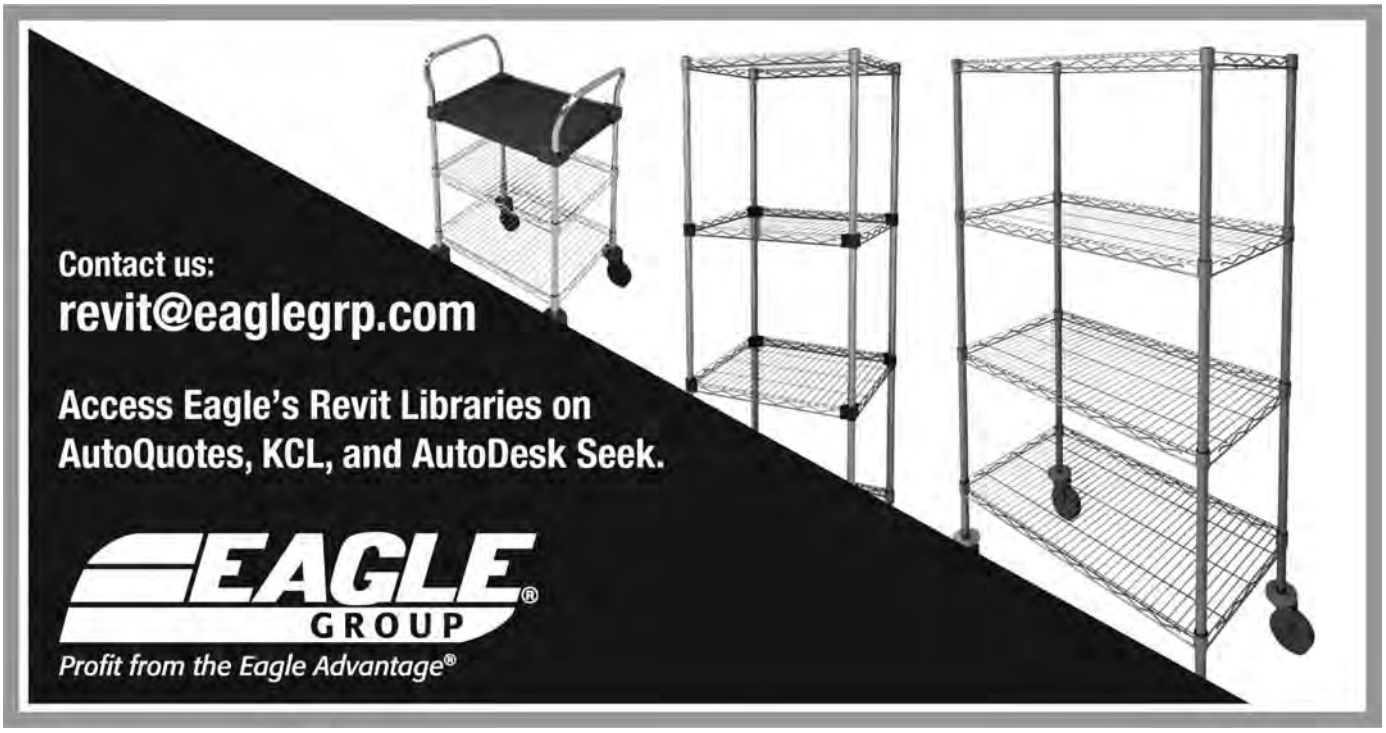

100 Industrial Boulevard, Clayton, DE 19938-8903 U.S.A.
Phone: 800-441-8440 or 302-653-3000. Fax: 302-653-2065
http://www.eaglegrp.com

Additional/Replacement Slides for Transport Holding Cabinets

Wire and Wire Universal Slides… *see spec sheet* **EG60.28**

- 8 pairs of slides come with half-size units with narrow and wide width.
- 5 pairs of slides come with undercounter units and half-size units with extended width.
- On undercounter and half-size units, maximum pan capacity is met without additional slides required.
- 12 pairs of slides come with full-size units. On full-size units, additional slides are required to obtain maximum pan capacity. Priced individually.

description of slides	model #
Wire Slides* for Narrow-Width Units	**385415**
Wire Slides* for Extended-Width Units	**357074**
Wire Slides* for Wide-Width Units	**357080**
Wire Universal Slides** for Narrow-Width Units	**385416**
Wire Universal Slides** for Extended-Width Units	**357077**
Wire Universal Slides** for Wide-Width Units	**357083**

* "RA" in translated #; ** "RC" in translated #

Cook & Hold Cabinets

see spec sheet **EG60.11**



full-height unit

Patented TEMP-GARD AIR-FLOW Design

Patented # 6,847,013 B2



half-height unit

FEATURES:

- Absolute precise control over temperature and humidity with 8˚ variance anywhere within cabinet.
- Humidity is controlled via solenoid plumbed directly to water supply.
- Even convection heating through engineered airflow design.
- Triple wall insulated cabinet body for better heat retention.
- 18 gauge type 300 stainless steel interior and exterior walls.
- Easily-reversible doors swing 180˚, and include positive closing latch.
- Four input buttons: Enter, Recall, and Up/Down selection buttons.
- Standard top-mounted digital control panel includes 2˝ x 16˝ *(51 x 406mm)* character LCD readout; digital setting of temperatures; memory for 16 programs; embedded LEDs for Power, Preheat, Temperature Probe, Cook, and Hold; and overheat/power outage caution alarms. Easy-touch with membrane switches.
- Automatically changes from cooking to holding when time/temperature parameters have been met.
- Cooks by time or temperature probe.
- Cook/probe temperature: 100-350˚F.
- Holding temperature: 145-200˚F.
- Convertible from Fahrenheit to Celsius.
- Cook/hold time up to 24 hours.
- Heavy duty 5˝ *(127mm)* polymer swivel casters, two with brake.
- Full perimeter bumper.
- Chrome wire tray slides.

Full-Height Unit

Features three 2000W heating elements.

width* x depth* x height in.	mm	weight lbs.	kg	cubic feet	voltage	total wattage	number of slides	model #
27½˝ x 32⅞˝ x 77⅛˝	699 x 835 x 1959	522	236.8	36.6	240	6000	18	**CH6000D-240**
27½˝ x 32⅞˝ x 77⅛˝	699 x 835 x 1959	522	236.8	36.6	208	6000	18	**CH6000D-208**
27½˝ x 32½˝ x 74⅛˝	699 x 826 x 1883	522	236.8	36.6	240	6000	18	**CH6000B-240**
27½˝ x 32½˝ x 74⅛˝	699 x 826 x 1883	522	236.8	36.6	208	6000	18	**CH6000B-208**

Half-Height Unit

46½˝ *(1181mm)* height. Features three 1000W elements.

width* x depth* x height in.	mm	weight lbs.	kg	cubic feet	voltage	total wattage	number of slides	model #
27½˝ x 32½˝ x 46½˝	699 x 826 x 1181	453	205.5	22.6	240	3000	9	**CH3000B-240**
27½˝ x 32½˝ x 46½˝	699 x 826 x 1181	453	205.5	22.6	208	3000	9	**CH3000B-208**

* width and depth include perimeter bumper.

DOOR CODE (IN MODEL #S):
"B" indicates solid door
"D" indicates dutch door

Water Filter Kit

model #
369370

Replacement Filter for Water Filter Kit

model #
369371

NOTES

100 Industrial Boulevard, Clayton, DE 19938-8903 U.S.A.
Phone: 800-441-8440 or 302-653-3000. Fax: 302-653-2065
http://www.eaglegrp.com

EAGLE GROUP
Profit from the Eagle Advantage®

NOTES

100 Industrial Boulevard, Clayton, DE 19938-8903 U.S.A.
Phone: 800-441-8440 or 302-653-3000. Fax: 302-653-2065
http://www.eaglegrp.com

EAGLE GROUP
Profit from the Eagle Advantage®

Breath/Safety Shields

Dividers
- for Square or Round Tables.....371
- for Oval or Rectangular Tables 371

Divider Wall Extensions.....373

Freestanding Countertop.....370

Knock-Down Desk Partitions 370

Mobile Partitions 373

Mounted Breath/Safety Shields
- Ceiling 372
- Bolted-On.....372
- Clamp-On.....372



REOPEN SAFELY.

EAGLE'S BREATH/SAFETY SHIELDS CAN HELP.

Constructed of durable plexiglass, these protective shields come in a variety of styles, sizes and installation options.

Our wide range of configurations ensure that each area of your restaurant, from front counter to takeout to dining tables, are properly retrofitted to provide safe and secure protection.



For More Information or to Request a Quotation, Contact Your Eagle Account Specialist.
1-800-441-8440

MADE IN USA

EAGLE GROUP
Profit from the Eagle Advantage®

100 Industrial Boulevard, Clayton, DE 19938-8903 U.S.A.
Phone: 800-441-8440 or 302-653-3000. Fax: 302-653-2065
http://www.eaglegrp.com

Freestanding Countertop Breath/Safety Shields

see spec sheet **EG06.00**



FEATURES:

- Vertical and horizontal shields available.
- 7/32″-thick durable plexiglass.
- Available with or without pass-through.
- Easy assembly—NO TOOLS required. Two 8″ x 14″ stands lock into place with shield.
- Knocks down flat for storage.
- Sold in packs of four (4).

description	height in	height mm	length in	length mm	quantity per pack	model #
solid	24″	610	24″	610	4	**BGFC-2424**
with pass through	24″	610	24″	610	4	**BGFC-2424-PT**
solid	24″	610	36″	914	4	**BGFC-2436**
with pass through	24″	610	36″	914	4	**BGFC-2436-PT**
solid	24″	610	48″	1219	4	**BGFC-2448**
with pass through	24″	610	48″	1219	4	**BGFC-2448-PT**
solid	30″	762	24″	610	4	**BGFC-3024**
with pass through	30″	762	24″	610	4	**BGFC-3024-PT**
solid	30″	762	36″	914	4	**BGFC-3036**
with pass through	30″	762	36″	914	4	**BGFC-3036-PT**
solid	30″	762	48″	1219	4	**BGFC-3048**
with pass through	30″	762	48″	1219	4	**BGFC-3048-PT**
solid	36″	914	24″	610	4	**BGFC-3624**
with pass through	36″	914	24″	610	4	**BGFC-3624-PT**

Knock-Down Desk Partitions

see spec sheet **EG06.01**



FEATURES:

- 7/32″-thick durable plexiglass.
- Paper slot pass-thru.
- Tab and slot assembly.
- Knocks down flat for storage.
- No tools required for assembly.

height in	height mm	length in	length mm	quantity per pack	model #
24″	610	24″	610	1	**BGDP-2424**
24″	610	30″	762	1	**BGDP-2430**
24″	610	36″	914	1	**BGDP-2436**
24″	610	48″	1219	1	**BGDP-2448**

Consult factory for pricing.

100 Industrial Boulevard, Clayton, DE 19938-8903 U.S.A.
Phone: 800-441-8440 or 302-653-3000. Fax: 302-653-2065
http://www.eaglegrp.com

EAGLE GROUP
Profit from the Eagle Advantage®

Dividers for Square or Round Tables

see spec sheet **EG06.02**





FEATURES:

- 7/32″-thick durable plexiglass.
- Knocks down flat for storage.
- Optional drop edge can be added to prevent sliding on tabletop.
- 3-Way dividers feature panels with curved design, which create the “Y”-shaped divider.
- 4-Way dividers feature two interlocking panels, which form the four-way “X”-shaped divider.

3-Way Dividers

height		diameter		
in	mm	in	mm	model #
24″	610	36″	914	**BGTD-3Y36**
24″	610	42″	1067	**BGTD-3Y42**
24″	610	48″	1219	**BGTD-3Y48**

4-Way Dividers

height		length		width		
in.	mm	in.	mm	in.	mm	model #
24″	610	48″	1219	48″	1219	**BGTD-2448**
24″	610	60″	1524	60″	1524	**BGTD-2460**
30″	762	48″	1219	48″	1219	**BGTD-3048**
30″	762	60″	1524	60″	1524	**BGTD-3060**

Dividers for Oval or Rectangular Tables

see spec sheet **EG06.03**

FEATURES:

- Panels interlock to create dividers to section off tabletop.
- 7/32″-thick durable plexiglass.
- Knocks down flat for storage.
- Optional drop edge can be added to prevent sliding on tabletop.







description	height		length		width		model #
	in	mm	in	mm	in	mm	
creates 4 sections	24″	610	60″	1524	30″	914	**BGTD-2460-4**
creates 4 sections	24″	610	72″	1829	30″	914	**BGTD-2472-4**
creates 6 sections	24″	610	72″	1829	30″	914	**BGTD-2472-6**
creates 8 sections	24″	610	72″	1829	30″	914	**BGTD-2472-8**
creates 4 sections	30″	914	60″	1524	30″	914	**BGTD-3060-4**
creates 4 sections	30″	762	72″	1829	30″	914	**BGTD-3072-4**
creates 6 sections	30″	762	72″	1829	30″	914	**BGTD-3072-6**
creates 8 sections	30″	762	72″	1829	30″	914	**BGTD-3072-8**

Consult factory for pricing.

Ceiling-Mounted Breath/Safety Shields

see spec sheet **EG06.04**



FEATURES:

- 7/32″-thick durable plexiglass.
- Three (3) 60″-long chains.
- Six (6) “S” hooks.

height in	height mm	length in	length mm	quantity per pack	model #
24″	610	24″	610	1	**BGCM-2424**
24″	610	36″	914	1	**BGCM-2436**
24″	610	48″	1219	1	**BGCM-2448**
30″	762	24″	610	1	**BGCM-3024**
30″	762	36″	914	1	**BGCM-3036**
30″	762	48″	1219	1	**BGCM-3048**

Bolted-On Breath/Safety Shields

see spec sheet **EG06.05**



FEATURES:

- Easily mounts onto front of counter.
- 7/32″-thick durable plexiglass.
- 1″ radius corners.
- Sold in packs of two (2).

height in	height mm	length in	length mm	quantity per pack	model #
30″	762	24″	610	2	**BGBO-3024**
30″	762	36″	914	2	**BGBO-3036**
30″	762	48″	1219	2	**BGBO-3048**
36″	914	24″	610	2	**BGBO-3624**
36″	914	36″	914	2	**BGBO-3636**
36″	914	48″	1219	2	**BGBO-3648**

Clamp-On Breath/Safety Shields

see spec sheet **EG06.06**



FEATURES:

- Shields clamp onto table edge surface.
- 7/32″-thick durable plexiglass.
- Clamp range is 1″ to 1-1/2″ (can be customized).
- Stainless clamps have protective rubber inside to protect table surface.

height in	height mm	length in	length mm	quantity per pack	model #
24″	610	24″	610	1	**BGCM-2424**
24″	610	36″	914	1	**BGCM-2436**
24″	610	48″	1219	1	**BGCM-2448**
30″	762	24″	610	1	**BGCM-3024**
30″	762	36″	914	1	**BGCM-3036**
30″	762	48″	1219	1	**BGCM-3048**

Consult factory for pricing.

100 Industrial Boulevard, Clayton, DE 19938-8903 U.S.A.
Phone: 800-441-8440 or 302-653-3000. Fax: 302-653-2065
http://www.eaglegrp.com

EAGLE GROUP
Profit from the Eagle Advantage®

Divider Wall Extension Shields

see spec sheet **EG06.07**



FEATURES:

- Clamps onto standard cubicle/divider wall to extend protection.
- Clamps provide customizable range to accommodate range of thicknesses.
- 7/32″-thick durable plexiglass.

height		length		quantity	
in	mm	in	mm	per pack	model #
24″	610	24″	610	1	**BGDW-2424**
24″	610	36″	914	1	**BGDW-2436**
24″	610	48″	1219	1	**BGDW-2448**
24″	610	60″	1524	1	**BGDW-2460**
24″	610	72″	1829	1	**BGDW-2472**

Mobile Partitions

see spec sheet **EG06.08**



with access hole



with half screen

FEATURES:

- 7/32″-thick durable plexiglass.
- 1″ stainless steel tubing frame.
- 1-1/2″ stainless tubing base.
- 2″ twin wheel casters.
- Nestable for storage.

description	height		width		model #
	in	mm	in	mm	
full screen, solid	72″	1829	30″	914	**BGMP-3072**
full screen, 2" access hole	72″	1829	30″	914	**BGMP-3072-TT**
half screen	72″	1829	30″	914	**BGMP-3072-TH**

Consult factory for pricing.

NOTES

100 Industrial Boulevard, Clayton, DE 19938-8903 U.S.A.
Phone: 800-441-8440 or 302-653-3000. Fax: 302-653-2065
http://www.eaglegrp.com

EAGLE GROUP
Profit from the Eagle Advantage®

for Tables, Sinks and Dishtables 376-377
for Underbar 378
for Ventilation Hoods. 378

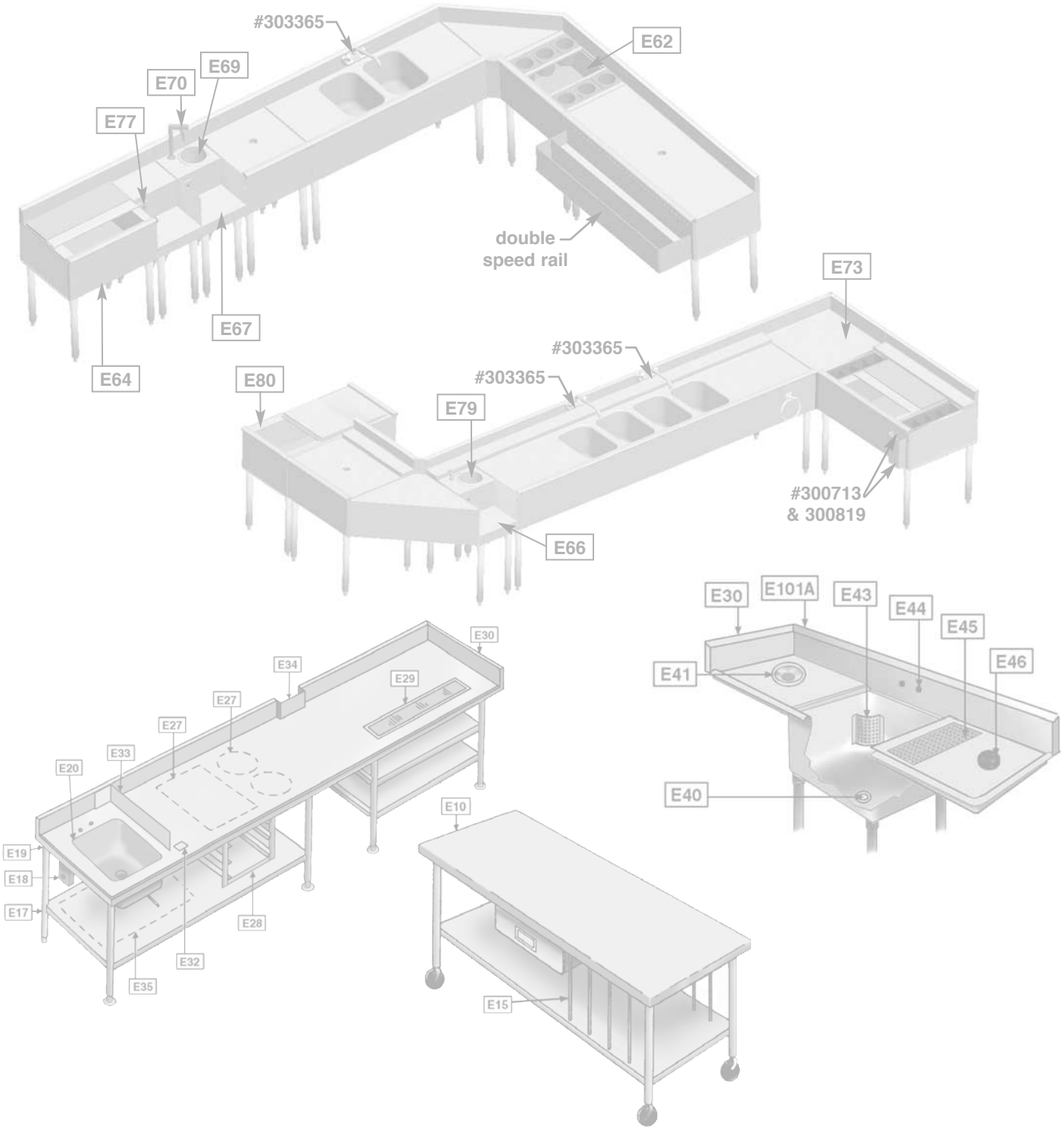

For Tables, Sinks, and Dishtables

Please note: Suffixes are typically indicated by the dash ("-") preceding numbers and/or letters.

model # or suffix	description
TABLE EDGES:	
E10	Square edge table
E11	Counter type marine edge
E12	"V" type marine edge
E13	Bullnose edge
E13A	Inverted roll edge (flour gutter), up to 96″ long
E10A	tray lock–rear edge turned up, then forward
TABLE SPLASH MODIFICATIONS AND OPTIONS:	
-6BS	6″ backsplash
-8BS	8″ backsplash
-10BS	10″ backsplash
-12BS	12″ backsplash
-18BS	18″ backsplash
-PBS	Partial backsplash
-UE	1-1/2″ upturn end
E30	End splash, all heights
E33	Sink splash, single thickness, 4″ high
E39	Enclosed backsplash
E57	Backsplash capping strip, for two tables back-to-back
CORNER GUARD-A	Corner guard, angle type, 2″ x 2″ x 48″ high, stainless
CORNER GUARD-C	Corner guard, channel type, 2″ x 8″ x 48″ high, stainless
TABLE TOP MODIFICATIONS AND OPTIONS:	
E27	Top cutout square or round
E27A	Top cutout and reinforcement, for heavy drop-in equipment (specify model)
E29	Urn Trough w/drain and louvered grate
E32	Can Opener Provision
E34	Column cutout
E37	NSF sprayed-on sound deadening
E37A	Sound deadening over 12 ft. (for ea. additional foot)
606329	Scrap Chute
E108	Field joint, bolted or ready for field welding by others
E112	Mitered corner (backsplash or front edge angled)
606331	Knife rack
E58	Hole in top for electric cord
TABLE BASE MODIFICATIONS AND OPTIONS:	
E15	Vertical Tray Dividers
E17	Special Height Legs
E19	Stainless steel gussets
E28	Angle slides for pans, up to six pairs
E28A	Angle slides for glass racks, up to four pairs
E31	1-1/2″ rear upturn for undershelf
E59	Upgrade 16 ga. 304 stainless steel undershelf
E35	16 ga apron front of sink or cutout
E36	Fully welded
E36A	Welded base only
DRAWER MODIFICATIONS AND OPTIONS:	
-L	Lock assembly
E84	Hasp for padlock
NTD3I	Three Drawers integral to table

model # or suffix	description
TABLE CASTERS AND FEET:	
300698	Casters 4″ with brake
300699	Casters 4″ without brake
317635	Casters 5″ with brake
317636	Casters 5″ without brake
313835	Flanged bullet foot, stainless steel
300692	Bullet foot, stainless steel
301036	Bullet foot, white metal
300293	Bullet foot, plastic
ELECTRIC & PLUMBING MODIFICATIONS AND OPTIONS:	
E18*	Duplex receptacle & mounting plate (under table)
E18.1*	Duplex receptacle in splash (requires at least 6″-high backsplash)
E18.2*	Pedestal duplex receptacle (top of table or overshelf)
ENCLOSED BASE CABINET MODIFICATIONS AND OPTIONS:	
E85	Removable access panel in front
E27B	Cutout in cabinet back or undershelf for plumbing
E86	Provision for undercounter equipment
E87	Tubular Tray Slide w/dropdown s/s brackets
E88	Solid Tray Slide w/dropdown s/s brackets
E89	Modify enclosed base table to 36″ wide
-L	Lock assembly for door
OVERSHELF MODIFICATIONS AND OPTIONS:	
E90	Bullnose all sides shelf - no charge
-HLB	heat lamp brackets
E38-6 **	Cantilever mount up to 6', add to wall shelf price
E38-12 **	Cantilever mount up to 12', add to wall shelf price
E91	pair L brackets for adding overshelf
E92	Microwave extension
SINK WELDMENTS, MODIFICATIONS AND OPTIONS:	
E20A	10″ x 14″ x 5″ sink
E20	10″ x 14″ x 9.5″ Bowl
E21	14″ x 16″ x 9.5″ Bowl
E22	16″ x 20″ x 8″ Bowl
E23	16″ x 20″ x 14″ Bowl
E24	18″ x 20″ x 14″ Bowl
E24A	20″ x 20″ x 14″ Bowl
E25	24″ x 24″ x 14″ Bowl
313304	T&S faucet upgrade
E93	Glass Filler with faucet, trough and grate, installed
E94	Glass Filler only, no trough, installed
E95	Ice Bin and fill faucet with trough and grate, installed
FAUCETS AND ACCESSORIES:	
313918	Faucet, std. splash-mounted, 8″L, 8″o.c.
300716	Faucet, std. splash-mounted, 12″L, 8″o.c.
300804	Faucet, std. splash-mounted, 14″L, 8″o.c.
313919	Faucet, std. splash-mounted, 16″L, 8″o.c.
313920	Faucet, T&S splash-mounted, 8″L, 8″o.c.
340380	Faucet, T&S splash-mounted, 10″L, 8″o.c.
313293	Faucet, T&S splash-mounted, 12″L, 8″o.c.
313294	Faucet, T&S splash-mounted, 14″L, 8″o.c.

* - for GFI receptacle, add "**-GFI**" to E number (example: E18.1**-GFI**) and $52 to list price.

** - applicable to wall mount shelves and pot racks

100 Industrial Boulevard, Clayton, DE 19938-8903 U.S.A.
Phone: 800-441-8440 or 302-653-3000. Fax: 302-653-2065
http://www.eaglegrp.com

EAGLE GROUP
Profit from the Eagle Advantage®

For Tables, Sinks, and Dishtables (continued)

Please note: Suffixes are typically indicated by the dash ("-") preceding numbers and/or letters.

model # or suffix	description
PRERINSE FAUCETS AND ACCESSORIES:	
300719	Prerinse Faucet, standard, splash-mounted 8″o.c.
300718	Prerinse Faucet, standard, deck-mounted
301189	Prerinse Faucet 12″ Add-on Spout
301190	Prerinse Wall Bracket, standard
313116	Prerinse Hose, 36″L, standard
313323	Prerinse Spray Valve, standard
313296	Prerinse Faucet, T&S splash-mounted 8″o.c.
313295	Prerinse Faucet, T&S deck-mounted
313297	Prerinse 12″ Add-on Faucet
DRAINS AND ACCESSORIES:	
300720	Lever drains, 1.5″
300721	Lever drains, 2″
300722	Lever drains, 2″ with overflow
341189	Twist handle drains, 1.5″
336002	Twist handle drains, 2″
341190	Twist handle drains, 2″ with overflow
-TB	Twist drain handle bracket
313834	Backflow Preventer
300789	P-Trap, Nickel Plated
300791	Tail Piece
313832	Anti-Siphon Vacuum Breaker
300287	Crumb Cup Strainer
SINK COVERS / CUTTING BOARDS:	
313207	Polyboard, 10″ x 14″
351584	Polyboard, 16″ x 20″
335377	Polyboard, 18″ x 20″
326267	Polyboard, 20″ x 20″
313204	Polyboard, 22″ x 22″
326268	Polyboard, 18″ x 24″
313205	Polyboard, 24″ x 24″
326269	Polyboard, 20″ x 28″
321555	Stainless steel, 10″ x 14″
351585	Stainless steel, 16″ x 20″
346175	Stainless steel, 18″ x 20″
305428	Stainless steel, 20″ x 20″
321557	Stainless steel, 22″ x 22″
326270	Stainless steel, 18″ x 24″
321558	Stainless steel, 24″ x 24″
326271	Stainless steel, 20″ x 28″
SINK SPLASH MODIFICATIONS AND OPTIONS:	
E101A	Turn down backsplash (with z-clips)
E30	End splash - per end, all heights
E44	Faucet Hole Revision (adding or moving)
E46	Scrap Block Installed (Rubber)
E48	Stainless steel apron to cover sink bowls (2 or 3)
E48A	additional compartments over 3
E52	High backsplash up to 13″
E53	High backsplash up to 18″
E56	Overflow Holes
SINK DRAINBOARD MODIFICATIONS AND OPTIONS:	
E41A	Disposal provision package, cone
E45	Drain trough installed in drainboard or dishtable
E49	Undershelf under drainboard 24″ long
E49A	additional charge over 24″ long
E51	Optional size drainboard
E55	Drainboard corner turn
SINK COMPARTMENT MODIFICATIONS AND OPTIONS:	
E40	Provision for sink heater
E41	Disposal provision package, collar
E41B	Provision for scrap collector and troughveyor

model # or suffix	description
SINK COMPARTMENT MODIFICATIONS AND OPTIONS (continued):	
E43	Stand pipe w/corner guard
E47	Sink cover holder, upper/lower track (for s/s or poly)
E50	Provision for water pump
SINK BASE MODIFICATIONS AND OPTIONS:	
E54	Working height revision
E36	Fully welded
E36A	Welded base
E108	Field joint, bolted or ready for field welding by others
E96	Control Panel Bracket 6x9
E96A	Control Panel Bracket 9x12
300692	Bullet feet, stainless steel
313835	Flanged bullet feet, stainless steel
311772	Legs and crossbrace assembly
DISHTABLE BACKSPLASH MODIFICATIONS AND OPTIONS:	
E101	Splash 10″ per linear ft. (dishtable only)
E101A	Turn down backsplash (with z-clips)
E30	End splash - per end, all heights
DISHTABLE TOP MODIFICATIONS AND OPTIONS:	
E100	Additional length NSF Construction
E102	Pass-thru shelf max. 12″ up to 3 lin. ft.
E102A	additional over 36″ for pass-thru shelf
E106	Rack guide curved 2x1/4 s/s flat bar (requires E112)
E107	Corner turn 90 degrees
E108	Field joint, bolted or ready for field welding by others
E109	Cutout for pipes, columns
E112	Mitered Corner
E119	Landing shelf 12″W integral with top
E120	Limit switch
E97	Provision for side loader
E98	Modify for custom machine opening
DTRA-24	Table setup for PVC Rollers
DISHTABLE SCRAPPING MODIFICATIONS AND OPTIONS:	
E115	Scrapping Trough 6″x4″ deep—up to 60″
E115A	additional over 60″
E115B	Mitered angle in scrapping trough
E116	Scrap Block installed (Rubber)
300691	Replacement rubber scrap block
DISHTABLE SINK WELDMENT MODIFICATIONS AND OPTIONS:	
E105	Prerinse sink 20″ x 20″ x 5″
E105A	for each additional 2″ in depth
E110	Sink 24″ x 26 1/2″ x 14″
E117	Soak sink 16″ x 20″ x 13 1/2″
E122	Faucet Holes
E20A	10″ x 14″ x 5″ sink
E20	10″ x 14″ x 9.5″ sink
E24A	20″ x 20″ x 14″ sink bowl
DISHTABLE BASE MODIFICATIONS AND OPTIONS:	
E111	Undershelving stainless steel, per linear foot
E113	Brackets for booster heater, installation only, brackets by others
E118	Crossbracing left-to-right, stainless steel
DISHTABLE RACK SHELF MODIFICATIONS AND OPTIONS:	
E103	Rack shelf, back splash mounted
E104	Drain, bleeder type
E-DRS60	Tubular rack unit, 60″ long, with shelf
E-DRS60-NS	Tubular rack unit, 60″ long, no shelf
E-DRS96	Tubular rack unit, 96″ long, with shelf
E-DRS96-NS	Tubular rack unit, 96″ long, no shelf

For Underbar

model #	description
E60	Workboards (minimum 4′ 0″) per linear foot
	Sinks:
E61	- hand sink 10″ x 14″ x 5″ w/drain faucet
E61A	- sink bowl 10″ x 14″ x 9½″ w/drain, faucet & overflow
E61B	- sink bowl 12″ x 14″ x 9½″ w/drain, faucet & overflow
	Cocktail units 15½″ x 19¾″ bowls:
E62	- 24″ unit, 6 bottle wells, inside liner, no cover
E62A	- 36″ unit, 8 bottle wells, outside liner, sliding s/s cover
E63	Ice chest 15½″ x 19¾″ x 8″ deep
E64	Ice chest w/sliding s/s cover 15½″ x 19¾″ x 8″ deep
E65	Higher backsplash up to 9″ high per linear foot
	Blender step unit w/liquid waste chute, faucet, electrical outlet:
E66	- 12″ wide single station
E66A	- 14″ wide double station
E67	Blender recess 12″ *(305mm)* wide with electrical GFCI outlets
E68	Open waste chute installed
E69	Liquid waste chute installed
E70	Glass filler
E71	Cutout in back (2200 Series only)
E72	End splash per end
E73	"L" shape corner welded per corner (except sink bowls)
E74	Pass-thru
E75	Blender shelf 12″ *(305mm)* wide, removable hook-on type

model #	description
300712	Towel bar, 24″ *(610mm)*-long, stainless steel - shipped loose
300670	Sliding s/s ice cover for 15½″ x 19¾″ bowl (non NSF)
300325	Rack for round bottle wells
300491	Bottle holder, individual
300805	Bottle holder trays (not installed) hold 4 bottles each
326636	Poly cutting board 15″ x 15″ x ½″ (not attached) poly-plastic
303365	Faucet - 10″ spout, splash mount
E76	Divider for ice chest (removable), installed at factory
300713	Bottle opener and
300819	Cap catcher (not attached)
E77	Duplex GFCI receptacle, installed
359032	Post-mix cold plate for 15½″ x 19¾″ bowl, 7-circuit, sealed-in (NSF)
E78	Glass rack storage, holds (2) 20″ x 20″ racks
E79	Dipperwell with faucet
	Pass-thru ice chests:
E80	- 18″ x 36″ x 8″
E80A	- 24″ x 36″ x 8″
E81	Stainless steel leg, each
300293	Plastic bullet foot, each
E83	NSF sprayed-on sound deadening, up to 12′ *(3658mm)* length
	Modular Angle Fillers and Corner Drainboards—front and rear sections (see page 293 for models)
	Double speed rail (see page 296 for models)

For Ventilation Hoods

model #	description
E150	3″ Air Space - on front side of unit
E151	3″ Air Space - on left side of unit
E152	3″ Air Space - on right side of unit
E153	Insulated Back - on front side of unit
E154	Insulated Back - on back side of unit
E155	Insulated Back - on left side of unit
E156	Insulated Back - on right side of unit
E157	Stainless Steel Furring Channel - on front side of unit
E158	Stainless Steel Furring Channel - on back side of unit
E159	Stainless Steel Furring Channel - on left side of unit
E160	Stainless Steel Furring Channel - on right side of unit
E161	Stainless Steel Trim Strips - on front side of unit
E162	Stainless Steel Trim Strips - on back side of unit
E163	Stainless Steel Trim Strips - on left side of unit

model #	description
E164	Stainless Steel Trim Strips - on right side of unit
E165	Extra Collars -exhaust collar
E166	Extra Collars - supply collar
E167	Extra Supply Fire Damper
E168	Filter Frames
E169	Light Switch
E170	Extra Bullet Lights
E174	Enclosure Panels
E175	Insulated Make-Up Air Plenum
361269	Add'l Mounting Channel
331677	Extra Grease Cups
332493	Extra Grease Filters - aluminum
332494	Extra Grease Filters - steel

100 Industrial Boulevard, Clayton, DE 19938-8903 U.S.A.
Phone: 800-441-8440 or 302-653-3000. Fax: 302-653-2065
http://www.eaglegrp.com

EAGLE GROUP
Profit from the Eagle Advantage®

SpecFAB® Custom Fabrications

Chef's Counter 386
Custom Refrigeration 386
Elite Series Counters 385
Merchandising Solutions 383
Ozone Prep Station.....385
Premium Modular Counters 385
Shelf Select™ 382
Spec-Bar Select™.....381
Sport Complex Project Management 384
The SpecFAB® Division.....380
Uni-Wall® Concession Counters 384



CUSTOM GRAPHICS AVAILABLE!!

Laser-Cutting and Custom Decal Services!

Put YOUR LOGO here.
(laser-cut shown)

Laser-Cutting…

- Offers a "high-tech" look.
- Creates smooth curves along text/artwork.
- Choose from various plastic laminates, woods, stainless steel, designer aluminum, magnetic sheets…more.

(custom decal for Smyrna High School, Smyrna, DE)

Decals…

- Industrial-strength, factory-applied, yet more economical.
- Image is printed on vinyl material with adhesive backing.

Eagle provides a 3D rendering of your logo or design prior to production.

EAGLE™
SpecFAB Division
Quality Stainless & Millwork Fabrication

EAGLE SpecFAB Division
Quality Stainless & Millwork Fabrication

EAGLE GROUP's SpecFAB® Division fills the gap between standard equipment and high-cost, highly customized equipment. Depending on the custom need, configurations can be designed from pre-fab pieces by using existing components, or designed completely from scratch to match exacting consultant and architect's plans and details. This flexibility means custom equipment can be delivered faster and at a lower cost directly to the job site.

Frequently Asked Questions about Project Quotations:

How do I request a Quote?

- Standard or modified product using listed 'E' numbers from the catalog:
  - Email requests to the Customer Service Representative for your geographical area or *custserv@eaglegrp.com*
  - Telephone (800) 441-8440 and ask for the Customer Service Representative for your city and state.
  - Fax (302) 653-2065
  - Eagle Group, ATTN: Customer Service, I00 Industrial Blvd., Clayton, DE 19938
- Custom products not found in the catalog:
  - Email requests to *quotes@eaglegrp.com*
  - Fax (302) 653-2065
  - Eagle Group, ATTN: Project Quotations, I00 Industrial Blvd., Clayton, DE 19938

What to include with your request?

- Your Name and Dealer Name
- Job or Project Name
- Required Date for Quote
- Bid Date for Project
- Projected Installation Date and Timeline
- Consultant Name when Applicable
- Plans and Specs related to the Project
- Special Considerations

How long will it take to process my request for a custom quote?

- Typical lead time of 72 hours for most new incoming projects.
- Large scale projects will carry longer lead times. Please be sure to communicate required bid dates.

How can I find out the status of my custom quote request?

- Customer Service - The Customer Service representative for your area can access information regarding the status of your request via email or call (800) 441-8440.
- SpecFAB® Customer Service.
- SpecFAB® Quote Coordinator - call (800) 441-8440 and ask for the Quote Coordinator.
- Outgoing email signatures for quotes sent from SpecFAB® highlight the primary points of contact.

Frequently Asked Questions about Project Submittals:

How do I get a Submittal Drawing?

- Submit a purchase order for the project with plans and specifications if not previously provided to the Quotations Department.
- Provide a letter of intent for the project.
- Request quote drawings via *quotes@eaglegrp.com*.
- Shelf Select™ and SpecBAR Select™ requests through *quotes@eaglegrp.com*.

How long will it take to receive drawings?

- Typical requests for drawings are addressed within 72-hours.
- Large scale projects will carry longer lead times. Please be sure to communicate required bid dates.
- To contact Project Submittals regarding your drawings, contact the Submittals Manager, Bruce Moffett at *bmoffett@eaglegrp.com* or (800) 441-8440, ext. 3158.
- Outgoing email signatures for drawings sent from SpecFAB® highlight the primary points of contact.

100 Industrial Boulevard, Clayton, DE 19938-8903 U.S.A.
Phone: 800-441-8440 or 302-653-3000. Fax: 302-653-2065
http://www.eaglegrp.com

Spec-Bar Select™

A No-Cost Design & Layout Service for Bar Equipment.

by EAGLE SpecFAB Division
Quality Stainless & Millwork Fabrication

Provide Us With:

- Scaled floor plan.
- Required number of service stations.
- Any additional specific or pertinent working requirements.

And We'll Provide You With:

- ***Plan View***
  Underbar equipment layout makes the most efficient utilization of your space available.
- ***Elevation View****
  Illustrates the proposed equipment assembled in the available space.
- ***Quote****
  Includes model numbers, net prices and shipping weights for all components in specified job.

* Will be provided after plan view is approved.

Spec-Bar® is available in numerous colors and patterns, along with high profile hardwoods and composites to fit the decor of any room or theme.

For more information about Spec-Bar Select™, request Spec-Bar Select™ service announcement **EG8202**

Simply

Email: quotes@eaglegrp.com
Fax: 302-653-2065

in your request and our trained staff will begin planning, layout and quotation upon receipt.

A completed Spec-Bar Select™ custom layout and quotation will be mailed, emailed or faxed back to you within 48 hours.

PLAN VIEW

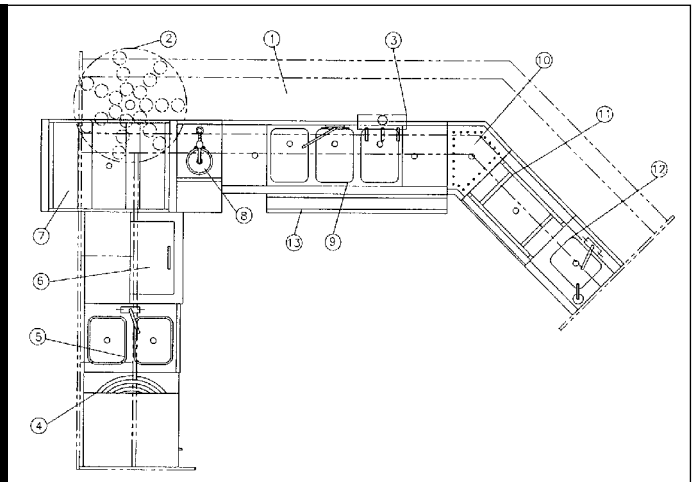

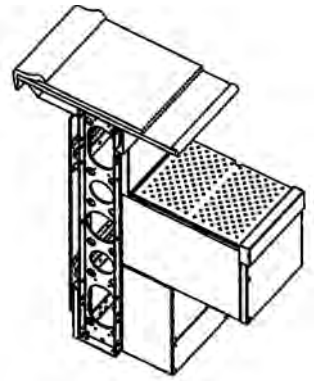

Isometric view of modular bar die showing cantilever Spec-Bar® equipment with optional pedestal base.

ISOMETRIC VIEW



FINAL OUTCOME!

Shelf Select™

A No-Cost Design & Layout Service for Shelving Products.

by EAGLE SpecFAB Division
Quality Stainless & Millwork Fabrication

Typical Shelf Select™ applications include walk-in coolers and freezers; dry storage areas; supermarkets; and department stores.

Provide Us With:

- Dimensions of a storage space available.
- Number of shelves per unit.
- Post heights.
- Indicate stationary, mobile or high density shelving.
- Any additional specific or pertinent storage requirements.

And We'll Provide You With:

- ***Plan View***
  Shelving system layout makes the most efficient utilization of your space available.
- ***Perspective View****
  Illustrates the proposed equipment assembled in the available space. A great tool for presentation which reduces field assembly time when provided to your installer.
- ***Quote****
  Includes model numbers, net prices and shipping weights for all components in specified job.

* Will be provided after plan view is approved.

For more information about Shelf Select™, request Shelf Select™ service announcement **EG8027**

Simply

Email: quotes@eaglegrp.com

Fax: 302-653-2065

in your order and our trained staff will begin planning, layout and quotation upon receipt.

A completed Shelf Select™ custom layout and quotation will be mailed, emailed or faxed back to you within 48 hours.

PLAN VIEW

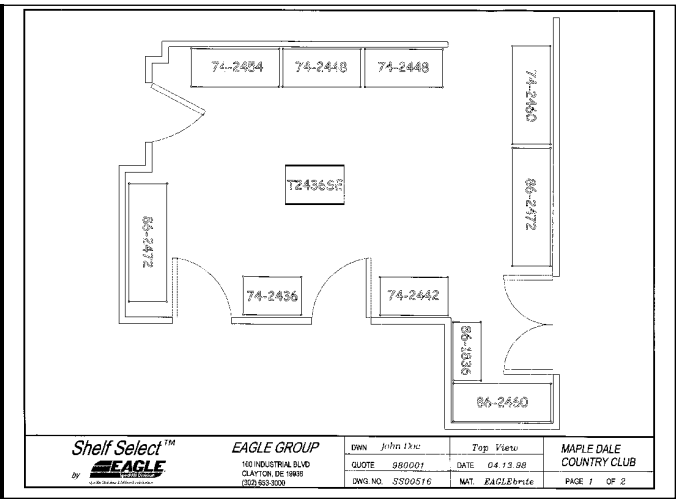

PERSPECTIVE VIEW

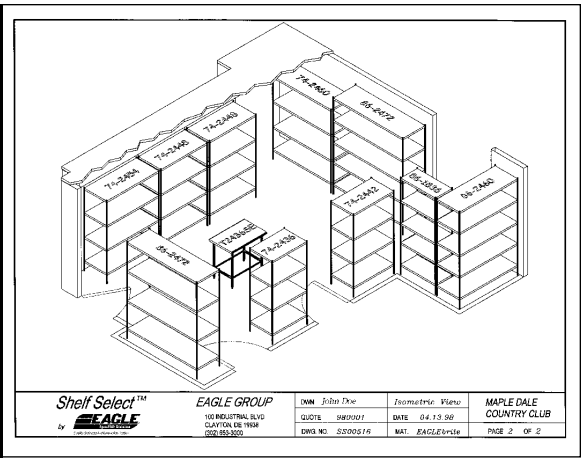



FINAL OUTCOME!

100 Industrial Boulevard, Clayton, DE 19938-8903 U.S.A.
Phone: 800-441-8440 or 302-653-3000. Fax: 302-653-2065
http://www.eaglegrp.com

EAGLE GROUP
Profit from the Eagle Advantage®

Merchandising Solutions

Using a combination of millwork, refrigeration and stainless steel

by EAGLE SpecFAB Division
Quality Stainless & Millwork Fabrication

We Make it Easy for You

First – we did our homework so you don't have to. With more NSF and UL approvals than any other equipment manufacturer in the field, we make sure our equipment meets or exceeds industry standards and is manufactured with health and safety codes in mind.

Second – the process of submitting a quote has been streamlined to ensure the process is as quick and efficient for our customers as well as our SpecFAB® team. The process starts by a phone call or an e-mail sent to quotes@eaglegrp.com.

Third – prompt, efficient delivery. We do our best to ship your counters and bars fully assembled and crated. We work with manufacturing schedules to meet stringent deadlines and offer on-site installation services.



You will speak directly with people, not voice mail. Real-time access to the status of your order, instantaneous direct order entry, and order processing are available at the time of your call. Real-time access, whether it is about inventories, manufacturing schedule, shipping status, or delivery date.

Product details start as an idea.... ideas that we build on. Using the latest computerized tools, our Design Engineering team takes these ideas to reality in a way that ensures they'll work best for our customer and can be manufactured to the highest standards at competitive prices.

Depending on our customer's needs, we can build custom configurations from scratch, or we can design superior modular components using our standard product offering with modifications and options.

Cold Foods • Salad Bars • Soup Stations • Olive Bars • Hot Foods • Beverage Bars

NSF c UL us

Simply

Email: quotes@eaglegrp.com

Fax: 302-653-2065

in your request and our trained staff will begin planning, layout and quotation upon receipt.



Sport Complex Project Management

From project planning to closeout, you and our project management team will develop the project objectives and define the scope insuring your project is ***measured by results, not just dates.***





Our sports complex resumé ranges from local neighborhood parks to the most current professional sports facilities. We provide this service for all EAGLE GROUP products from our standard catalog items to custom fabricated equipment, and include everything in one integrated package!

Uni-Wall® Concession Counters (NSF)

see product announcement **EG8131**





concession counter with tubular base rear support and open front exposing chase



concession counter stainless steel front panels - middle panel removed to expose electrical, plumbing and beverage lines

FEATURES:

- Utilizes 12 gauge galvanized Uni-Wall® stud framing assembly with utility and beverage line chase.
- Available in random lengths.

FINISHES AVAILABLE:

- Top is offered in the following finishes:
  - 14 gauge type 304 stainless steel.
  - Plastic laminate of your choice.
  - A variety of Corian® decorative patterns.
  - Elegant hardwood tones.
- Front Panels are offered in the following finishes:
  - Stainless steel.
  - Plastic laminate of your choice.
  - Elegant hardwood tones.

REAR SUPPORT CONFIGURATIONS AVAILABLE:

- 1⅝″ *(41mm)* diameter stainless steel tubular base.
- Heavy gauge stainless steel cabinet.
- Wire shelving featuring patented QuadTruss® design or heavy gauge solid shelving.





Aloha High School - Beaverton, Oregon

Each section of the Uni-Wall® is skidded before it is shipped from the factory. Each unit arrives with the necessary electrical lines run, plumbing in place and the beverage chase accessible and ready for immediate placement and hook-up when specified.

100 Industrial Boulevard, Clayton, DE 19938-8903 U.S.A.
Phone: 800-441-8440 or 302-653-3000. Fax: 302-653-2065
http://www.eaglegrp.com

EAGLE GROUP
Profit from the Eagle Advantage®

Elite Series Counters

see product announcement **EG8116**



A new innovative way to design and build counters! The look of the counter is only limited by your imagination. The Elite Series of counters is all about the 'look' and 'functionality'. The customer can utilize many different tops, front panel material, tray slides, buy-out equipment etc. to attain just the look you want.

Heavy gauge stainless steel construction, with curb style base constructed of 16 gauge type 304 stainless steel. Solid top is offered in stainless steel or stainless steel swirl finish. Exterior Panels—available with graphics—are offered in plastic laminates, natural woods, stainless steel, powder-coated, and brushed aluminum. Tray slides with inverted "V" stainless steel are available with square or round tubing. Choice of storage solutions include drawers, work shelves, plate shelves, and cabinets.

Ozone Prep Station

see product announcement **EG8117**

This unique prep station allows for designs to optimize the available space in all types of kitchens. All components can be brought together to combine all kinds of food prep within the area. All the different cutting boards are within reach. Ease of cleaning systems allows for quick changes between food products. Convenient positioning of refrigeration, close sorting of cut products, along with convenient disposal of waste products and thorough cleaning system, allows for smooth transition between products with minimal interruption between finishing one job, cleaning up, and being ready for the next ingredient.



Premium Modular Counters - PMC

see product announcement **EG8118**



Premium Modular Counters afford the user complete flexibility. Sectional frame work allows for free standing equipment to be added or replaced as needed based on changing menu's, or repair issues without using tools. Roll-out the old and roll in the new.

Features include heavy gauge type 304 stainless steel top, stainless steel end panels, 4″ *(102mm)* wide stainless steel partitions. Stationary and portable units available.

SpecFAB® Refrigeration

see product announcement **EG8119**



Engineered and designed to be an integral part of custom fabricated chef's counters or serving counters.

One-, two-, and three-door models feature self-contained or remote refrigeration, stainless steel flat top, sandwich style, or raised rail style refrigerator. Top and front exterior constructed of heavy gauge type 304 stainless steel. Door openings are finished with ABS breaker strips. Mullion, back, and top mount evaporator coils with digital thermostatic control. 2″ *(51mm)* thick foamed-in-place urethane insulation throughout.

Raised rail units come sized to fit six-1/6 pans through thirty-1/6 hotel pans. Pan ledge is recessed 2″ and will hold 6″ *(152mm)* deep pans *(pans not provided)*, full width NSF cutting board and stainless steel hinged night cover.

Sandwich style units come with one 12″ x 20″ *(305 x 508mm)* opening per section with recessed pan ledge to hold 6″ *(152mm)* deep pans *(pans not provided)*, full width NSF cutting board and stainless steel hinged night cover. Stainless steel hinged compressor access panel.

Chef's Counter

see product announcement **EG8123**

Standard components used to create a system customized to meet your needs!

by EAGLE SpecFAB Division
Quality Stainless & Millwork Fabrication



Designed by EAGLE's SpecFAB® Division, these units are engineered to provide custom configurations using pre-engineered modular components.

Among the many modular design options are open based cabinets, closed base cabinets featuring either hinged or sliding doors as well as cabinets that accept hot well and refrigerated drop-ins. Refrigerated undercounter storage and drawers can also be accommodated in all modular designs.

Island units are designed with chef and server pick-up sides at different heights. This design not only increases worker efficiency but also incorporates a unique tray-lock feature to prevent accidents and spills. If desired, the server side can also accommodate an 18″ *(457mm)* wide wire shelving unit positioned below the tray pick up surface. Choose from either stationary or mobile design options, depending on needs.

100 Industrial Boulevard, Clayton, DE 19938-8903 U.S.A.
Phone: 800-441-8440 or 302-653-3000. Fax: 302-653-2065
http://www.eaglegrp.com

- Standard Terms and Conditions of Sale - Effective January 2025

These terms and conditions, as may be modified by Metal Masters Foodservice Equipment Co., Inc. d/b/a Eagle Group's ("Eagle") sales quotation or proposal, and all documents incorporated by specific reference therein are the complete agreement ("Agreement") governing the sale of goods ("Goods") by Eagle to the customer ("Customer"). Customer's placement of an order manifests Customer's assent to this Agreement. This Agreement shall govern in the event of a conflict between this Agreement and any purchase order or other document from the Customer. This Agreement shall not be modified without a writing signed by Eagle and Customer.

PRICES

All merchandise will be billed at our current published list prices in effect at the time of shipment. Freight charges are in addition to merchandise charges unless shipped freight collect or freight prepaid at customer expense. Any sales tax or export fee Eagle must collect will be added to the Customer's invoice. Order consolidation is available for an additional charge.

PERFORMANCE

All shipping dates are approximate. Eagle is not responsible for any delays in processing, production, or shipping. Fulfillment is always subject to the availability of material and to conditions affecting shipment that are beyond our control. Eagle shall not be held liable for any delay.

SHORTAGE

All claims for shortage must be brought to our attention within five (5) business days from the date merchandise is received. Failure to notify Eagle Group of any shortage within five (5) business days of receipt shall result in a waiver of any claim of a shortage. Please be certain that you receive the number of packages signed for. A clear delivery ticket constitutes shipment was delivered without shortage and releases Eagle from liability.

CANCELLATIONS

Cancellations are not accepted on orders in transit, custom items, and electro-polished items. Standard orders that are canceled in production will be subject to up to a 30% cancellation charge.

RETURNS

Custom, modified standard equipment, and electro-polished items are non-returnable.

Authorization Policy for Standard Returns:

- ✔ $75.00 minimum on merchandise returns exclusive of freight.
- ✔ Written approval from Eagle's Customer Service is mandatory on all returns.
- ✔ Return authorization must be requested within 60 days from the date of shipment.
- ✔ Authorized return shipments, in which merchandise is not defective and orders have been properly filled, must be shipped prepaid and properly packaged in original Eagle Group packaging to prevent merchandise damage.
- ✔ Each return authorization number must be written on the outside of each carton returned to Eagle.
- ✔ No credits will be processed for a return until we have confirmation that the item has been received, has been inspected, and is confirmed that the item is in unused, new, and sellable condition. All items returned without proper authorization will not be credited and Eagle Group will not be responsible for shipping costs associated with the attempted return.

Restocking:

- ✔ Restocking and equipment repair fees for merchandise damaged during return shipment to Eagle will be withheld from the issued credit.
- ✔ Returns of made-to-stock merchandise are subject to a 30% restocking fee.
- ✔ Returns of standard made-to-order merchandise are subject to a 50% restocking fee.
- ✔ Returns of Cool Trough® Water Tempering System floor troughs (Models beginning with ASWT and WT) are subject to a 100% restocking fee.
- ✔ The minimum restocking fee on merchandise returns shall be $75.00.

CUSTOM ORDERS & DRAWINGS

Custom orders require submittal drawings for customer approval prior to the start of fabrication. All prints and drawings submitted with orders are accepted as final approval in the custom order process. Errors that arise due to incorrect submittals are the responsibility of the customer. If an order is canceled after drawings are provided by Eagle, a drawing fee equal to 10% of the custom item's net value will apply. Orders for custom work already in production are not permitted to be canceled.

DAMAGES

EAGLE's responsibility ceases immediately upon our retaining receipt of pickup from our dock by the transportation company. Therefore, all liability passes to the customer at our loading dock (FOB Origin), regardless of who pays the carrier, except in the rare case that we deliver using our truck (not a common carrier). If a container shows rough handling, do not give the carrier a clear delivery receipt and inspect the merchandise immediately or refuse the piece(s) of damaged merchandise. Note the damage on the delivery receipt/bill of lading while the driver is there. If you sign your name on the freight bill without noting any damages, then you are stating you have received your order/shipment in acceptable condition. Upon finding damage while unpacking the product, call the carrier without further unpackaging, ask for an inspection, and follow-through by filing a claim with the carrier immediately. Concealed damage claims must be reported in writing to the carrier within five (5) business days of receipt.

ORDER APPROVAL

All orders are subject to final approval by Eagle's home office. Acceptance and/or performance shall be at all times subject to the approval of Eagle's Credit Department. A deposit may be required on larger orders, the amount of the deposit is to be determined at Eagle's sole discretion based on payment history and D&B reports. Minimum order of $50.00 net after any credits required. Shipping cost is not included towards the minimum order.

- MONETARY VALUES ARE BASED ON U.S. CURRENCY. -

- Standard Terms and Conditions of Sale - Effective January 2025

These terms and conditions, as may be modified by Metal Masters Foodservice Equipment Co., Inc. d/b/a Eagle Group's ("Eagle") sales quotation or proposal, and all documents incorporated by specific reference therein are the complete agreement ("Agreement") governing the sale of goods ("Goods") by Eagle to the customer ("Customer"). Customer's placement of an order manifests Customer's assent to this Agreement. This Agreement shall govern in the event of a conflict between this Agreement and any purchase order or other document from the Customer. This Agreement shall not be modified without a writing signed by Eagle and Customer.

TERMS

- ✔ Discount and discount dates are clearly marked at the bottom of each invoice should you be entitled to any discount, subject to the current status of your account. If any payment owed to Eagle is not paid when due, it shall bear interest at 1.5% per month, from the date on which it is due, until it is paid. Eagle shall have the right, among other remedies, in the event of delinquency to suspend further performance under this Agreement and/or other agreements with Customer. The customer shall be liable for all expenses, including attorneys' fees, relating to the collection of past due amounts.
- ✔ Credit memos expire one year from date of issuance, hold no cash value and cannot be redeemed or refunded for cash unless previously agreed upon by both parties.
- ✔ Sales Tax - Customers claiming sales tax exemptoin must provide a valid and up-to-date exemption certificate at the time of purchase. Once an order has been invoiced, customers are liable for any tax incurred, and Eagle Group will not issue credits or allowances.

UPS/FEDEX

All UPS and FedEx shipments will be charged a minimum shipping fee of $25.00.

FOB/FREIGHT

All orders ship FOB Origin unless otherwise specified. All orders shipped prepaid/add will receive an administrative surcharge added to the freight charge.

Freight rates are based on standard dock to dock shipments via Eagle's preferred carriers. Guaranteed delivery, expedited freight, and dedicated shipments are all subject to additional charges. Eagle is not responsible for any unauthorized accessorial charges including but not limited to lift gate, re-delivery, advance notification, limited access, residential, inside delivery, diversion miles, etc. All unauthorized accessorial charges will be billed back to the Customer. These charges will be applied after shipment in the form of a separate invoice. The customer is responsible for arranging and all costs associated with overweight, over height, and overwidth shipments and any logistical obligations such as permits and transportation escorts. Eagle reserves the right to make partial shipments and to segregate special orders and made-to-order Goods. Estimated shipping dimensions and weights serve as a guide only. The customer's shipping documents will include freight charges based on class.

ASSIGNMENT

Customer shall not assign its rights or duties hereunder without the prior written consent of Eagle. The rights and obligations of Eagle under this Agreement shall inure to the benefit of the successors, affiliates, and assigns of Eagle.

PATENTS AND COPYRIGHTS

In the event Eagle sells Customer an item infringing any valid U.S. patent or copyright and the use of such Goods is enjoined, Eagle shall have the right at its option and expense to: (i) procure for Customer the right to continue using such Goods; or (ii) replace them with non-infringing Goods; or (iii) modify same to become non-infringing; or (iv) grant Customer a credit for the depreciated value of such Goods and accept return of them. Any additional remedy is waived by the customer.

Eagle's (and its affiliates') name, logo, designs, drawings, trademarks, and other intellectual property remains the property of Eagle and may not be disclosed, reproduced, or used without its prior written consent.

USE OF GOODS

Customer shall not use any Goods for an unlawful purpose.

JURISDICTION

This Agreement shall be construed in accordance with the laws of the State of Delaware without regard to conflicts of laws. The parties hereto each irrevocably consent to the exclusive jurisdiction of the State courts of the State of Delaware for the resolution of any dispute hereunder and waive removal to Federal Court. This Agreement shall be deemed to be performed in Delaware. Customer specifically agrees to accept service of process by hand-delivery or Certified Mail even if same is not effectuated upon Customer within the territorial jurisdiction of the State of Delaware.

THIRD PARTY OFFERS

EAGLE Group only will honor pricing on proposals submitted by Eagle Group. No third-party pricing offers shall be valid.

CONTROLLING LAW

This Agreement is made under and shall be governed by, construed, and enforced in accordance with, the laws of Delaware without regard to conflicts of law principles.

EXCLUSIVE JURISDICTION

The parties consent to the exclusive jurisdiction of the courts of Delaware and/or the United States District Court for the District of Delaware in any action between the parties arising out of this and Agreement.

LIMITED WARRANTY

Eagle Group warrants only that goods supplied hereunder manufactured by Eagle Group will be free from defects in material and workmanship at the time they leave our factory and are fit only for the purposes intended and no other use or purpose. Remedies in the event of a breach or default by Eagle Group of any kind, including but not limited to the foregoing, arising or not arising under this Agreement, are limited to the cost of goods sold, exclusive of shipping charges. Eagle Group makes no implied warranties to end-users or third persons except as set forth specifically in its written warranties. To view our complete warranty information please visit our website.

- MONETARY VALUES ARE BASED ON U.S. CURRENCY. -

All orders are to be sent to our corporate office.
Please call our corporate office to place your order.
All addresses are subject to change.

Delaware (corporate office):
EAGLE GROUP
100 Industrial Blvd., Clayton, DE 19938

Toll Free Ph: 1-800-441-8440

100 Industrial Boulevard, Clayton, DE 19938-8903 U.S.A.
Phone: 800-441-8440 or 302-653-3000. Fax: 302-653-2065
http://www.eaglegrp.com

EAGLE GROUP
Profit from the Eagle Advantage®

Check these out…

Click on the COVER to download the brochure.

Breath/Safety Shields
— pages 369 through 374



Convenience Store Modular Cabinets



Q-LEVER® Heavy Duty Cantilever Shelving Systems
— pages 86 through 100



Spec-SHIELD™ Food Guards
— page 254



For the latest on our latest, visit the Eagle Group website at…

www.eaglegrp.com

Rev 03/25 EG9064

EAGLE™
Foodservice Equipment Division
Profit from the Eagle Advantage®

100 Industrial Blvd., Clayton DE, 19938
Toll Free: 1-800-441-8440 • Fax: 302-653-2065
www.eaglegrp.com

© 2025 EAGLE GROUP. Profit From The EAGLE Advantage® is a registered trademark of EAGLE GROUP.
Although every attempt has been made to ensure the accuracy of the data in this publication, we cannot be responsible for printing or typographical errors or omissions.