

# Wall Shelves

**Convert wasted wall space into an organized work area**

**EAGLE**  
GROUP<sup>®</sup>  
*Profit from the Eagle Advantage<sup>®</sup>*

# Wall Mounted Drop Tables/Shelves

- 3/4" thick shelves feature rounded edges for safety.
- Comes with two drop brackets and six screws.
- 10" and 12" widths available.
- Lengths available range from 24" to 36".
- Weight capacity of 80 lbs.
- Chrome drop brackets are shipped loose for fast and easy field installation.
- Available in Poly, Richlite® or 16/304 Stainless Steel.



**EG02.15**

Convert wasted wall space into an organized work area.



drop bracket

## Wall Mounted Shelves



**EG02.05**


*Die-formed stainless steel mounting brackets are stud-welded to shelf*

- 1½ roll on front.
- 1½" upturn on rear and ends.
- Die-formed stainless steel mounting brackets are stud-welded to shelf.
- All stainless steel polished to #4 finish.
- Available in 16 gauge type 430, 16 gauge type 304, and 14 gauge type 304 stainless steel.
- Wide selection of sizes.

# Snap-n-Slide® Wire Wall Shelves



- Brackets can be mounted to wall studs—no wall backing required.
- Offered in chrome, Valu-Master® gray epoxy, Valu-Gard® green epoxy, and EAGLEgard® hybrid epoxy finishes.
- Available in 12” width.
- Lengths available range from 24” to 72”.
- No tools required to attach shelf to wall brackets.



EG02.02

*Wire design allows for air circulation*

# Snap-n-Slide® Solid Wall Shelves



- 1½” upturn on rear and ends of shelf.
- Available in 12” or 15” widths with rolled front edge.
- No tools required to attach shelf to wall brackets.
- Brackets can be mounted to studs - no wall backing required.



EG02.01

*Optional dividers for Snap-n-Slide® Wall Shelves*

# Snap-n-Slide® Wall Shelves with Ticket Rail



- Brackets can be mounted to wall studs—no wall backing required.
- Heavy gauge stainless steel construction.
- 1½” upturn on rear and ends of shelf.
- Front of shelf is flat and features “tape-on” ticket rails, which are supplied with tape and are to be attached in the field.
- Floating ball mechanism holds checks in place.



EG02.03

*No tools required to attach shelf to wall brackets.*

# Modular Wall System

- Walstor® design provides for placement of wire shelves where you want them.
- Unique design positions vertical uprights at stud locations, while shelf brackets lock shelves once shelf is in place.
- Provides the ability to add, remove, or adjust shelves quickly and easily.
- Features EAGLEbrite® zinc finish, sealed with MasterSeal®.



## EG02.00A

*Walstor® system shown demonstrating an uneven load capability*



- One EAGLEbrite® shelf.
- One wall mat.
- One pair of 30" vertical wall uprights.
- One pair of 18" wire shelf brackets.

## Single Shelf Kits

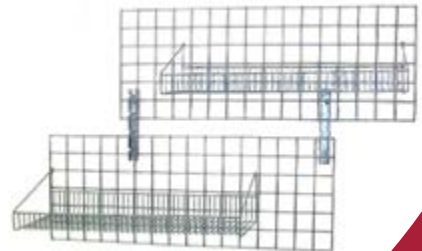
- Two EAGLEbrite® shelves.
- Two wall mats.
- One pair of 45" vertical wall uprights.
- Two pairs of 18" wire shelf brackets.



# WALSTOR®

## Double Shelf Kits

- Provides convenient wire shelving that hooks anywhere onto wall mat of Walstor® Wall System, without fasteners.
- Shelf and brackets welded into one piece.
- Comes in widths of 14" or 18" and lengths of 30", 36", or 48" .




## EG02.00C

## Wall Grid Shelving

# Adjustable Post Wire Wall Mounts


- Offered as prepackaged units or as individual components.
- Shelf height adjustable in one-inch increments.
- Positive top and bottom mount with center support.
- Units available in chrome, Valu-Gard® green epoxy, or stainless steel finish.
- Optional Eagle wire shelves (sold separately).



**EG02.11**

*Sold as prepackaged end and mid units, or sold as components*

## Heavy Duty Stainless Steel Wall Shelves



- Consists of one stainless steel shelf and two to four stainless steel brackets, depending on length.
- Offered in 18" and 21" widths. 1½" square tubing.
- Shelves may be either screwed to brackets, or welded.
- Shelves and brackets are all-welded stainless steel construction.

**EG02.16**

*Shelf is all-welded as well as mounting bracket assembly.*

## Wire Wall Shelf Kits

- Designed for fixed applications where vertical adjustment is not required.
- End unit consists of one single shelf support and 14 gauge stainless steel mounting plate.
- Mid unit consists of one double support and 14 gauge stainless steel mounting plate.
- Units available in chrome, Valu-Gard® green epoxy, or stainless steel finish.
- Optional Eagle wire shelves (sold separately).



*One wire shelf, two stationary wire wall mounts*

**EG02.04**

# Piggyback Wall Mounted Shelf Kits



- Brackets can be mounted to studs – no wall backing required.
- Three or five tier kits available.
- Wire design allows for air circulation.
- Chrome finish.
- Available in 18" width.
- Shelf lengths range from 24" to 60".
- No tools required to attach shelf to wall brackets.

**EG02.13**

*Freedom to move the shelves left or right.*

## Shelves with Removable Hooks

- Shelf: 16 gauge type 430 stainless steel.
- Double-pronged, stainless steel removable hooks—one every 12".



**EG02.06**

*304 stainless steel pot rack bar*

## Single Bar Pot Racks

- Mounts directly to wall.
- 2" wide.
- Furnished with one double-prong stainless steel hook per linear foot.
- 24" racks are one-piece. All others come with support brackets.
- Stainless steel racks polished to a satin finish.



**EG10.06**

*Includes one two-prong hook per foot*

# Pass-Thru Shelves

- 16 gauge type 304 stainless steel shelf top.
- Rolled edge on front and back, with ends turned down 90°.
- Includes heavy gauge galvanized support channel and stainless steel wall angle brackets with self-drilling/self-tapping screws.
- Offered in lengths ranging from 24" to 144", and 18" or 24" widths.
- Also available with overshelf.



**EG02.08A**

*Promotes "pass-thru" from kitchen area to serving area!*

# Tab Lock Shelves

- Die-formed stainless steel mounting brackets with tab lock design for ease of assembly.
- Available in 10" and 12" widths, and lengths ranging from 24" to 60".
- 16 gauge type 430 stainless steel polished to #3 finish.



**EG02.09**

*Not available in other widths.*

# Wall Mounted Microwave Shelves

- Space-saving wall mount design.
- Available in 18" or 24" widths.
- Standard length is 24".
- Heavy gauge stainless steel polished to #3 finish.
- Marine counter edge in front prevents microwave from sliding off.
- Hole with black rubber grommet, located toward the rear of shelf.



**EG02.10**

*Space-saving wall mount design.*

# Wall Cabinets



- All type 304 stainless steel construction.
- Stationary center shelf features safety edges.
- Ends, back and bottom are folded and spot-welded together.
- Cabinets are available with open front, hinged doors or sliding doors.
- All doors are double-panel and removable for easy cleaning.

**EG02.07**

*Top is sloped forward to help reduce dust build-up.*



## Modular Wall System Accessories



can rack



drop basket




grid panel basket



hooks



small bin



merchandising display hook



hanging file folder



spice rack

Eagle Group  
 100 Industrial Blvd.  
 Clayton, DE 19938  
 Toll Free: 1-800-441-8440  
 Fax: 302-653-2065  
[www.eaglegrp.com](http://www.eaglegrp.com)  
[www.eaglemhc.com](http://www.eaglemhc.com)



**EAGLE**  
 GROUP  
*Profit from the Eagle Advantage®*