



Profit from the Eagle Advantage®

Phone: (800) 441-8440 • (302) 653-3000

FAX: (302) 653-2065

CLICK HERE  
TO WATCH THE VIDEO.

# Product Announcement

## Short Form Specifications

Eagle PMC, model \_\_\_\_\_. Heavy duty stainless construction features 300 series tops with reinforced with hat channels. Plate cabinets feature 400 series cabinet construction, fixed middle shelf, integrated electrical raceway, 1-5/8" stainless legs with adjustable bullet feet. Overshelves feature stainless steel construction, enclosed construction with reinforcement, and may be used as an electrical raceway. Customizable modular sections offered in Starter, Mid, and End sections with bolted field joints combine to form a complete counter.

Item #:	_____
Model #:	_____
Project #:	_____
SIS #:	_____

EG8118SME Rev. 06/23

## *New* Premium Modular Counters

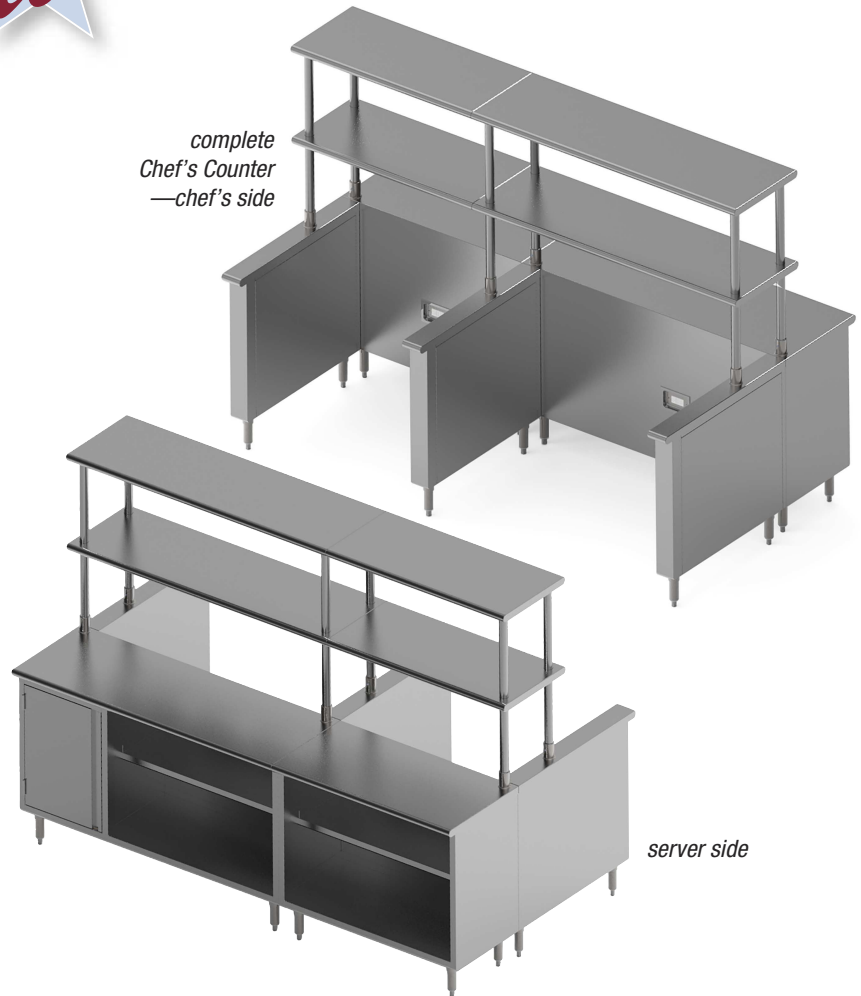
### Features:

- Plate cabinet with fixed middle shelf
- Generous electrical raceway
- Provisions for receptacles to match roll-in equipment
- 36" tall, 18" wide double overshelves
- Overshelves feature integrated raceways
- 1 5/8" stainless legs may be used to feed wiring to raceway in cabinet sections below
- 18" deep plate cabinet

### Options

- Customize length for roll in equipment
- Provision in overshelf for specified equipment
- Stub-outs for hardwired equipment
- Receptacles for cord and plug equipment

*complete  
Chef's Counter  
—chef's side*



*server side*

For custom configuration or fabrication needs, contact our **SpecFAB® Division**.

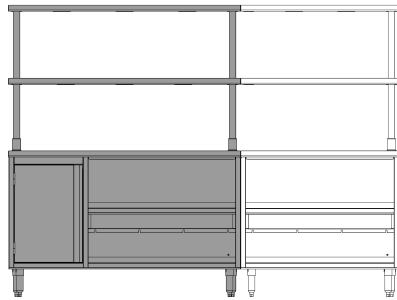
Phone: (302) 653-3000. FAX: (302) 653-2065.

E-mail: quotes@eaglegrp.com

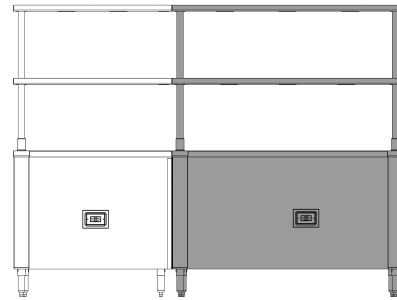
*Eagle PMC affords the user complete flexibility. Sectional framework allows for freestanding equipment to be added or replaced as needed, based on changing menu's, or repair issues without using tools. Roll out the old and roll in the new.*



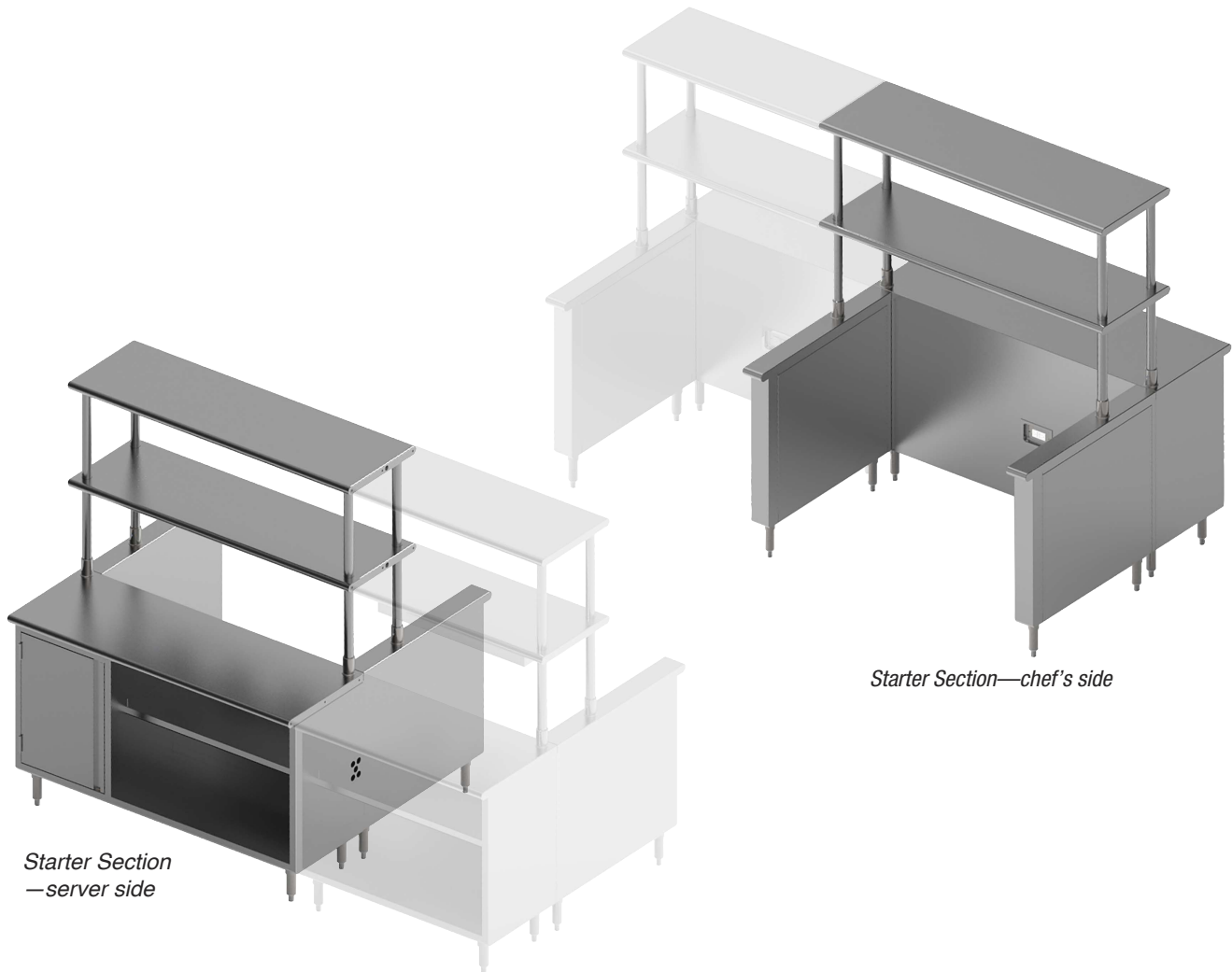
# Premium Modular Counters—Starter Sections



(server side)



(chef's side)



Starter Section  
—server side

Starter Section—chef's side

## Features

- Enclosed cabinet for utility connections
- Choose single phase or three phase load center or multi-circuit field wiring connection point
- Plate cabinet with fixed middle shelf
- Generous electrical raceway
- Provisions for receptacles to match roll-in equipment
- 36" tall, 18" wide double overshelves
- Overshelves feature integrated raceways

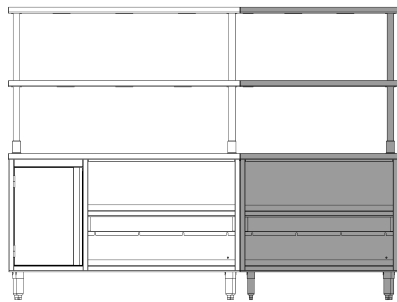
## Features (continued)

- 1 $\frac{5}{8}$ " stainless legs may be used to feed wiring to raceway in cabinet sections below
- 18" deep plate cabinet

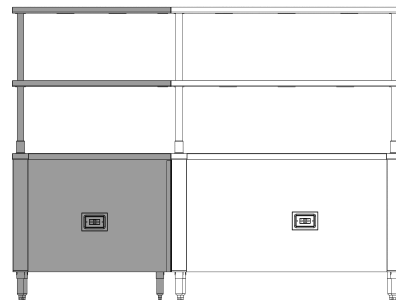
## Options

- Customize length for roll in equipment
- Provision in overshell for specified equipment
- Stub-outs for hardwired equipment
- Receptacles for cord and plug equipment

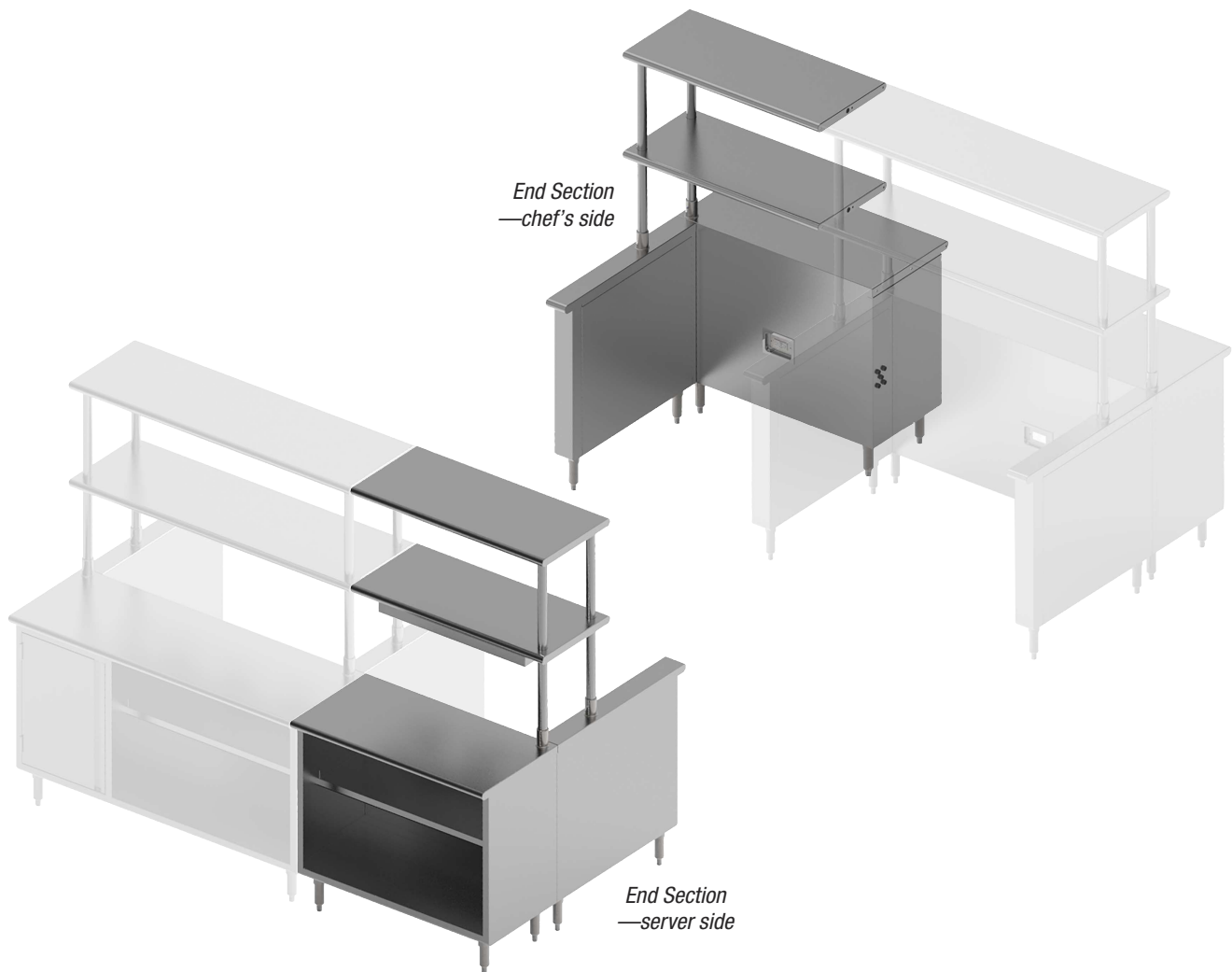
# Premium Modular Counters—End Sections



(server side)



(chef's side)



End Section  
—chef's side

End Section  
—server side

## Features

- Raceway allow connection to starter or mid sections
- Finished end provides professional appearance
- Plate cabinet with fixed middle shelf
- Generous electrical raceway
- Provisions for receptacles to match roll-in equipment
- 36" tall, 18" wide double overshelves
- 1 $\frac{5}{8}$ " stainless legs may be used to feed wiring to raceway in cabinet sections below

## Features (continued)

- Overshelves feature integrated raceways
- 18" deep plate cabinet

## Options

- Customize length for roll in equipment
- Provision in overshelf for specified equipment
- Stub-outs for hardwired equipment
- Receptacles for cord and plug equipment

# Premium Modular Counters—Mid Sections

## Features

- Raceway allows connections to both starter and end units
- Plate cabinet with fixed middle shelf
- Generous electrical raceway
- Provisions for receptacles to match roll-in equipment
- 36" tall, 18" wide double overshelves
- Overshelves feature integrated raceways


## Features (continued)

- 1½" stainless legs may be used to feed wiring to raceway in cabinet sections below
- 18" deep plate cabinet

## Options

- Customize length for roll in equipment
- Provision in overshelf for specified equipment
- Stub-outs for hardwired equipment
- Receptacles for cord and plug equipment

## Eagle products for your PMC...



EG8118SME Rev. 06/23

**The Eagle Advantage™** begins right here in our state of the art manufacturing facility – with 14 acres under one roof – where the most comprehensive broadline product offering in the industry takes shape. This all-inclusive design and production capability offers distinct advantages to our customers. Streamlined ordering and shipping substantially reduce freight, receiving, installation and administrative costs.

Supporting it all is a framework of highly responsive customer service representatives, the most innovative, versatile and durable equipment available on the market today, a fleet of company-owned trucks, plus amply stocked distribution centers in strategic locations nationwide - which guarantees product availability and delivery. Together, it adds up to product excellence enhanced by measurable cost savings and value. We call it The Eagle Advantage™ and you can profit from it.



[www.eaglegrp.com](http://www.eaglegrp.com) • [www.eaglegrpnews.com](http://www.eaglegrpnews.com) • [www.eaglemhc.com](http://www.eaglemhc.com)

100 Industrial Boulevard • Clayton, DE 19938-8903 USA

Phone: (302) 441-8440 or (302) 653-3000 • Fax: (302) 653-2065

Eagle Foodservice Equipment, Eagle MHC, and SpecFAB® are divisions of Eagle Group.

