



Profit from the Eagle Advantage®

Phone: (800) 441-8440 • (302) 653-3000

FAX: (302) 653-2065

# Product Announcement

## Short Form Specifications

Eagle Touch-Free Portable Hand Sink, model \_\_\_\_\_.  
Heavy gauge stainless steel cabinet with double pan hinged stainless steel door and lock. Furnished with 14" x 10" x 5" deep stainless steel sink bowl, deck mount electronic-eye faucet, splash-mount electronic soap dispenser, electronic paper towel dispenser, 6"-diameter trash chute, 115-volt pump, 5-gallon fresh water tank, and 7-gallon waste water tank, GFCI electrical outlet, 10' cord/plug with cord wrap.

Item #:	_____
Model #:	_____
Project #:	_____
SIS #:	_____

EG8212 Rev. 12/22

### Design & Construction Features:

- Unit with water heater provides tempered water. Unit without water heater provides ambient temperature water.
- Stainless steel cabinet body with locking door
- Deck mount electronic-eye gooseneck faucet with tempering valve
- Touch-free splash-mount paper towel dispenser
- Touch-free splash-mount soap dispenser
- 4" swivel casters (two w/brake) with non-marking tread—weight capacity of 150 lbs. (68.0 kg) per caster
- 5-gallon fresh water tank
- 7-gallon soiled water tank
- Box marine edge top

## New Touch-Free Portable Hand Sinks



*Hands-free operation matches the portability of this newest addition to Eagle's line of Portable Hand Sinks. Convenient for indoor facilities, while durable for outdoor use where water is limited and hands-free cleanliness is of utmost importance. Paper towel dispenser, soap dispenser, and faucet are all TOUCH-FREE, critical in clean water management while promoting good hygiene practice.*

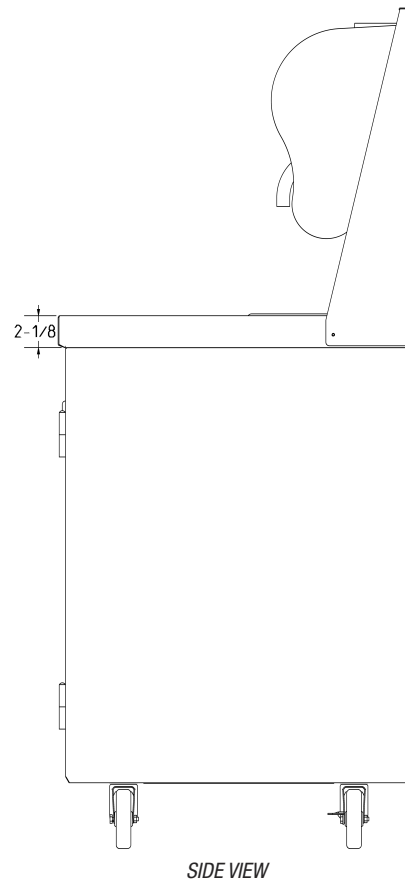
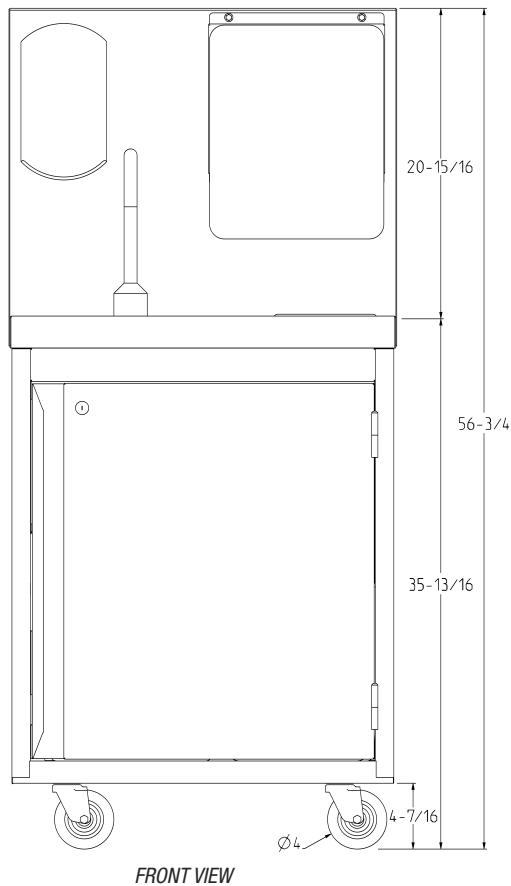
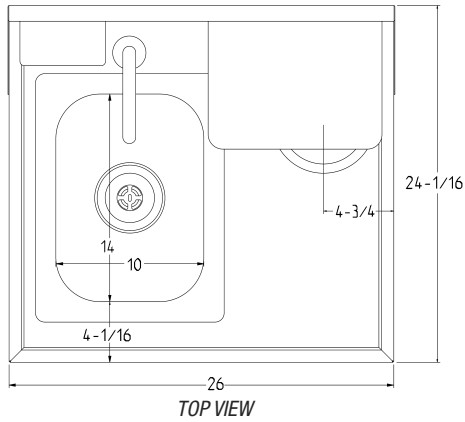
For custom configuration or fabrication needs, contact our **SpecFAB® Division**.

Phone: (302) 653-3000. FAX: (302) 653-2065.

E-mail: quotes@eaglegrp.com



# Touch-Free Portable Hand Sinks



overall size (W x L x H)		sink size (W x L x D)		without Water Heater		with Water Heater	
in.	mm	in.	mm	lbs.	kg	model #	weight
							lbs. kg
24" x 26" x 56 3/4"	610 x 660 x 1442	14" x 10" x 5"	356 x 256 x 127	209	94.8	PHS-S-C-TF	237 107.5
							PHS-S-H-TF