



Profit from the Eagle Advantage®

Specification Sheet

Short Form Specifications

Eagle LIFETIME Series Dunnage Rack, model _____.
Constructed of heavy duty 6063-T5 aluminum alloy. Fully welded frame of 2" square tubing. Feet are capped and welded. Lifetime guarantee against rust, corrosion, workmanship, and material defects.



LIFETIME Series dunnage rack

Item No.:	_____
Project No.:	_____
S.I.S. No.:	_____

LIFETIME Series Dunnage Racks

MODELS:

- 4004
- 4005
- 4006
- 4008
- 4009
- 4010
- 4027
- 4065

Design and Construction Features

- Lifetime Guarantee against rust, corrosion, material defects and workmanship.
- Stronger and more durable than any stainless steel or polymer rack marketed.
- All heavy duty type 6063-T5 alloy aluminum construction.
- Feet are capped and welded.
- Fully-welded frame consists of heavy gauge 2" (51mm) square tubing for maximum strength.
- Weight capacity up to 5,000 lbs. (2268 kg), depending on length of rack.
- Lengths available range from 36" to 60" (914 to 1524mm).
- 12" (305mm) height.

EAGLE GROUP

100 Industrial Boulevard, Clayton, DE 19938-8903 USA
 Phone: 302-653-3000 • 800-441-8440 • Fax: 302-653-2065
www.eaglegrp.com
www.eaglegrpnews.com
www.eaglegrpnews.com
www.eaglegrpnews.com

For custom configuration or fabrication needs, contact our **SpecFAB® Division**.
 Phone: 302-653-3000 • Fax: 302-653-2065 • e-mail: quotes@eaglegrp.com



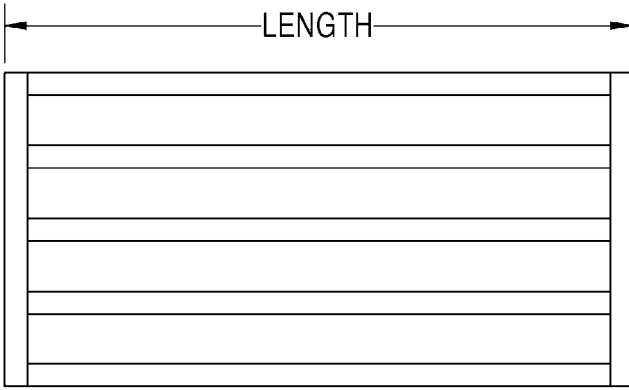
EG60.30 Rev. 08/23

Spec sheets available for viewing, printing or downloading from our online literature library at our websites

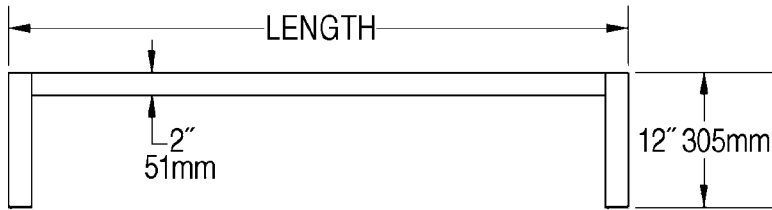


Item No.: _____
 Project No.: _____
 S.I.S. No.: _____

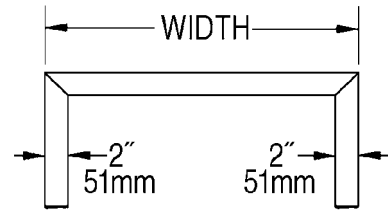
LIFETIME Series Dunnage Racks



TOP VIEW



FRONT VIEW



SIDE VIEW

model #	overall dimensions						weight		weight capacity	
	width		depth		height		lbs.	kg	lbs.	kg
	in.	mm	in.	mm	in.	mm				
4004	20"	508	36"	914	12"	305	17	7.7	5000	2268
4005	20"	508	48"	1219	12"	305	21	9.5	4000	1814
4006	20"	508	60"	1524	12"	305	25	11.3	3400	1542
4008	24"	610	36"	914	12"	305	20	9.0	4000	1814
4009	24"	610	48"	1219	12"	305	25	11.3	4000	1814
4010	24"	610	60"	1524	12"	305	29	13.2	4000	1814
4027	30"	762	48"	1219	12"	305	31	14.1	4000	1814
4065	36"	914	48"	1219	12"	305	35	15.9	4000	1814

EAGLE GROUP
 100 Industrial Boulevard, Clayton, DE 19938-8903 USA
 Phone: 302-653-3000 or 800-441-8440 • Fax: 302-653-2065
 www.eaglegrp.com • www.eaglegrpnews.com • www.eaglehmc.com

Printed in U.S.A.
 ©2023 by Eagle Group

Rev. 08/23

Spec sheets available for viewing, printing or downloading from our online literature library at our websites

Although every attempt has been made to ensure the accuracy of the information provided, we cannot be held responsible for typographical or printing errors. Information and specifications are subject to change without notice. Please confirm at time of order.