



Profit from the Eagle Advantage®

# Specification Sheet

## Short Form Specifications

Eagle Half-Size Heater/Proofer Cabinet, model \_\_\_\_\_, Aluminum interior and exterior, patented TEMP-GARD® air flow design, (insulated/non-insulated), bottom mount control panel and heating system, door (solid, or with polycarbonate window), adjustable digital temperature control system with LCD readout, and adjustable humidity control. High temperature protection with alarm and auto reset. Removable (wire/universal wire) slides on 2¼" standard spacing, full perimeter bumper, 8' cord and plug, and 5"-diameter heavy duty polymer swivel casters, two with brakes.



(Patent # 6,847,013 B2)



half size heated/proofer cabinet with solid door

### Options / Accessories\*

- Other widths
- Pass-through doors
- Alternate slide spacing (\_\_\_\_\_)
- Alternate voltage

\*See spec sheet #EG60.28 for options and accessories.

### EAGLE GROUP

100 Industrial Boulevard, Clayton, DE 19938-8903 USA

Phone: 302-653-3000 • Fax: 302-653-2065

www.eaglegrp.com

Foodservice Division: Phone 800-441-8440

MHC/Retail Display Divisions: Phone 800-637-5100

For custom configuration or fabrication needs, contact our SpecFAB® Division.

Phone: 302-653-3000 • Fax: 302-653-2065 • e-mail: quotes@eaglegrp.com

Item No.: \_\_\_\_\_  
 Project No.: \_\_\_\_\_  
 S.I.S. No.: \_\_\_\_\_

## Panco® Transport Heated/Proofing Cabinets—Half Size

### QUICK-ORDER #s:

- HSHPC-A       HSHPC-E
- HSHPC-B       HSHPC-F
- HSHPC-C       HSHPC-G
- HSHPC-D       HSHPC-H

### Design and Construction Features

- For use in operations where hot food is to be stored or transported and held at hot food serving temperatures.
- Ability to hold humidity levels up to four hours without refilling reservoir. Adjustable humidity control.
- Patented TEMP-GARD® air flow design (patent #6,847,013 B2).
- 40" (1016mm) overall height.
- 31½" (810mm) "narrow" width.
- Standard units feature 120-volt 20-amp electricity\*.
- Aluminum construction on exterior and interior.
- Bottom mounted control panel and heating system removes easily for cleaning or servicing.
- 2000-Watt heating capacity via two 1000-watt elements— "Heating mode" uses two 1000-watt elements for heated air, "Proofing mode" uses one 1000-watt element for heated air and one 1000-watt element for humidity control—with internal air temperature up to 200°F.
- 1500-Watt is optional on 120V only.
- High-temperature protection device with caution alarm and auto reset.
- Full 270° open door swing via ⅝" (5mm)-thick heavy duty aluminum hinges with stainless steel pin.
- Positive closing magnetic door latch.
- Standard removable wire slides.
- Units with narrow width and optional wide width\* feature 2¼" (57mm) increment slide spacing. Units with optional extended width feature 3" (76mm) increment slide spacing.
- Available in both non-insulated and insulated.
- Insulated units feature identifying color stripe on both sides.
- 8' (2438mm) cord and plug provided.
- Full perimeter bumper on all models.
- Heavy duty 5" (127mm) polymer swivel casters, two with brake.

### Digital Control System on all units

- Easy-touch front control panel with membrane switches.
- Liquid Crystal Display (LCD) read-out.
- Digital setting of air temperature.
- Overheat caution alarm.
- Embedded LED technology.
- Upgrade software control.

### Certifications / Approvals



New York M.E.A. 245-02-E

## AUTOQUOTES



EG60.27B Rev. 10/14

Spec sheets available for viewing, printing or downloading from our online literature library at [www.eaglegrp.com](http://www.eaglegrp.com)

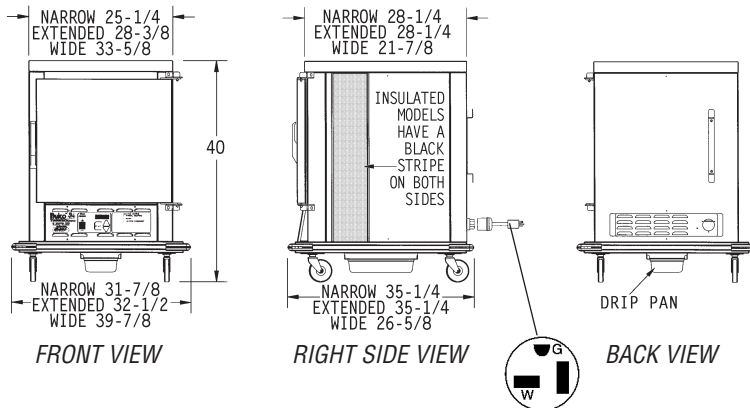
Eagle Foodservice Equipment, Eagle MHC, SpecFAB®, and Retail Display are divisions of Eagle Group. ©2014 by the Eagle Group



Profit from the Eagle Advantage®

Item No.: \_\_\_\_\_  
 Project No.: \_\_\_\_\_  
 S.I.S. No.: \_\_\_\_\_

# Panco® Transport Heated/Proofing Cabinets—Half Size



(See spec sheet #EG60.28 for plug configurations of units with other voltage.)

### Maximum Pan Capacities of Half-Size Units

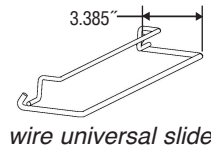
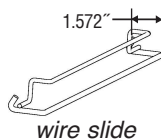
Based on standard slide spacings of:

- 2 1/4" (57mm) for units with Narrow width or optional Wide width.
- 3" (76mm) for units with optional Extended width.

For information about standard number of slides that come with units, see charts below.

For information about replacement slides available, see spec sheet #EG60.28.

Cabinet Width	Slide Type	18" x 26" sheet pans	13" x 18" sheet pans	12" x 20" food pans
Narrow	Wire	8	16	n/a
Narrow	Wire Univ'l	8	16	4
Extended	Wire	n/a	n/a	10
Extended	Wire Univ'l	5	10	10
Wide	Wire	8	n/a	n/a
Wide	Wire Univ'l	8	n/a	4



**Units with Wire Slides** – Comes with 8 pairs of slides.  
 Max pan capacities: (8) 18" x 26" sheet pans, or (16) 13" x 18" sheet pans.

Non-Insulated Units		Insulated Units		door style (single door)	width x depth x height in. mm		weight lbs. kg	
model #	quick-order #	model #	quick-order #					
HPHNSSN-RA2.25-120	HSHPC-A	HPHNSSI-RA2.25-120	HSHPC-C	solid	31 1/8" x 35 1/4" x 40"	810 x 895 x 1016	155	70.3
HPHNLSN-RA2.25-120	HSHPC-B	HPHNLSI-RA2.25-120	HSHPC-D	with poly window	31 1/8" x 35 1/4" x 40"	810 x 895 x 1016	171	77.6

**Units with Wire Universal Slides** – Comes with 8 pairs of slides.  
 Max pan capacities: (8) 18" x 26" sheet pans, (16) 13" x 18" sheet pans, or (4) 12" x 20" x 2 1/2" food pans.

Non-Insulated Units		Insulated Units		door style (single door)	width x depth x height in. mm		weight lbs. kg	
model #	quick-order #	model #	quick-order #					
HPHNSSN-RC2.25-120	HSHPC-E	HPHNSSI-RC2.25-120	HSHPC-G	solid	31 1/8" x 35 1/4" x 40"	810 x 895 x 1016	155	70.3
HPHNLSN-RC2.25-120	HSHPC-F	HPHNLSI-RC2.25-120	HSHPC-H	with poly window	31 1/8" x 35 1/4" x 40"	810 x 895 x 1016	171	77.6

(Note: Dimensions of slides shown above are for slides that fit onto units with "narrow" width, which are listed in the charts above. For units with optional "extended" and "wide" widths, dimensions of slides vary.)

**EAGLE GROUP**  
 100 Industrial Boulevard, Clayton, DE 19938-8903 USA  
 Phone: 302-653-3000 • Fax: 302-653-2065  
 www.eaglegrp.com

Foodservice Division: Phone 800-441-8440  
 MHC/Retail Display Divisions: Phone 800-637-5100

Printed in U.S.A.  
 ©2014 by Eagle Group  
 Rev. 10/14

Spec sheets available for viewing, printing or downloading from our online literature library at [www.eaglegrp.com](http://www.eaglegrp.com)

Although every attempt has been made to ensure the accuracy of the information provided, we cannot be held responsible for typographical or printing errors. Information and specifications are subject to change without notice. Please confirm at time of order.