



Profit from the Eagle Advantage®

Specification Sheet

Short Form Specifications

Eagle Spec-Bar® Corner Workboard, model _____.
Heavy gauge type 304 stainless steel construction. Stainless steel removable perforated insert, drain and mounting clips.



inner corner workboard



outer corner workboard

Options / Accessories

Side and leg set *

* Includes leg channel and stainless steel crossbraced leg assembly.
To order, add suffix "-LC". Example: ICWB-19/19-LC
Two sets available to create freestanding unit. To order, add suffix "-2LC". Example: ICWB-19/19-2LC

EAGLE GROUP

100 Industrial Boulevard, Clayton, DE 19938-8903 USA
Phone: 302-653-3000 • 800-441-8440 • Fax: 302-653-2065
www.eaglegrp.com
www.eaglemhc.com

For custom configuration or fabrication needs, contact our SpecFAB® Division.
Phone: 302-653-3000 • Fax: 302-653-2065 • e-mail: quotes@eaglegrp.com

Item No.: _____
Project No.: _____
S.I.S. No.: _____

Spec-Bar® Corner Workboards

MODELS:

- | | |
|--------------------------------------|------------------------------------|
| <input type="checkbox"/> ICWB-19/19 | <input type="checkbox"/> 900CWB-19 |
| <input type="checkbox"/> ICWB-19/24L | <input type="checkbox"/> 90ICWB-19 |
| <input type="checkbox"/> ICWB-19/24R | <input type="checkbox"/> 450CWB-19 |
| <input type="checkbox"/> ICWB-19/30L | <input type="checkbox"/> 45ICWB-19 |
| <input type="checkbox"/> ICWB-19/30R | <input type="checkbox"/> 900CWB-24 |
| <input type="checkbox"/> ICWB-24/24 | <input type="checkbox"/> 90ICWB-24 |
| <input type="checkbox"/> ICWB-24/30L | <input type="checkbox"/> 450CWB-24 |
| <input type="checkbox"/> ICWB-24/30R | <input type="checkbox"/> 45ICWB-24 |

Design and Construction Features

- Constructed of all type 304 stainless steel for strength and corrosion resistance.
- Backsplash, front panel, drain pans and perforated inserts are 20 gauge stainless steel.
- Includes removable stainless steel perforated insert.
- Drains are 1½" (38mm) I.P.S. threaded with nut and washer.
- Mounting clips included.
- Side and leg set available when corner workboard will not be attached to adjoining Spec-Bar® underbar equipment.

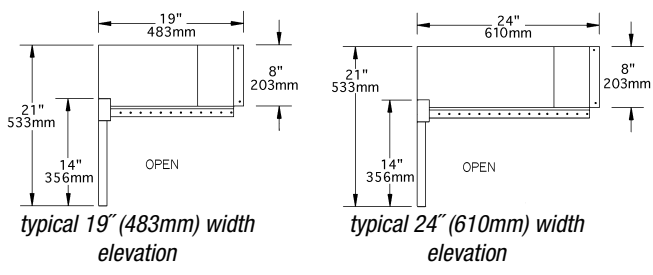




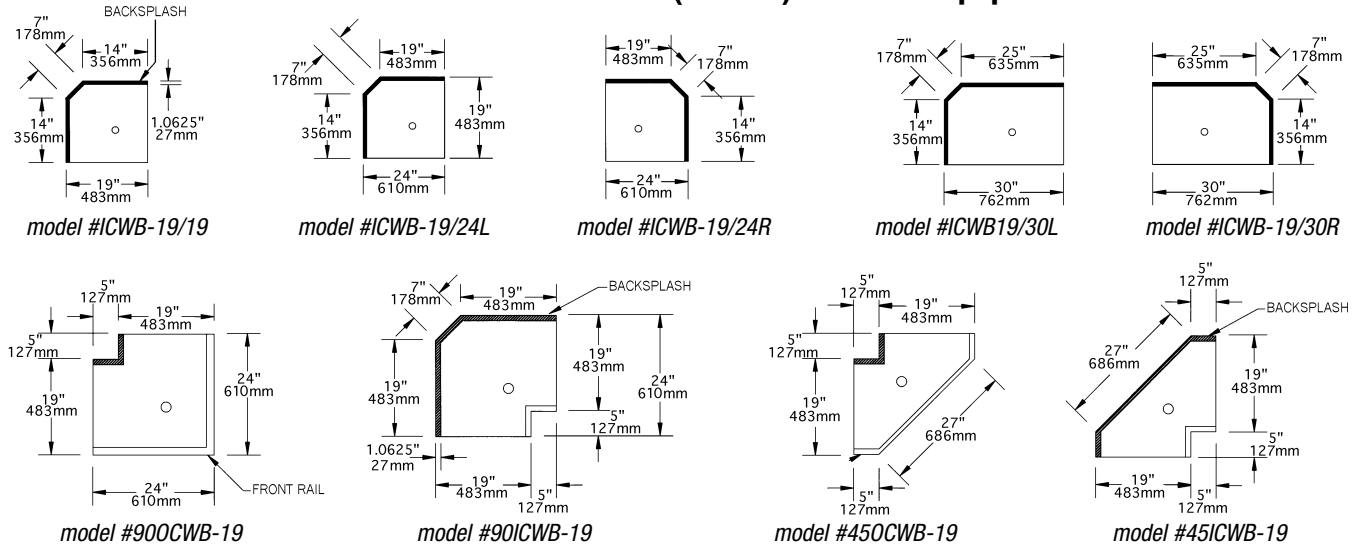
Profit from the Eagle Advantage®

Item No.: _____
 Project No.: _____
 S.I.S. No.: _____

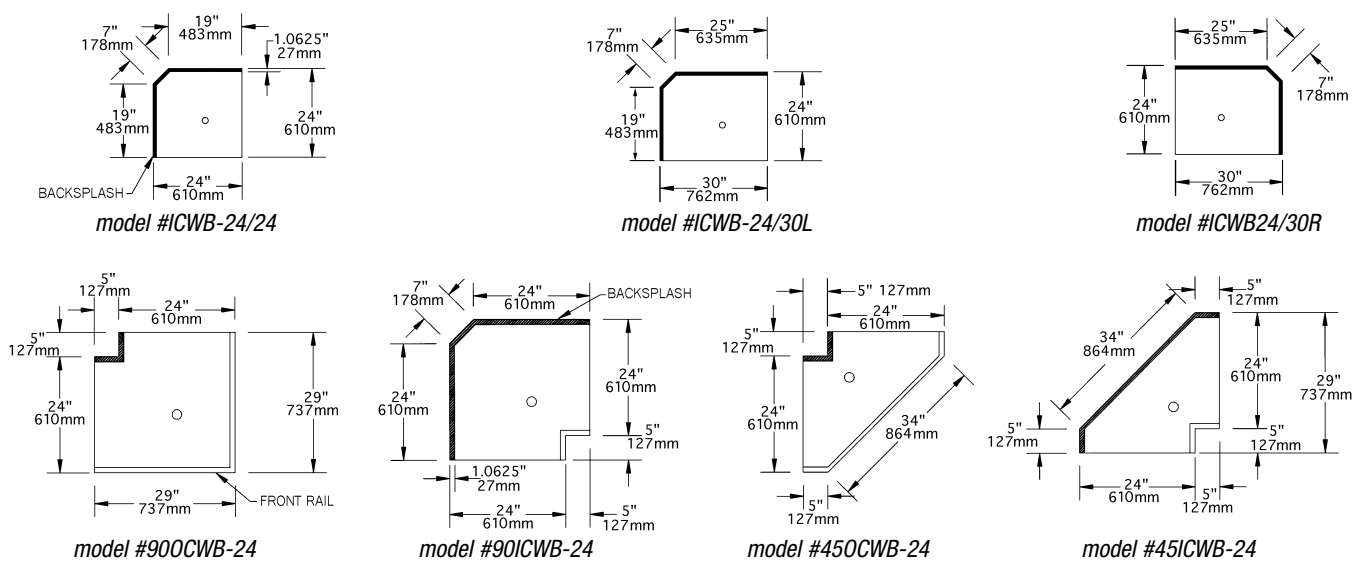
Spec-Bar® Corner Workboards



Corner Workboards to fit 19" (483mm) underbar equipment



Corner Workboards to fit 24" (610mm) underbar equipment



EAGLE GROUP
 100 Industrial Boulevard, Clayton, DE 19938-8903 USA
 Phone: 302-653-3000 or 800-441-8440 • Fax: 302-653-2065
 www.eaglegrp.com • www.eaglehmc.com

Printed in U.S.A.
 ©2024 by Eagle Group
 Rev. 05/24

Spec sheets available for viewing, printing or downloading from our online literature library at our websites

Although every attempt has been made to ensure the accuracy of the information provided, we cannot be held responsible for typographical or printing errors. Information and specifications are subject to change without notice. Please confirm at time of order.