



Profit from the Eagle Advantage®

Specification Sheet

Short Form Specifications

Eagle Spec-Bar® Wet Waste Blender Station, model _____ . Heavy gauge type 304 stainless steel body, legs, leg channels and cross rails. 6"-diameter wet waste sink with T&S glass filler. Stainless steel blender shelf with rear cord access hole. Stainless steel adjustable bullet feet.



Item No.:	_____
Project No.:	_____
S.I.S. No.:	_____

Spec-Bar® Wet Waste Blender Stations

MODELS:

- BWBS12-19
- BWBS14-19
- BWBS12-24
- BWBS14-24

Design and Construction Features

- Backsplash, sides, front panel and bowl insert are 20 gauge type 304 stainless steel.
- Blender shelf is 18 gauge type 304 stainless steel, while blender shelf ends are 14 gauge type 304.
- Leg channels and crossbracing are 16 gauge type 304 stainless steel.
- Legs are 1½" (41mm)-diameter 16 gauge type 304 stainless steel with stainless steel adjustable bullet feet.
- 6" (152mm)-diameter round wet waste sink with T&S glass filler.
- 10" (254mm) wide blender shelf with rear cord access hole.
- Designed to align with the single speed rail on adjoining equipment.
- 1½" (38mm) I.P.S. threaded drain with nut and washer.
- Perforated stainless steel sink strainer is shaped to match sink.
- Faucet requires ¼" (6mm) NPT cold water inlet.

EAGLE GROUP
 100 Industrial Boulevard, Clayton, DE 19938-8903 USA
 Phone: 302-653-3000 • Fax: 302-653-2065
 www.eaglegrp.com

Foodservice Division: Phone 800-441-8440
MHC/Retail Display Divisions: Phone 800-637-5100

For custom configuration or fabrication needs, contact our **SpecFAB® Division**.
 Phone: 302-653-3000 • Fax: 302-653-3091 • e-mail: specfab@eaglegrp.com



EG40.25 Rev. 04/11

Spec sheets available for viewing, printing or downloading from our online literature library at www.eaglegrp.com

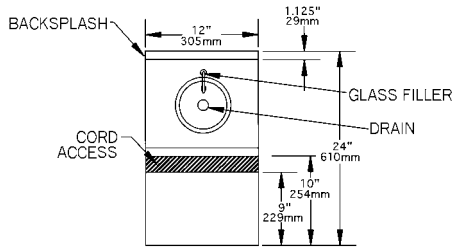
Eagle Foodservice Equipment, Eagle MHC, SpecFAB®, and Retail Display are divisions of Eagle Group. ©2011 by the Eagle Group



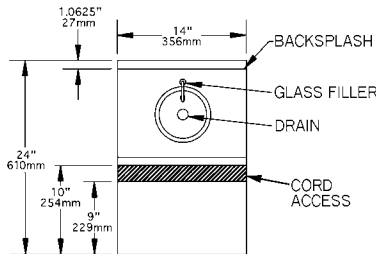
Item No.: _____
 Project No.: _____
 S.I.S. No.: _____

Spec-Bar® Wet Waste Blender Stations

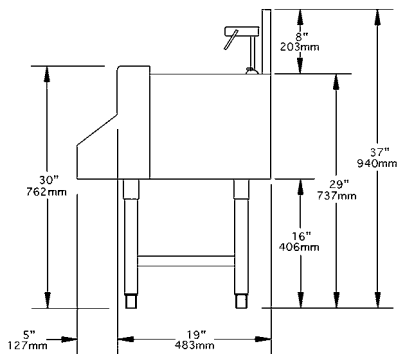
19" (483mm)-wide Units



TOP VIEW - #BWBS12-19



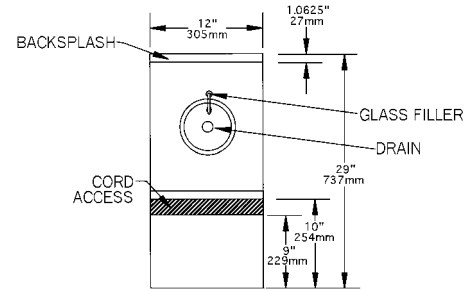
TOP VIEW - #BWBS14-19



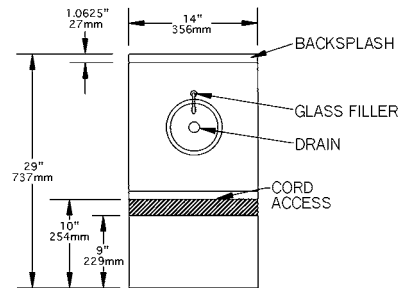
SIDE VIEW - BOTH MODELS

model #	length		weight	
	in.	mm	lbs.	kg
BWBS12-19	12"	305	40	18.1
BWBS14-19	14"	356	42	19.1

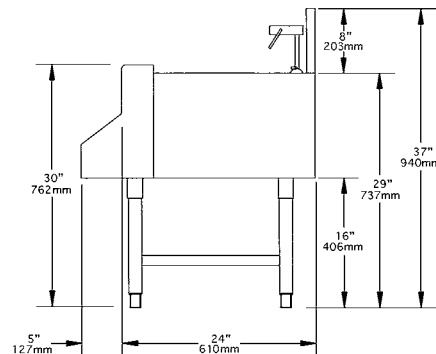
24" (610mm)-wide Units



TOP VIEW - #BWBS12-24



TOP VIEW - #BWBS14-24



SIDE VIEW - BOTH MODELS

model #	length		weight	
	in.	mm	lbs.	kg
BWBS12-24	12"	305	45	20.4
BWBS14-24	14"	356	47	21.3

EAGLE GROUP
 100 Industrial Boulevard, Clayton, DE 19938-8903 USA
 Phone: 302-653-3000 • Fax: 302-653-2065
 www.eaglegrp.com

Foodservice Division: Phone 800-441-8440
 MHC/Retail Display Divisions: Phone 800-637-5100

Printed in U.S.A.
 ©2011 by Eagle Group
 Rev. 04/11

Spec sheets available for viewing, printing or downloading from our online literature library at www.eaglegrp.com

Although every attempt has been made to ensure the accuracy of the information provided, we cannot be held responsible for typographical or printing errors. Information and specifications are subject to change without notice. Please confirm at time of order.