



Profit from the Eagle Advantage®

Specification Sheet

Short Form Specifications

Eagle 1800 Series Blender Module, model _____.
 On all models: top, front, and backsplash to be heavy gauge type 304 stainless steel. Liquid waste chute with 1½" drain, strainer, faucet and tail piece. Blender recess with 15-amp, 120-volt GFCI receptacle mounted for field wiring with waterproof cover plate. 1½" O.D. galvanized tubular legs with adjustable bullet feet. All units with ice bin available with or without sealed-in 7-circuit post-mix cold plate.

Models with sink: 10" x 14" x 9½"-deep sink to be heavy gauge type 304 stainless steel, with splash-mount faucet.

Models with ice bin: 15½" x 19¾" x 8" ice bin to be heavy gauge type 304 stainless steel and fully insulated, with 1½" drain.

Models with ice bin and bottle holders: 15½" x 19¾" x 8" ice bin to be heavy gauge type 304 stainless steel and fully insulated. Removable bottle holders on either one side of ice bin or both sides of ice bin.

Models with ice bin and workboard: 15½" x 19¾" x 8" ice bin to be heavy gauge type 304 stainless steel and fully insulated. 24" embossed workboard section.



#BD24-18R blender module

Item No.: _____
 Project No.: _____
 S.I.S. No.: _____

1800 Series Blender Modules

MODELS:

- BD24-18L** **BM50-18R** **BM3-18L-7** **BM50R-18L-7**
- BD24-18R** **BM50R-18L** **BM3-18R-7** **BM50L-18R-7**
- BM3-18L** **BM50L-18R** **BM50-18L-7** **BM62-18L-7**
- BM3-18R** **BM62-18L** **BM50-18R-7** **BM62-18R-7**
- BM50-18L** **BM62-18R**

Design and Construction Features

- Stainless steel type 304 body.
- 12" (305mm) wide blender recess—may be located either side. 14" (356mm) wide on 50" and 62" (1270 and 1575mm) models.
- 15-amp, 120-volt receptacle mounted for field wiring.
- 75 lb. (32 kg) ice capacity.
- Liquid waste chute with 1½" (38mm) drain, strainer, faucet, and tail piece.
- High-impact, corrosion-resistant, fully-adjustable bullet feet.
- Fabricated ice bin.
- All units with ice bin available with or without sealed-in 7-circuit post-mix cold plate.

Options / Accessories

- Stainless steel leg kits (see below)

Optional Stainless Steel Leg Kits	
add suffix #	description
-SL	stainless steel leg assemblies
-SLF	stainless steel leg assemblies & stainless steel feet
-SLG	stainless steel leg assemblies & stainless steel gussets
-SLGF	stainless steel leg assemblies, stainless steel feet & gussets

EAGLE GROUP
 100 Industrial Boulevard, Clayton, DE 19938-8903 USA
 Phone: 302-653-3000 • Fax: 302-653-2065
 www.eaglegrp.com

Foodservice Division: Phone 800-441-8440
MHC/Retail Display Divisions: Phone 800-637-5100

For custom configuration or fabrication needs, contact our **SpecFAB® Division**.
 Phone: 302-653-3000 • Fax: 302-653-3091 • e-mail: specfab@eaglegrp.com



AUTOQUOTES



EG40.05 Rev. 08/11

Spec sheets available for viewing, printing or downloading from our online literature library at www.eaglegrp.com



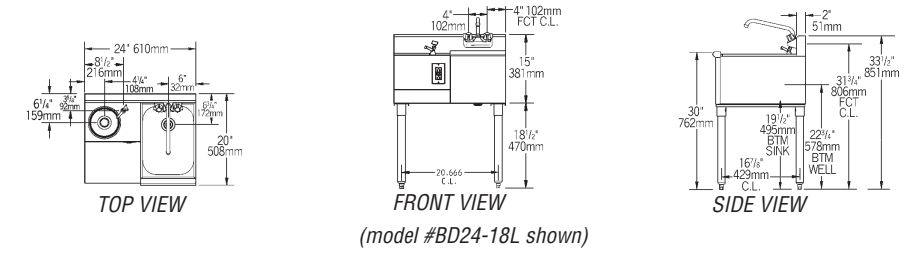
Profit from the Eagle Advantage®

Item No.: _____
 Project No.: _____
 S.I.S. No.: _____

1800 Series Blender Modules

24" (610mm) Models

model #	width in. mm	length in. mm	weight lbs. kg
BD24-18L	20" 495	24" 610	40 18.1
BD24-18R	20" 495	24" 610	40 18.1

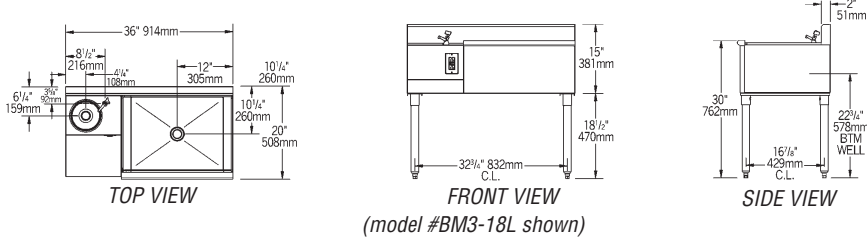


36" (914mm) Models

model #	width in. mm	length in. mm	weight lbs. kg
BM3-18L	20" 495	36" 914	67 30.4
BM3-18R	20" 495	36" 914	67 30.4

UNITS WITH COLD PLATE

BM3-18L-7	20" 495	36" 914	97 44.0
BM3-18R-7	20" 495	36" 914	97 44.0



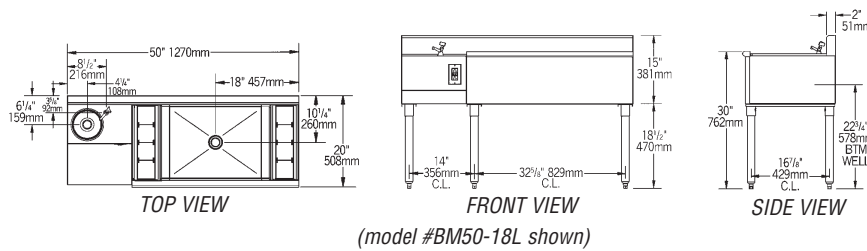
50" (1270mm) Models

with ice bin centered between bottle holders

model #	width in. mm	length in. mm	weight lbs. kg
BM50-18L	20" 495	50" 1270	90 40.8
BM50-18R	20" 495	50" 1270	90 40.8

UNITS WITH COLD PLATE

BM50-18L-7	20" 495	50" 1270	120 54.4
BM50-18R-7	20" 495	50" 1270	120 54.4



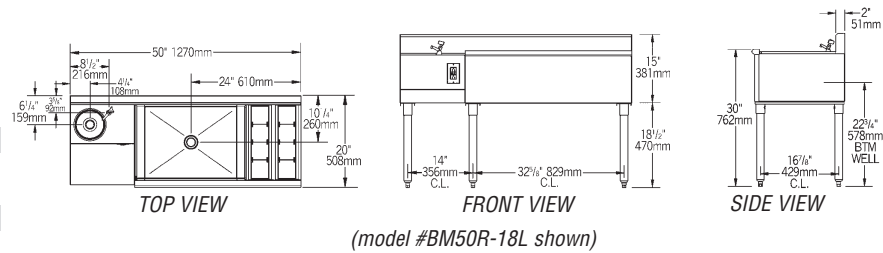
50" (1270mm) Models

with ice bin centered between bottle holders and blender recess

model #	width in. mm	length in. mm	weight lbs. kg
BM50R-18L	20" 495	50" 1270	90 40.8
BM50L-18R	20" 495	50" 1270	90 40.8

UNITS WITH COLD PLATE

BM50R-18L-7	20" 495	50" 1270	120 54.4
BM50L-18R-7	20" 495	50" 1270	120 54.4

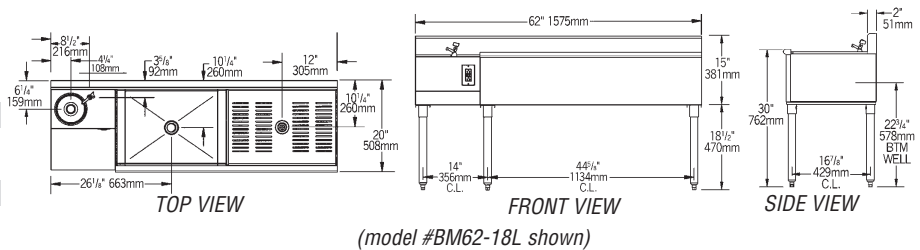


62" (1575mm) Models

model #	width in. mm	length in. mm	weight lbs. kg
BM62-18L	20" 495	62" 1575	110 49.9
BM62-18R	20" 495	62" 1575	110 49.9

UNITS WITH COLD PLATE

BM62-18L-7	20" 495	62" 1575	140 63.5
BM62-18R-7	20" 495	62" 1575	140 63.5



EAGLE GROUP

100 Industrial Boulevard, Clayton, DE 19938-8903 USA

Phone: 302-653-3000 • Fax: 302-653-2065

www.eaglegrp.com

Foodservice Division: Phone 800-441-8440

MHC/Retail Display Divisions: Phone 800-637-5100

Printed in U.S.A.

©2011 by Eagle Group

Rev. 08/11

Spec sheets available for viewing, printing or downloading from our online literature library at www.eaglegrp.com

Although every attempt has been made to ensure the accuracy of the information provided, we cannot be held responsible for typographical or printing errors. Information and specifications are subject to change without notice. Please confirm at time of order.