



Profit from the Eagle Advantage®

Specification Sheet

Short Form Specifications

Eagle Chef's Line® Electric Hot Plate, model _____.
Heavy gauge stainless steel top and front with aluminized steel sides. Infinite controls with On-Off light for adjustable heat setting, swing-up elements with individual crumb trays for cleaning.



electric hot plate

Item No.:	_____
Project No.:	_____
S.I.S. No.:	_____

RedHots® Chef's Line® Electric Hot Plates

MODELS:

- CLCW-120-2
- CLC-208-2
- CLC-240-2

Design and Construction Features

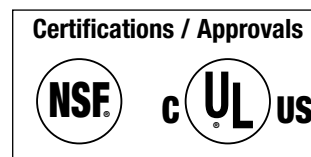
- Bullnosed edge provides solid protection to controls.
- Infinite controls, featuring "LO" and "HI" settings (plus eight more settings in between) and On-Off indicator light, provide adjustable heat setting.
- Controls are at a 45° angle for easier operation.
- Top and front are constructed of highly polished stainless steel.
- Exterior wrapper is aluminized steel.
- Swing-up elements have individual removable crumb trays for easy cleaning.
- Heavy duty cast metal legs with flanged feet adjustable from 4" to 5" (102 to 127mm).
- Models #CLC-240-2 and CLC-208-2 are field-wired. #CLCW-120-2 comes complete with cord and 120-volt 15-amp NEMA 5-15 plug. All units are 60 cycle single phase.

Warranty

- Backed by a 1-YEAR Parts & Labor Warranty.

NOTE: INTENDED FOR OTHER THAN HOUSEHOLD USE. THESE COMMERCIAL APPLIANCES MUST BE INSTALLED WITHIN SURROUNDINGS AND VENTILATION REQUIREMENTS AS DICTATED BY NATIONAL AND/OR LOCAL CODE.

EAGLE GROUP
 100 Industrial Boulevard
 Clayton, DE 19938-8903 USA
 Phone: 302-653-3000 • 800-441-8440
 Fax: 302-653-2065
 www.eaglegrp.com • www.eaglemhc.com



For custom configuration or fabrication needs, contact our SpecFAB® Division.
Phone: 302-653-3000 • Fax: 302-653-2065 • e-mail: quotes@eaglegrp.com

EG35.20 Rev. 06/22

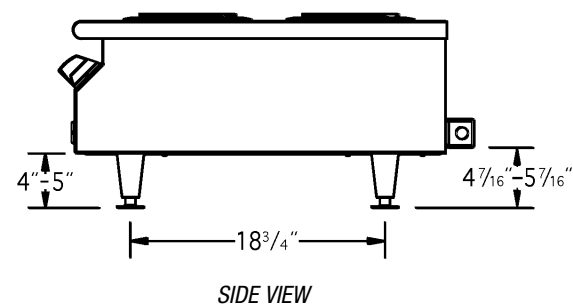
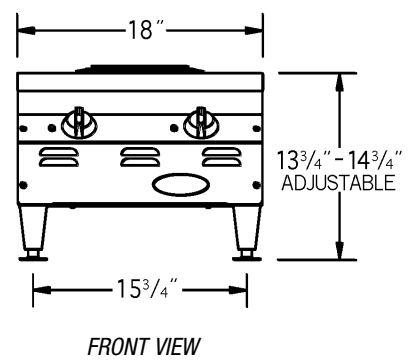
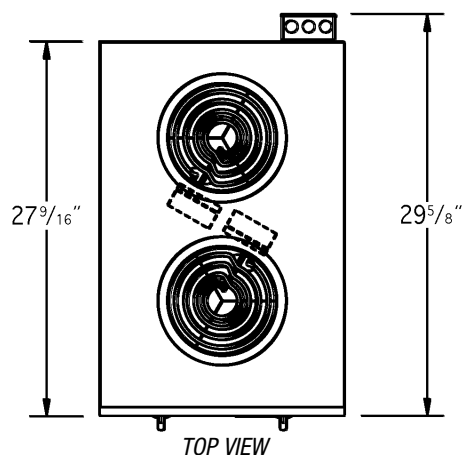
Spec sheets available for viewing, printing or downloading from our online literature library at www.eaglegrp.com

Eagle Foodservice Equipment, Eagle MHC, and SpecFAB® are divisions of Eagle Group. ©2022 by the Eagle Group



Item No.: _____
 Project No.: _____
 S.I.S. No.: _____

RedHots® Chef's Line® Electric Hot Plates



model #	electric data				width		depth *		weight	
	volts	amps	watts (front burner)	watts (back burner)	in.	mm	in.	mm	lbs.	kg
CLCW-120-2**	120V	13.5A	1100W	525W	18"	457	27 ⁹ / ₁₆ "	700	43	19.5
CLC-208-2	208V	15.1A	1575W	1575W	18"	457	27 ⁹ / ₁₆ "	700	43	19.5
CLC-240-2	240V	17.5A	2100W	2100W	18"	457	27 ⁹ / ₁₆ "	700	43	19.5

* Depth dimension does not include 2" (51 mm) junction box on models #CLC-208-2 and CLC-240-2.
 ** Model #CLCW-120-2 is a combination cooker/warmer. 1100W front burner is designed for cooking. 525W back burner is designed for warming.

EAGLE GROUP
 100 Industrial Boulevard, Clayton, DE 19938-8903 USA
 Phone: 302-653-3000 or 800-441-8440 • Fax: 302-653-2065
 www.eaglegrp.com • www.eaglehmc.com

Printed in U.S.A.
 ©2022 by Eagle Group
 Rev. 06/22

Spec sheets available for viewing, printing or downloading from our online literature library at www.eaglegrp.com

Although every attempt has been made to ensure the accuracy of the information provided, we cannot be held responsible for typographical or printing errors. Information and specifications are subject to change without notice. Please confirm at time of order.