



Profit from the Eagle Advantage®


Specification Sheet

Short Form Specifications

Eagle Director's Choice® Tray & Silverware Unit, model DCS2-TSU. Top to be 16/304 stainless steel turned down on all sides. 1½" square, type 304 stainless steel all-welded tubular base. Quick release spring loaded docking device keeps adjoining units together. Unit includes self-leveling tray dispenser (specify tray size) and eight polyethylene silverware cylinders. Fully mobile with 5" poly casters, two with brake. Standard laminate front panel is holly berry red (Wilsonart® #D307-60).



tray & silverware unit



exclusive docking device joins units together without the use of tools

Options / Accessories

- Laminated end panels
- Stainless steel end panels
- Stainless steel front panel
- Stainless steel tray slide*
- Work shelf**
- Specify laminate _____

* Available in solid ribbed, square tubular or round tubular. For front, rear, or ends.

** Available in hardwood, stainless steel, poly, or Richlite®. For front, rear, or ends.

Item No.: _____
 Project No.: _____
 S.I.S. No.: _____

Director's Choice® Tray & Silverware Unit

MODEL:

DCS2-TSU

Design and Construction Features

- Includes elevating dispenser for trays and eight polyethylene silver cylinders.
- 30" (762mm)-wide top is solid, constructed of 16 gauge type 304 stainless steel, die-formed, welded, and polished.
- Three working heights available—see Catalog Sheet EG33.07A:
 - 34" (864mm) standard working height complies with ADA guidelines for accessibility standards.
 - 30" (762mm) for middle schools.
 - 28" (711mm) low profile for elementary schools and nursing/healthcare facilities.
- 1½" (38mm) welded square tubular stainless steel base construction.
- Fully mobile - standard 5" (127mm) casters, two with brake (brake casters on server side).
- Standard front holly berry red (Wilsonart® D307-60) laminate mounted on 18 gauge galvanized subpanel.
- Optional end panels available in laminate or stainless steel.
- All units accommodate optional accessories, including tray slides and work shelves. See Catalog Sheet EG33.07A.

EAGLE GROUP

100 Industrial Boulevard, Clayton, DE 19938-8903 USA
 Phone: 302-653-3000 • 800-441-8440 • Fax: 302-653-2065
 www.eaglegrp.com
 www.eaglehmc.com

Certifications / Approvals



AutoQuotes



For custom configuration or fabrication needs, contact our SpecFAB® Division.
 Phone: 302-653-3000 • Fax: 302-653-2065 • e-mail: quotes@eaglegrp.com

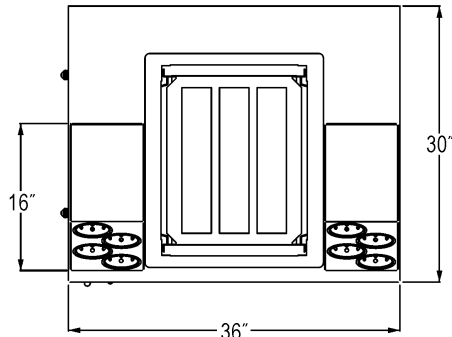
EG33.09 Rev. 07/24

Spec sheets available for viewing, printing or downloading from our online literature library at our websites

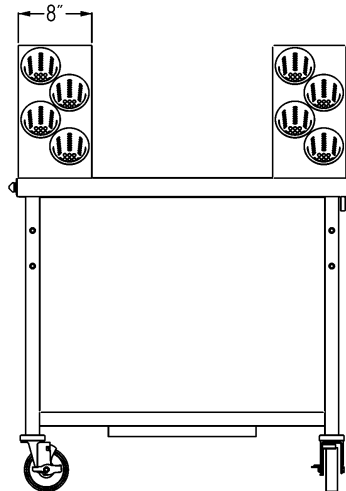


Item No.: _____
 Project No.: _____
 S.I.S. No.: _____

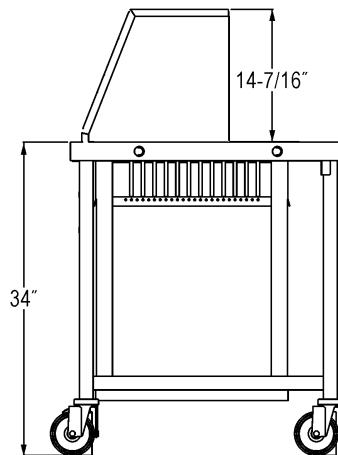
Director's Choice® Tray & Silverware Unit



TOP VIEW



FRONT VIEW



SIDE VIEW

model #	length		weight		14" x 18" & 15" x 20" tray cap.
	in.	mm	lbs.	kg	
DCS2-TSU	36"	914	270	122.5	150

Optional laminate end panels available. To order, add suffix "-LEP" to model number. Example: DCS2-TSU-LEP
 Optional stainless steel front panel in lieu of laminate front panel available. To order, add suffix "-S" to model number. Example: DCS2-TSU-S
 Optional stainless steel end panels available. To order, add suffix "-SEP" to model number. Example: DCS2-TSU-SEP

EAGLE GROUP
 100 Industrial Boulevard, Clayton, DE 19938-8903 USA
 Phone: 302-653-3000 or 800-441-8440 • Fax: 302-653-2065
 www.eaglegrp.com • www.eaglehmc.com

Printed in U.S.A.
 ©2024 by Eagle Group

Rev. 07/24

Spec sheets available for viewing, printing or downloading from our online literature library at our websites

Although every attempt has been made to ensure the accuracy of the information provided, we cannot be held responsible for typographical or printing errors. Information and specifications are subject to change without notice. Please confirm at time of order.