



Profit from the Eagle Advantage®

# Specification Sheet

## Short Form Specifications

Eagle Sealed Well Hot Food Tables, Spec-Master® series, model \_\_\_\_\_ enclosed base design. Heavy gauge type 430 stainless steel construction (Open Front or Sliding Doors). Sealed-in heat wells allow for wet or dry application. Heating compartments are insulated on bottom with 1" fiberglass or equal. Recessed control panel with individual controls. Each compartment fitted with an element rated 750-watt at 120-volt, 713-watt at 208-volt, or 950-watt at 240-volt. 6' cord and plug. Furnished with poly cutting board and stainless steel dish shelf.



3-well unit with open front

### Options / Accessories

- Overshelves\*
- Rolltop cover
- Food pans/insets
- Tray slides/shelves
- AutoFill® water fill system

\* See Catalog Sheet #EG30.18 for more information on Flex-Master® overshelves

### EAGLE GROUP

100 Industrial Boulevard, Clayton, DE 19938-8903 USA  
Phone: 302-653-3000 • 800-441-8440 • Fax: 302-653-2065  
www.eaglegrp.com  
www.eaglegrpnews.com  
www.eaglemhc.com

For custom configuration or fabrication needs, contact our SpecFAB® Division.  
Phone: 302-653-3000 • Fax: 302-653-2065 • e-mail: quotes@eaglegrp.com

Item No.:	_____
Project No.:	_____
S.I.S. No.:	_____

# Spec-Master® Sealed Well Hot Food Tables—Enclosed Base, Stationary

## MODELS:

- SHT2CB-120    SHT3CB-120    SHT4CB-120    SHT5CB-240\*
- SHT2CB-240\*    SHT3CB-240\*    SHT4CB-240\*    SHT5OB-240\*
- SHT2OB-120    SHT3OB-120    SHT4OB-120
- SHT2OB-240\*    SHT3OB-240\*    SHT4OB-240\*

\* Available in 208-volt and three-phase. See chart on back page.

## Construction

- All type 430 stainless steel construction.
- Sealed-in heat wells, each with individual controls, allow for wet or dry application.
- Built-in drainage eliminates the need for spillage pans, reducing clean-up time.
- Poly cutting board, stainless steel dish shelf.
- 32 3/4" (819mm) front-to-back, including cutting board and dish shelf.
- Channel assemblies run underneath bottom, featuring stainless steel gussets that accommodate the 1 5/8" (41mm)-diameter legs fitted inside.
- Adjustable stainless steel bullet feet.
- Available with open front or stainless steel sliding doors.

## Controls

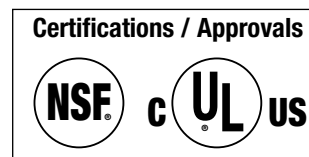
- Individual controls offer a wide range of temperature settings.
- Indicator light remain on continuously while control is on.
- Master switch with pilot light.

## Electrical

- Each compartment is fitted with an element with a rating of 750-watt at 120-volt, 713-watt at 208-volt, or 950-watt at 240-volt.
- 6' (1829mm) cord and plug.
- 120-volt units are single phase. 208- and 240-volt units available in single- and three-phase.

## Sliding Doors (when indicated)

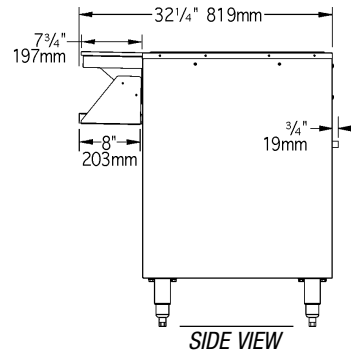
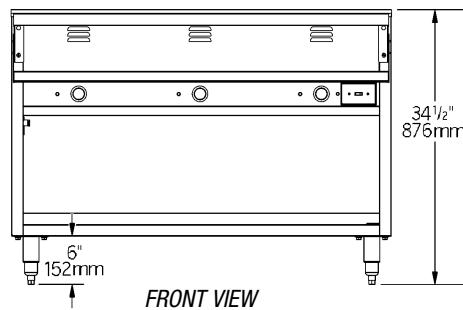
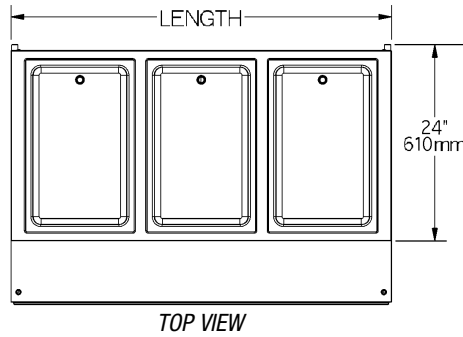
- 22 gauge stainless steel construction complete with recessed stainless steel handle.
- Doors sit within an exclusive rollerless track assembly, providing easier cleaning and lower maintenance.





Item No.: \_\_\_\_\_  
 Project No.: \_\_\_\_\_  
 S.I.S. No.: \_\_\_\_\_

## Spec-Master® Sealed Well Hot Food Tables—Enclosed Base, Stationary



(note: unit with open front shown)

SINGLE-PHASE				THREE-PHASE *				# of top openings	electrical data	length		weight	
WITH OPEN FRONT model #	WITH SLIDING DOORS model #	amps	NEMA plug	WITH OPEN FRONT model #	WITH SLIDING DOORS model #	amps	NEMA plug			in.	mm	lbs.	kg
SHT2OB-120	SHT2CB-120	12.5A	5-15P	n/a	n/a	-	-	2	1500W, 120V	33"	838	200	90.7
SHT2OB-208	SHT2CB-208	6.9A	6-15P	SHT2OB-208-3	SHT2CB-208-3	6.0A	15-20P	2	1428W, 208V	33"	838	200	90.7
SHT2OB-240	SHT2CB-240	7.9A	6-15P	SHT2OB-240-3	SHT2CB-240-3	6.9A	15-20P	2	1900W, 240V	33"	838	200	90.7
SHT3OB-120	SHT3CB-120	18.8A	5-30P	n/a	n/a	-	-	3	2250W, 120V	48"	1219	240	108.9
SHT3OB-208	SHT3CB-208	10.3A	6-15P	SHT3OB-208-3	SHT3CB-208-3	6.0A	15-20P	3	2142W, 208V	48"	1219	240	108.9
SHT3OB-240	SHT3CB-240	11.9A	6-15P	SHT3OB-240-3	SHT3CB-240-3	6.9A	15-20P	3	2850W, 240V	48"	1219	240	108.9
SHT4OB-120	SHT4CB-120	25.0A	5-50P	n/a	n/a	-	-	4	3000W, 120V	63 1/2"	1613	314	142.4
SHT4OB-208	SHT4CB-208	13.7A	6-20P	SHT4OB-208-3	SHT4CB-208-3	9.1A	15-20P	4	2856W, 208V	63 1/2"	1613	314	142.4
SHT4OB-240*	SHT4CB-240	15.8A	6-20P	SHT4OB-240-3	SHT4CB-240-3	10.5A	15-20P	4	3800W, 240V	63 1/2"	1613	314	142.4
SHT5OB-208*	SHT5CB-208*	17.2A	6-30P	SHT5OB-208-3	SHT5CB-208-3	11.9A	15-20P	5	3750W, 208V	79"	2007	353	160.1
SHT5OB-240	SHT5CB-240*	19.8A	6-20P	SHT5OB-240-3	SHT5CB-240-3	13.7A	15-20P	5	4750W, 240V	79"	2007	353	160.1

\* All Three-Phase units and Single-Phase 5-well units available in 208V and 240V only.

### Receptacle configurations required

See chart below for required NEMA receptacle.

15A 120V	15A 240V	20A 240V	30A 120V	30A 240V	50A 120V	20A 3Ø 240V
furnished with NEMA 5-15 plug	furnished with NEMA 6-15 plug	furnished with NEMA 6-20 plug	furnished with NEMA 5-30 plug	furnished with NEMA 6-30 plug	furnished with NEMA 5-50 plug	furnished with NEMA 15-20 plug

### FLEX-MASTER® Overshelf Kits

Both kits include two 16/304 overshelves and four 30" (762mm) posts. Add suffix specified to order kit (ex: SHT3OB-120-FM), or design your own using standard components from EG30.18.

description	add suffix
10" (254mm) overshelves	-FM
15" (381mm) overshelves, plus one ladle rack	-FMU

### EAGLE GROUP

100 Industrial Boulevard, Clayton, DE 19938-8903 USA

Phone: 302-653-3000 or 800-441-8440 • Fax: 302-653-2065

www.eaglegrp.com • www.eaglegrpnews.com • www.eaglehmc.com

Printed in U.S.A.  
 ©2023 by Eagle Group

Rev. 02/23

Spec sheets available for viewing, printing or downloading from our online literature library at our websites

Although every attempt has been made to ensure the accuracy of the information provided, we cannot be held responsible for typographical or printing errors. Information and specifications are subject to change without notice. Please confirm at time of order.