



Profit from the Eagle Advantage®

Specification Sheet

Short Form Specifications

Eagle One-Compartment Sink, model _____, with 2"-wide "Euro-Style" edging on front and sides. Unit constructed of heavy gauge type 304 stainless steel top and sink bowls. Sinks to be deep-drawn, seamless, and have all corners covered. Drainboards, when required, shall be "V" creased for positive drainage. 9½" high backsplash with 1" upturn and tile edge. Legs to be 1½" O.D. galvanized tubing with front-to-back crossbracing, and 1" high impact plastic adjustable bullet feet.



**FEATURING
2"-WIDE
EURO-STYLE
EDGING**

Options / Accessories

- Stainless steel legs
- Stainless steel bullet feet
- Lever drains
- Twist handle drains
- Twist drain brackets
- Faucets
- Sink covers
- Waste outlets
- Sink kits
- Overflow hole

EAGLE GROUP

100 Industrial Boulevard, Clayton, DE 19938-8903 USA
Phone: 302-653-3000 • 800-441-8440 • Fax: 302-653-2065
www.eaglegrp.com
www.eaglegrpnews.com
www.eaglemh.com

For custom configuration or fabrication needs, contact our SpecFAB® Division.
Phone: 302-653-3000 • Fax: 302-653-2065 • e-mail: quotes@eaglegrp.com

Item No.: _____
 Project No.: _____
 S.I.S. No.: _____

314 Series Coved Corner One-Compartment Sinks

MODELS:

- 314-16-1
- 314-16-1-18L
- 314-16-1-18R
- 314-16-1-24
- 314-16-1-24L
- 314-16-1-24R
- 314-18-1
- 314-18-1-18L
- 314-18-1-18R
- 314-18-1-24
- 314-18-1-24L
- 314-18-1-24R
- 314-22-1
- 314-22-1-18L
- 314-22-1-18R
- 314-22-1-24
- 314-22-1-24L
- 314-22-1-24R
- 314-24-1
- 314-24-1-18L
- 314-24-1-18R
- 314-24-1-24
- 314-24-1-24L
- 314-24-1-24R

Materials

- Sink bowl: Heavy gauge type 304 stainless steel.
- Top: Drainboards, backsplash and euro-style edging are heavy gauge type 304 stainless steel.
- Legs: 1½" (41mm)-diameter heavy-gauge galvanized tubing with plated 12-gauge gussets and high-impact corrosion resistant fully adjustable bullet feet - crossbracing is 1" (25mm)-diameter heavy-gauge galvanized tubing.

Design and Construction Features

- Bowl features deep-drawn one-piece seamless construction, using state-of-the-art hydraulic presses.
- Sink bowl has generous radius with a minimum dimension of 3" (76mm) and are rectangular for maximum capacity.
- New 20" x 16" (508 x 406mm) bowl design, with enhanced polishing techniques.
- 13½" (343mm) water level is standard.
- Swirl-away drainage.
- Leg gusset assemblies welded adjacent to sink bowl for maximum weight support and stability.
- 9½" (241mm) standard backsplash includes 1" (25mm) upturn and tile edge for easy installation and feathering to wall/splash surface.
- "V" creased drainboards for positive drainage.

Mechanical:

- Water supply is ½" (13mm) IPS for hot and cold lines.
- Faucet holes are 1⅝" (29mm) punched on 8" (203mm) centers.
- Basket-type waste drain included fits sink bowl's 3½" (89mm) opening and features 1½" (38mm) outlet.

Certifications / Approvals



AutoQuotes



EG20.27 Rev. 09/22

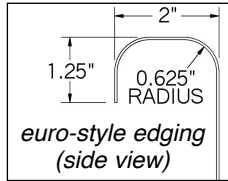
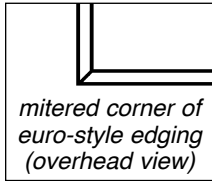
Spec sheets available for viewing, printing or downloading from our online literature library at our websites



Profit from the Eagle Advantage®

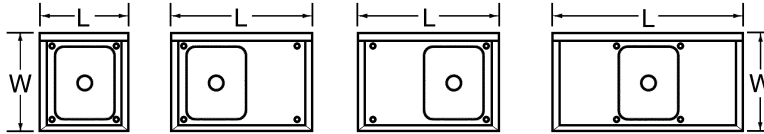
Item No.: _____
 Project No.: _____
 S.I.S. No.: _____

314 Series Coved Corner One-Compartment Sinks



Overall widths			
bowl size		Dimension A	
in.	mm	in.	mm
20" x 16"	508 x 406	27½"	699
24" x 18"	610 x 457	31¼"	807
22" x 22"	559 x 559	29¾"	756
24" x 24"	610 x 610	31¼"	807

Drain location for rough-in			
bowl size		Dimension B	
in.	mm	in.	mm
20" x 16"	508 x 406	14"	357
24" x 18"	610 x 457	16"	406
22" x 22"	559 x 559	15"	381
24" x 24"	610 x 610	16"	406



Please note the pair of legs located under the OUTER area of drainboard (only on one-compartment sinks with one drainboard)

model #	BOWL DIMENSIONS				quantity	DRAINBOARD length		OVERALL DIMENSIONS				weight lbs. kg
	width in.	width mm	length in.	length mm		in.	mm	width in.	width mm	length in.	length mm	
314-16-1	20"	508	16"	406	0	-		27½"	699	23¼"	591	93 42.2
314-16-1-18R or L	20"	508	16"	406	1	18"	457	27½"	699	38¾"	987	96 43.6
314-16-1-18	20"	508	16"	406	2	18"	457	27½"	699	54½"	1384	133 60.3
314-16-1-24R or L	20"	508	16"	406	1	24"	610	27½"	699	44⅞"	1140	99 44.9
314-16-1-24	20"	508	16"	406	2	24"	610	27½"	699	66½"	1689	135 61.2
314-18-1	24"	610	18"	457	0	-		31¼"	807	25½"	648	95 43.1
314-18-1-18R or L	24"	610	18"	457	1	18"	457	31¼"	807	40¾"	1035	110 49.9
314-18-1-18	24"	610	18"	457	2	18"	457	31¼"	807	56"	1422	121 54.9
314-18-1-24R or L	24"	610	18"	457	1	24"	610	31¼"	807	46¾"	1188	120 54.4
314-18-1-24	24"	610	18"	457	2	24"	610	31¼"	807	68"	1727	140 63.5
314-22-1	22"	559	22"	559	0	-		29¾"	756	29½"	749	100 45.4
314-22-1-18R or L	22"	559	22"	559	1	18"	457	29¾"	756	45"	1143	115 52.2
314-22-1-18	22"	559	22"	559	2	18"	457	29¾"	756	60½"	1537	125 56.7
314-22-1-24R or L	22"	559	22"	559	1	24"	610	29¾"	756	51"	1295	127 57.6
314-22-1-24	22"	559	22"	559	2	24"	610	29¾"	756	72½"	1842	145 65.8
314-24-1	24"	610	24"	610	0	-		31¼"	807	31½"	800	135 61.2
314-24-1-18R or L	24"	610	24"	610	1	18"	457	31¼"	807	46¾"	1188	143 64.9
314-24-1-18	24"	610	24"	610	2	18"	457	31¼"	807	62"	1575	176 79.8
314-24-1-24R or L	24"	610	24"	610	1	24"	610	31¼"	807	52¾"	1340	178 80.7
314-24-1-24	24"	610	24"	610	2	24"	610	31¼"	807	74"	1880	189 85.7

EAGLE GROUP

100 Industrial Boulevard, Clayton, DE 19938-8903 USA

Phone: 302-653-3000 or 800-441-8440 • Fax: 302-653-2065

www.eaglegrp.com • www.eaglegrpnews.com • www.eaglehmc.com

Printed in U.S.A.
 ©2022 by Eagle Group

Rev. 09/22

Spec sheets available for viewing, printing or downloading from our online literature library at our websites

Although every attempt has been made to ensure the accuracy of the information provided, we cannot be held responsible for typographical or printing errors. Information and specifications are subject to change without notice. Please confirm at time of order.