



Profit from the Eagle Advantage®


Specification Sheet

Short Form Specifications

Eagle Two-Compartment Sink, model _____, with 2"-wide "Euro-Style" edging on front and sides. Sink bowls are heavy gauge type 304 stainless steel, with 13/16" water level, deep drawn, seamless and have all corners covered. Top—including backsplash, and drainboards (when required)—is heavy gauge type 430 stainless steel. Drainboards shall be "V" creased for positive drainage. 9/16" high backsplash with 1" upturn and tile edge. Legs to be 1 1/2" O.D. galvanized tubing with front-to-back crossbracing, and 1" high impact plastic adjustable bullet feet.



two-compartment sink with double drainboards



**FEATURING
2"-WIDE
EURO-STYLE
EDGING**

Options / Accessories

- Stainless steel legs
- Stainless steel bullet feet
- Lever drains
- Twist handle drains
- Twist drain brackets
- Faucets
- Sink covers
- Waste outlets
- Sink kits
- Overflow hole

EAGLE GROUP

100 Industrial Boulevard, Clayton, DE 19938-8903 USA
Phone: 302-653-3000 • 800-441-8440 • Fax: 302-653-2065
www.eaglegrp.com
www.eaglegrpnews.com
www.eaglehmc.com

For custom configuration or fabrication needs, contact our SpecFAB® Division.
Phone: 302-653-3000 • Fax: 302-653-2065 • e-mail: quotes@eaglegrp.com

Item No.: _____
 Project No.: _____
 S.I.S. No.: _____

414 Series Coved Corner Two-Compartment Sinks

MODELS:

- 414-16-2
- 414-16-2-18
- 414-16-2-18L
- 414-16-2-18R
- 414-16-2-24
- 414-16-2-24L
- 414-16-2-24R
- 414-18-2
- 414-18-2-18
- 414-18-2-18L
- 414-18-2-18R
- 414-18-2-24
- 414-18-2-24L
- 414-18-2-24R
- 414-22-2
- 414-22-2-18
- 414-22-2-18L
- 414-22-2-18R
- 414-22-2-24
- 414-22-2-24L
- 414-22-2-24R
- 414-24-2
- 414-24-2-18
- 414-24-2-18L
- 414-24-2-18R
- 414-24-2-24
- 414-24-2-24L
- 414-24-2-24R

Materials

- Sink bowls: Heavy gauge type 304 stainless steel.
- Top: Drainboards, backsplash and euro-style edging are heavy gauge type 430 stainless steel.
- Legs: 1 1/2" (41mm)-diameter heavy-gauge galvanized tubing with plated 12-gauge gussets and high-impact corrosion resistant fully adjustable bullet feet - crossbracing is 1" (25mm)-diameter heavy-gauge galvanized tubing.

Design and Construction Features

- All bowls have deep-drawn one-piece seamless construction, using state-of-the-art hydraulic presses.
- Sink bowls have generous radius with minimum dimension of 3" (76mm) and are rectangular for maximum capacity.
- New 20" x 16" (508 x 406mm) bowl design, with enhanced polishing techniques.
- 13/16" (343mm) water level is standard.
- Swirl-away drainage.
- Leg gusset assemblies welded adjacent to sink bowl for maximum weight support and stability.
- 9/16" (241mm) standard backsplash includes 1" (25mm) upturn and tile edge for easy installation and feathering to wall/splash surface.
- "V" creased drainboards for positive drainage.

Mechanical:

- Water supply is 1/2" (13mm) IPS for hot and cold lines.
- Faucet holes are 1 1/8" (29mm) punched on 8" (203mm) centers.
- Basket-type waste drain included fits sink bowls' 3 1/2" (89mm) opening and features 1 1/2" (38mm) outlet.

Certifications / Approvals



AutoQuotes

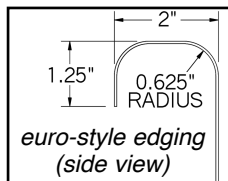
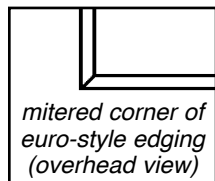




Profit from the Eagle Advantage®

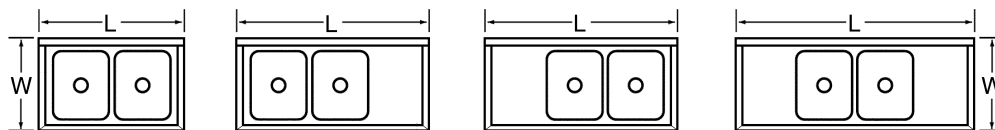
Item No.: _____
 Project No.: _____
 S.I.S. No.: _____

414 Series Coved Corner Two-Compartment Sinks



Overall widths			
bowl size		Dimension A	
in.	mm	in.	mm
20" x 16"	508 x 406	27½"	699
24" x 18"	610 x 457	31¼"	807
22" x 22"	559 x 559	29¾"	756
24" x 24"	610 x 610	31¼"	807

Drain location for rough-in			
bowl size		Dimension B	
in.	mm	in.	mm
20" x 16"	508 x 406	14"	357
24" x 18"	610 x 457	16"	406
22" x 22"	559 x 559	15"	381
24" x 24"	610 x 610	16"	406



model #	BOWL DIMENSIONS				quantity	DRAINBOARD		OVERALL DIMENSIONS				weight	
	width in.	width mm	length in.	length mm		length in.	length mm	width in.	width mm	length in.	length mm	lbs.	kg
414-16-2	20"	508	16"	406	0	-	27½"	699	41"	1041	69	31.3	
414-16-2-18R or L	20"	508	18"	457	1	18"	457	27½"	699	56½"	1438	127	57.6
414-16-2-18	20"	508	18"	457	2	18"	457	27½"	699	72¼"	1848	154	69.9
414-16-2-24R or L	20"	508	24"	610	1	24"	610	27½"	699	62¾"	1591	156	70.8
414-16-2-24	20"	508	24"	610	2	24"	610	27½"	699	84¼"	2140	171	77.6
414-18-2	24"	610	18"	457	0	-	31¼"	807	45½"	1156	75	33.8	
414-18-2-18R or L	24"	610	18"	457	1	18"	457	31¼"	807	60¾"	1543	131	59.4
414-18-2-18	24"	610	18"	457	2	18"	457	31¼"	807	76"	1930	156	70.8
414-18-2-24R or L	24"	610	24"	610	1	24"	610	31¼"	807	66¾"	1696	158	71.7
414-18-2-24	24"	610	24"	610	2	24"	610	31¼"	807	88"	2235	180	81.7
414-22-2	22"	559	22"	559	0	-	29¾"	756	53½"	1359	80	36.3	
414-22-2-18R or L	22"	559	18"	457	1	18"	457	29¾"	756	69"	1753	190	86.2
414-22-2-18	22"	559	22"	559	2	18"	457	29¾"	756	84½"	2146	195	88.5
414-22-2-24R or L	22"	559	24"	610	1	24"	610	29¾"	756	75"	1905	193	87.6
414-22-2-24	22"	559	24"	610	2	24"	610	29¾"	756	96½"	2451	198	89.8
414-24-2	24"	610	24"	610	0	-	31¼"	807	57½"	1461	91	41.3	
414-24-2-18R or L	24"	610	18"	457	1	18"	457	31¼"	807	72¾"	1847	192	87.1
414-24-2-18	24"	610	24"	610	2	18"	457	31¼"	807	88"	2235	204	92.5
414-24-2-24R or L	24"	610	24"	610	1	24"	610	31¼"	807	78¾"	2000	208	94.4
414-24-2-24	24"	610	24"	610	2	24"	610	31¼"	807	100"	2540	211	95.7

EAGLE GROUP

100 Industrial Boulevard, Clayton, DE 19938-8903 USA

Phone: 302-653-3000 or 800-441-8440 • Fax: 302-653-2065

www.eaglegrp.com • www.eaglegrpnews.com • www.eaglehmc.com

Printed in U.S.A.
 ©2022 by Eagle Group

Rev. 12/22

Spec sheets available for viewing, printing or downloading from our online literature library at our websites

Although every attempt has been made to ensure the accuracy of the information provided, we cannot be held responsible for typographical or printing errors. Information and specifications are subject to change without notice. Please confirm at time of order.