



Profit from the Eagle Advantage®

Specification Sheet

Short Form Specifications

Eagle One, Two, or Three Compartment Sinks, model _____, with 2'-wide "Euro-Style" edging on front and sides. Unit constructed of heavy gauge type 430 stainless steel top and sink bowls. Sinks are deep-drawn, seamless and have all corners covered. Drainboards, when required, are "V" creased for positive drainage. 9½" high backsplash with 1" upturn and tile edge. Legs are 1½" O.D. galvanized tubing, with front-to-back crossbracing, and 1" high impact plastic adjustable bullet feet.



**FEATURING
2'-WIDE
EURO-STYLE
EDGING**

Options / Accessories

- Stainless steel legs
- Stainless steel bullet feet
- White metal bullet feet
- Lever drains
- Twist handle drains
- Twist drain brackets
- Faucets
- Sink covers
- Waste outlet
- Sink kits
- Overflow hole

EAGLE GROUP

100 Industrial Boulevard, Clayton, DE 19938-8903 USA
Phone: 302-653-3000 • 800-441-8440 • Fax: 302-653-2065
www.eaglegrp.com
www.eaglegrpnews.com
www.eaglemhc.com

For custom configuration or fabrication needs, contact our SpecFAB® Division.
Phone: 302-653-3000 • Fax: 302-653-2065 • e-mail: quotes@eaglegrp.com

Item No.: _____
 Project No.: _____
 S.I.S. No.: _____

412 Series Sinks

MODELS:

- 412-16-1
- 412-16-1-18
- 412-16-1-18*
- 412-16-1-24
- 412-16-1-24*
- 412-16-2
- 412-16-2-18
- 412-16-2-18*
- 412-16-2-24
- 412-16-2-24*
- 412-16-3
- 412-16-3-18
- 412-16-3-18*
- 412-16-3-24
- 412-16-3-24*

* See charts on back page for full model numbers.

Materials

- Sink bowls: Heavy gauge type 430 stainless steel.
- Top: Drainboards, backsplash and euro-style edging are heavy gauge type 430 stainless steel.
- Legs: 1½" (41mm)-diameter heavy-gauge galvanized tubing with plated 12-gauge gussets and high-impact corrosion resistant fully adjustable bullet feet.
- Crossbracing, running front-to-back, is 1" (25mm)-diameter heavy-gauge galvanized tubing.

Design and Construction Features

- All bowls have deep-drawn one-piece seamless construction, using state-of-the-art hydraulic presses.
- All sink bowls have a generous radius—3" (76mm) minimum—and are rectangular for maximum capacity.
- 10½" (267mm) water level — 13½" (343mm) flood level.
- 44" (1118mm) overall height.
- Entire assembly is fuse-welded and planished, providing a one-piece seamless sink unit.
- Drainboards, when provided, are integrally welded.
- 9½" (241mm)-high full length standard backsplash features 1" (25mm) upturn and tile edge for easy installation and feathering to wall/splash surface.
- Welded areas are blended to match adjacent surfaces with continuity of satin finish.
- Leg gussets are welded to a die-cut heavy gauge reinforcing plate.
- Leg gusset assemblies welded adjacent to sink bowls, providing increased stability and maximum weight support.

Mechanical:

- Faucet holes are 1½" (29mm), punched on 8" (203mm) centers.
- Basket-type waste drains included fit sink bowls' 3½" (89mm) opening and feature 1½" (38mm) outlet.

Certifications / Approvals



AutoQuotes



EG20.03 Rev. 12/22

Spec sheets available for viewing, printing or downloading from our online literature library at our websites

Eagle Foodservice Equipment, Eagle MHC, and SpecFAB® are divisions of Eagle Group. ©2022 by the Eagle Group

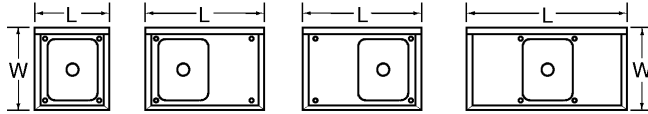


Profit from the Eagle Advantage®

 Item No.: _____
 Project No.: _____
 S.I.S. No.: _____

412 Series Sinks

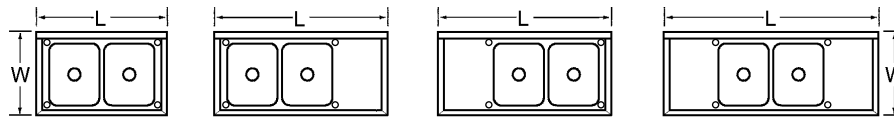
Sinks with One Compartment



TOP VIEW OF ONE-COMPARTMENT SINKS

model #	BOWL DIMENSIONS				DRAINBOARD			OVERALL DIMENSIONS				weight	
	width		length		quantity	length		width		length		lbs.	kg
	in.	mm	in.	mm			in.	mm	in.	mm	in.	mm	
412-16-1	20"	508	16"	406	0	-	-	27½"	699	23¼"	591	93	42.2
412-16-1-18R or L	20"	508	16"	406	1	18"	457	27½"	699	38⅞"	987	96	43.6
412-16-1-18	20"	508	16"	406	2	18"	457	27½"	699	54½"	1384	133	60.3
412-16-1-24R or L	20"	508	16"	406	1	24"	610	27½"	699	44⅞"	1140	99	44.9
412-16-1-24	20"	508	16"	406	2	24"	610	27½"	699	66½"	1689	135	61.2

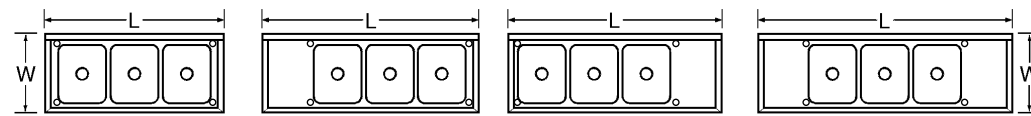
Sinks with Two Compartments



TOP VIEW OF TWO-COMPARTMENT SINKS

model #	BOWL DIMENSIONS				DRAINBOARD			OVERALL DIMENSIONS				weight	
	width		length		quantity	length		width		length		lbs.	kg
	in.	mm	in.	mm			in.	mm	in.	mm	in.	mm	
412-16-2	20"	508	16"	406	0	-	-	27½"	699	41"	1041	69	31.3
412-16-2-18R or L	20"	508	16"	406	1	18"	457	27½"	699	56⅝"	1438	127	57.6
412-16-2-18	20"	508	16"	406	2	18"	457	27½"	699	72¼"	1848	154	69.9
412-16-2-24R or L	20"	508	16"	406	1	24"	610	27½"	699	62⅝"	1591	156	70.8
412-16-2-24	20"	508	16"	406	2	24"	610	27½"	699	84¼"	2140	171	77.6

Sinks with Three Compartments



TOP VIEW OF THREE-COMPARTMENT SINKS

model #	BOWL DIMENSIONS				DRAINBOARD			OVERALL DIMENSIONS				weight	
	width		length		quantity	length		width		length		lbs.	kg
	in.	mm	in.	mm			in.	mm	in.	mm	in.	mm	
412-16-3	20"	508	16"	406	0	-	-	27½"	699	58¾"	1492	165	74.8
412-16-3-18R or L	20"	508	16"	406	1	18"	457	27½"	699	74⅜"	1889	170	77.1
412-16-3-18	20"	508	16"	406	2	18"	457	27½"	699	90"	2286	175	79.4
412-16-3-24R or L	20"	508	16"	406	1	24"	610	27½"	699	80⅝"	2042	190	86.2
412-16-3-24	20"	508	16"	406	2	24"	610	27½"	699	102"	2591	204	92.5

EAGLE GROUP

100 Industrial Boulevard, Clayton, DE 19938-8903 USA

Phone: 302-653-3000 or 800-441-8440 • Fax: 302-653-2065

www.eaglegrp.com • www.eaglegrpnews.com • www.eaglehmc.com

Printed in U.S.A.
©2022 by Eagle Group

Rev. 12/22

Spec sheets available for viewing, printing or downloading from our online literature library at our websites

Although every attempt has been made to ensure the accuracy of the information provided, we cannot be held responsible for typographical or printing errors. Information and specifications are subject to change without notice. Please confirm at time of order.