



Profit from the Eagle Advantage®

Specification Sheet

Short Form Specifications

Eagle Add-A-Shelf® Starter Units, model _____ Comes with two standard wire shelves, two Add-A-Shelf® shelves, two bags of Add-A-Shelf® collars, four 2-piece 1"-diameter numerically grooved posts (63" or 74" height), and split sleeves for all shelves. Available in chrome or black epoxy.



Options / Accessories

- Ledges
- Dividers
- Shelf markers

EAGLE GROUP
100 Industrial Boulevard
Clayton, DE 19938-8903 USA
Phone: 302-653-3000 • 800-441-8440
Fax: 302-653-2065
www.eaglegrp.com • www.eaglemh.com

For custom configuration or fabrication needs, contact our **SpecFAB® Division**.
 Phone: 302-653-3000 • Fax: 302-653-2065 • e-mail: quotes@eaglegrp.com

Item No.: _____
 Project No.: _____
 S.I.S. No.: _____

Add-A-Shelf® Starter Units

MODELS:

- | | |
|--|--|
| <input type="checkbox"/> RS4-63-A1436* | <input type="checkbox"/> RS4-74-A1436* |
| <input type="checkbox"/> RS4-63-A1448* | <input type="checkbox"/> RS4-74-A1448* |
| <input type="checkbox"/> RS4-63-A1836* | <input type="checkbox"/> RS4-74-A1836* |
| <input type="checkbox"/> RS4-63-A1848* | <input type="checkbox"/> RS4-74-A1848* |
| <input type="checkbox"/> RS4-63-A2136* | <input type="checkbox"/> RS4-74-A2136* |
| <input type="checkbox"/> RS4-63-A2148* | <input type="checkbox"/> RS4-74-A2148* |
| <input type="checkbox"/> RS4-63-A2436* | <input type="checkbox"/> RS4-74-A2436* |
| <input type="checkbox"/> RS4-63-A2448* | <input type="checkbox"/> RS4-74-A2448* |

* See charts on back for complete model numbers.

Design and Construction Features

- Starter unit kit includes the following:
 - Two standard shelves
 - Two Add-A-Shelf® shelves
 - Two bags of Add-A-Shelf® collars
 - Four bags of split sleeves
 - Four 2-piece posts
- Add-A-Shelf® shelves (patent #5,884,567) feature special collars (patent #D 395,000) that allow addition or removal of shelf without disassembling the entire unit.
- Front edge of Add-A-Shelf® shelf can be lowered as much as 4" (102mm) to create a slanted shelf.
- Patented QuadTruss® design (patent #5,390,803) featured on standard shelves** for increased strength and durability.
- Posts are 1" (25mm)-diameter, numerically grooved, with post cap and leveling feet.
- All in one box, reducing shipping costs.

** Standard shelves must be used as top and bottom shelves of unit.
 Add-A-Shelf® shelves are to be used as intermediate shelves only.

Certifications / Approvals



AutoQuotes



EG01.11B Rev. 05/22

Spec sheets available for viewing, printing or downloading from our online literature library at www.eaglegrp.com

Eagle Foodservice Equipment, Eagle MHC, and SpecFAB® are divisions of Eagle Group. ©2022 by the Eagle Group



Item No.: _____
 Project No.: _____
 S.I.S. No.: _____

Add-A-Shelf® Starter Units

Units with 63" (1600mm) Posts


chrome model #	black model #	width		length		weight	
		in.	mm	in.	mm	lb	kg
RS4-63-A1436C	RS4-63-A1436BL	14"	356	36"	914	46	20.9
RS4-63-A1448C	RS4-63-A1448BL	14"	356	48"	1219	54	24.5
RS4-63-A1836C	RS4-63-A1836BL	18"	457	36"	914	50	22.7
RS4-63-A1848C	RS4-63-A1848BL	18"	457	48"	1219	62	28.1
RS4-63-A2136C	RS4-63-A2136BL	21"	533	36"	914	58	26.3
RS4-63-A2148C	RS4-63-A2148BL	21"	533	48"	1219	70	31.8
RS4-63-A2436C	RS4-63-A2436BL	24"	610	36"	914	66	29.9
RS4-63-A2448C	RS4-63-A2448BL	24"	610	48"	1219	78	35.4

Units with 74" (1880mm) Posts


chrome model #	black model #	width		length		weight	
		in.	mm	in.	mm	lb	kg
RS4-74-A1436C	RS4-74-A1436BL	14"	356	36"	914	48	21.8
RS4-74-A1448C	RS4-74-A1448BL	14"	356	48"	1219	56	25.4
RS4-74-A1836C	RS4-74-A1836BL	18"	457	36"	914	52	23.6
RS4-74-A1848C	RS4-74-A1848BL	18"	457	48"	1219	64	29.0
RS4-74-A2136C	RS4-74-A2136BL	21"	533	36"	914	60	27.2
RS4-74-A2148C	RS4-74-A2148BL	21"	533	48"	1219	72	32.7
RS4-74-A2436C	RS4-74-A2436BL	24"	610	36"	914	68	30.8
RS4-74-A2448C	RS4-74-A2448BL	24"	610	48"	1219	80	36.3

Note: Add-A-Shelf® Starter Units are not recommended for mobile application.

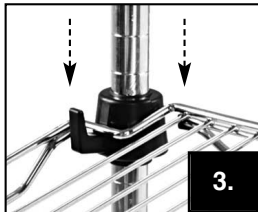
Add-A-Shelf® assembly is a simple 3-step exercise:



1. Snap the split sleeves onto a post over the number of your choice.



2. Slide the Add-A-Shelf® collar over the split sleeves. When the collar is together, a positive lock is created without the use of any tools.



3. Place shelf over collar to complete.

Note: See spec sheet #EG01.11A for Add-A-Shelf® shelves

EAGLE GROUP
 100 Industrial Boulevard, Clayton, DE 19938-8903 USA
 Phone: 302-653-3000 or 800-441-8440 • Fax: 302-653-2065
 www.eaglegrp.com • www.eaglehmc.com

Printed in U.S.A.
 ©2022 by Eagle Group
 Rev. 05/22

Spec sheets available for viewing, printing or downloading from our online literature library at www.eaglegrp.com

Although every attempt has been made to ensure the accuracy of the information provided, we cannot be held responsible for typographical or printing errors. Information and specifications are subject to change without notice. Please confirm at time of order.