



Profit from the Eagle Advantage®

Specification Sheet

Short Form Specifications

Eagle Spec-Bar® Angular Workboard, model _____. Heavy gauge type 304 stainless steel construction. Stainless steel removable perforated insert, drain and mounting clips.



inner angle workboard



outer angle workboard

Item No.:	_____
Project No.:	_____
S.I.S. No.:	_____

Spec-Bar® Angle Workboards

MODELS:

- | | |
|------------------------------------|------------------------------------|
| <input type="checkbox"/> WBOC75-19 | <input type="checkbox"/> WBOC75-24 |
| <input type="checkbox"/> WBIC75-19 | <input type="checkbox"/> WBIC75-24 |
| <input type="checkbox"/> WBOC60-19 | <input type="checkbox"/> WBOC60-24 |
| <input type="checkbox"/> WBIC60-19 | <input type="checkbox"/> WBIC60-24 |
| <input type="checkbox"/> WBOC45-19 | <input type="checkbox"/> WBOC45-24 |
| <input type="checkbox"/> WBIC45-19 | <input type="checkbox"/> WBIC45-24 |
| <input type="checkbox"/> WBOC30-19 | <input type="checkbox"/> WBOC30-24 |
| <input type="checkbox"/> WBIC30-19 | <input type="checkbox"/> WBIC30-24 |
| <input type="checkbox"/> WBOC15-19 | <input type="checkbox"/> WBOC15-24 |
| <input type="checkbox"/> WBIC15-19 | <input type="checkbox"/> WBIC15-24 |

Design and Construction Features

- Backsplash, front, side panels, and perforated inserts are 20 gauge stainless steel.
- Constructed of all type 304 stainless steel for strength and corrosion resistance.
- Includes removable stainless steel perforated insert.
- Drains are 1½" (38mm) I.P.S. threaded with nut and washer.
- Mounting screws included.

EAGLE GROUP

100 Industrial Boulevard, Clayton, DE 19938-8903 USA
 Phone: 302-653-3000 • 800-441-8440 • Fax: 302-653-2065
www.eaglegrp.com
www.eaglemhc.com

For custom configuration or fabrication needs, contact our SpecFAB® Division.
 Phone: 302-653-3000 • Fax: 302-653-2065 • e-mail: quotes@eaglegrp.com



EG40.31 Rev. 05/24

Spec sheets available for viewing, printing or downloading from our online literature library at our websites



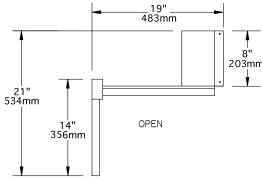
Profit from the Eagle Advantage®

Item No.: _____

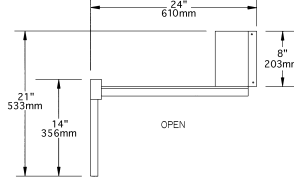
Project No.: _____

S.I.S. No.: _____

Spec-Bar® Angle Workboards



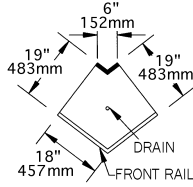
typical 19" (483mm) width elevation



typical 24" (610mm) width elevation

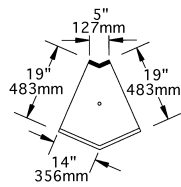
Angle Workboards to fit 19" (483mm) underbar equipment

75° Outer Corner



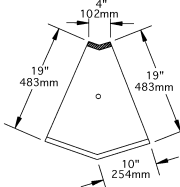
model #WBOC75-19

60° Outer Corner



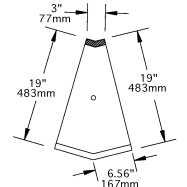
model #WBOC60-19

45° Outer Corner



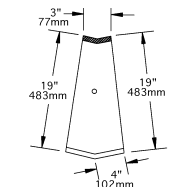
model #WBOC45-19

30° Outer Corner



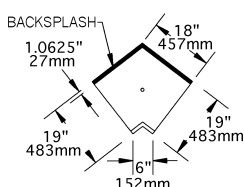
model #WBOC30-19

15° Outer Corner



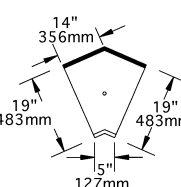
model #WBOC15-19

75° Inner Corner



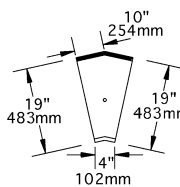
model #WBIC75-19

60° Inner Corner



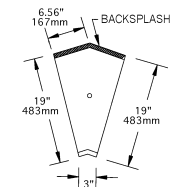
model #WBIC60-19

45° Inner Corner



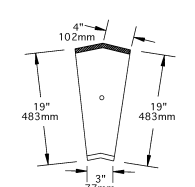
model #WBIC45-19

30° Inner Corner



model #WBIC30-19

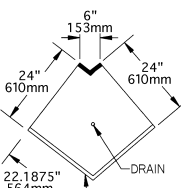
15° Inner Corner



model #WBIC15-19

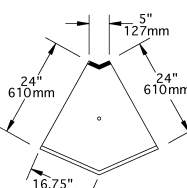
Angle Workboards to fit 24" (610mm) underbar equipment

75° Outer Corner



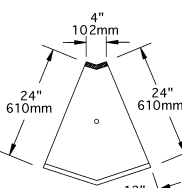
model #WBOC75-24

60° Outer Corner



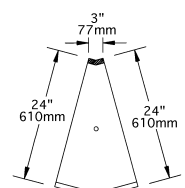
model #WBOC60-24

45° Outer Corner



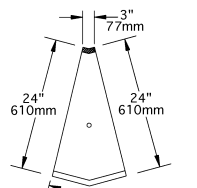
model #WBOC45-24

30° Outer Corner



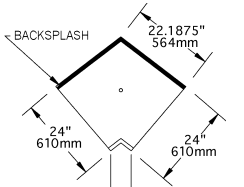
model #WBOC30-24

15° Outer Corner



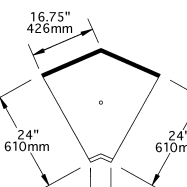
model #WBOC15-24

75° Inner Corner



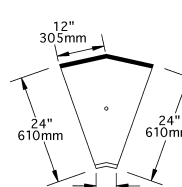
model #WBIC75-24

60° Inner Corner



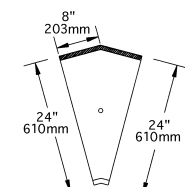
model #WBIC60-24

45° Inner Corner



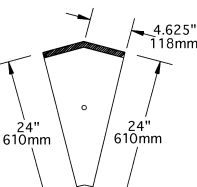
model #WBIC45-24

30° Inner Corner



model #WBIC30-24

15° Inner Corner



model #WBIC15-24

EAGLE GROUP

100 Industrial Boulevard, Clayton, DE 19938-8903 USA

Phone: 302-653-3000 or 800-441-8440 • Fax: 302-653-2065

www.eaglegrp.com • www.eaglehmc.com

Printed in U.S.A.

©2024 by Eagle Group

Rev. 05/24

Spec sheets available for viewing, printing or downloading from our online literature library at our websites

Although every attempt has been made to ensure the accuracy of the information provided, we cannot be held responsible for typographical or printing errors. Information and specifications are subject to change without notice. Please confirm at time of order.