



Profit from the Eagle Advantage®

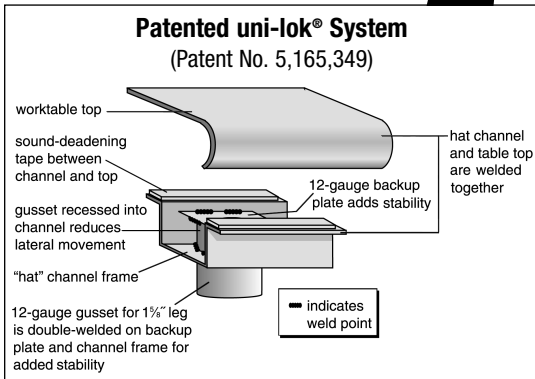
Specification Sheet

Short Form Specifications

Eagle worktables, Budget series, model _____.
Top constructed of heavy gauge type 430 stainless steel with 1½" roll on front and rear, and sides turned down 90°. Open front with 1½" O.D. stainless steel tubular crossbracing on sides and rear. Top reinforced with welded hat channels and sound deadened. Constructed with uni-lok® patented gusset system with the gussets recessed into the hat channels to reduce lateral movement. Legs 1½" O.D., stainless steel tubing with stainless steel gussets and 1" stainless steel adjustable bullet feet.



worktable with flat top and tubular base
—shown with optional drawer



Item No.: _____
Project No.: _____
S.I.S. No.: _____

Worktables with Flat Top and Stainless Steel Tubular Base —Budget Series

MODELS:

- T2424STB T24108STB T3072STB T3660STB
- T2430STB T24120STB T3084STB T3672STB
- T2436STB T24132STB T3096STB T3684STB
- T2448STB T24144STB T30108STB T3696STB
- T2460STB T3030STB T30120STB T36108STB
- T2472STB T3036STB T30132STB T36120STB
- T2484STB T3048STB T30144STB T36132STB
- T2496STB T3060STB T3648STB T36144STB

Tabletop

- Patented uni-lok® gusset system (patent #5,165,349): gussets are recessed into hat channel, reducing lateral movement.
- Top reinforced with welded-on hat channel.
- Sound-deadened between top and channels.
- 1½" (38mm)-diameter 180° rolled edges on front and rear. Ends are turned down 90°, providing for flush installations when required.
- Heavy gauge type 430 polished stainless steel.

Crossbracing—1¼" (38mm)-diameter

- Heavy gauge stainless steel.
- Aluminum castings join crossbraces, legs and rear brace.

Legs—1½" (41mm)-diameter

- Tables 96" (2438mm) and longer come with six legs or more.
- Heavy gauge stainless steel.
- 1" (25mm) adjustable stainless steel feet.

Options / Accessories

- Drawer
- Lock
- Casters
- Overshelves
- Knockdown Welded Base (see back page)
- Duplex receptacles
- Pot rack
- Sink
- Stabilizer Bar (for 30"- and 36"-wide tables)

EAGLE GROUP

100 Industrial Boulevard, Clayton, DE 19938-8903 USA
Phone: 302-653-3000 • 800-441-8440 • Fax: 302-653-2065
www.eaglegrp.com
www.eaglehmc.com

For custom configuration or fabrication needs, contact our SpecFAB® Division.
Phone: 302-653-3000 • Fax: 302-653-2065 • e-mail: quotes@eaglegrp.com



EG10.43A Rev. 08/24

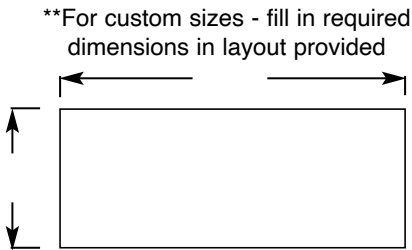
Spec sheets available for viewing, printing or downloading from our online literature library at our websites



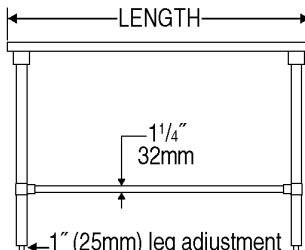
Profit from the Eagle Advantage®

Item No.: _____
 Project No.: _____
 S.I.S. No.: _____

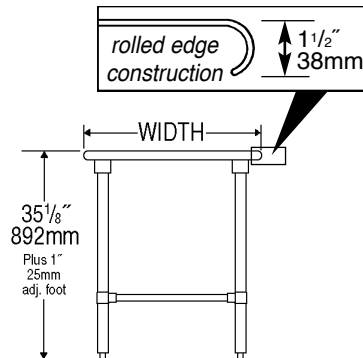
Worktables with Flat Top and Stainless Steel Tubular Base—Budget Series



TOP VIEW



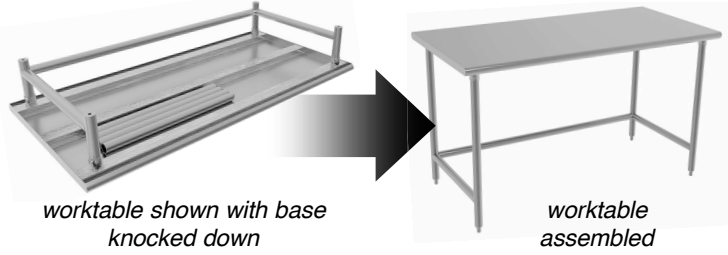
FRONT VIEW



SIDE VIEW

model #	# of legs	width		length		weight	
		in.	mm	in.	mm	lbs.	kg
T2424STB	4	24"	610	24"	610	44	20.0
T2430STB	4	24"	610	30"	762	51	23.1
T2436STB	4	24"	610	36"	914	53	24.0
T2448STB	4	24"	610	48"	1219	67	30.4
T2460STB	4	24"	610	60"	1524	79	35.8
T2472STB	4	24"	610	72"	1829	82	37.2
T2484STB	4	24"	610	84"	2134	132	59.9
T2496STB	6	24"	610	96"	2438	157	71.2
T24108STB	6	24"	610	108"	2743	160	72.6
T24120STB	6	24"	610	120"	3048	165	74.8
T24132STB	8	24"	610	132"	3353	199	90.3
T24144STB	8	24"	610	144"	3658	234	106.1
T3030STB	4	30"	762	30"	762	55	25.0
T3036STB	4	30"	762	36"	914	62	28.1
T3048STB	4	30"	762	48"	1219	77	34.9
T3060STB	4	30"	762	60"	1524	87	39.5
T3072STB	4	30"	762	72"	1829	105	47.6
T3084STB	4	30"	762	84"	2134	137	62.1
T3096STB	6	30"	762	96"	2438	169	76.7
T30108STB	6	30"	762	108"	2743	176	79.6
T30120STB	6	30"	762	120"	3048	182	82.6
T30132STB	8	30"	762	132"	3353	210	95.3
T30144STB	8	30"	762	144"	3658	218	98.9
T3648STB	4	36"	914	48"	1219	84	38.1
T3660STB	4	36"	914	60"	1524	99	44.9
T3672STB	4	36"	914	72"	1829	114	51.7
T3684STB	4	36"	914	84"	2134	183	83.0
T3696STB	6	36"	914	96"	2438	203	92.1
T36108STB	6	36"	914	108"	2743	210	95.3
T36120STB	6	36"	914	120"	3048	217	98.4
T36132STB	8	36"	914	132"	3353	229	103.9
T36144STB	8	36"	914	144"	3658	241	109.3

NEW Option for Worktables with Stainless Steel Base: Knockdown Welded Base PATENT PENDING



worktable shown with base knocked down

worktable assembled

- Precision machined stainless steel threaded inserts pressed into 16 gauge 1 5/8"-diameter leg sections for knockdown construction
- C-Frame stainless steel tubular base

Add suffix "-KDWB" to worktable model number (ex: T2436STB-KDWB). See EG8217 for more info.

EAGLE GROUP
 100 Industrial Boulevard, Clayton, DE 19938-8903 USA
 Phone: 302-653-3000 or 800-441-8440 • Fax: 302-653-2065
 www.eaglegrp.com • www.eaglehmc.com

Printed in U.S.A.
 ©2024 by Eagle Group
 Rev. 08/24

Spec sheets available for viewing, printing or downloading from our online literature library at our websites

Although every attempt has been made to ensure the accuracy of the information provided, we cannot be held responsible for typographical or printing errors. Information and specifications are subject to change without notice. Please confirm at time of order.