



Profit from the Eagle Advantage®  
 Foodservice Division: (800) 441-8440  
 MHC/Retail Display Divisions: (800) 637-5100  
 FAX: (302) 653-2065

# Foodservice Product Announcement

## Short Form Specifications

Eagle QuadPLUS™, model \_\_\_\_\_. Blue polymer shelf mat available with standard wire truss frame or with Quad-Adjust® wire truss frame. Pack of four split sleeves per truss frame. Chrome and VALU-MASTER® gray epoxy frame finishes offered. Louvered and solid mats available.

Item #:	_____
Model #:	_____
Project #:	_____
SIS #:	_____

EG8147 Rev. 05/12

## Features

- Blue polymer shelf mats with choice of standard wire truss frames or Quad-Adjust® truss frames
- Mats lay securely on top of truss frame or standard wire shelf\*
- Injection-molded polypropylene mats feature MICROGARD® antimicrobial protection
- 800 lb. weight capacity for shelves up to 48", 600 lb. 54" through 72" long - evenly distributed static load
- Louvered and solid mats available
- Easy assembly - no tools required
- Easy cleaning
- Dishwasher-safe
- Truss frames coated with chrome or Valu-Master® gray epoxy finish (other finishes available, consult factory)
- Both style of truss frames can be fitted onto the same shelf unit
- Set of four split sleeves (included with each truss frame) snap onto Eagle's 1"-diameter posts
- Temperature rating: -20°F to 125°F

**\*Polymer shelf mats can also be placed over an existing Eagle wire shelf - order just shelf mats.**


*Another Eagle Advantage*

For custom configuration or fabrication needs, contact our **SpecFAB® Division**.  
 Phone: (302) 653-3000. FAX: (302) 653-3091.  
 E-mail: [specfab@eaglegrp.com](mailto:specfab@eaglegrp.com)



## Polymer Shelf Mats

*with Wire Truss Frames*



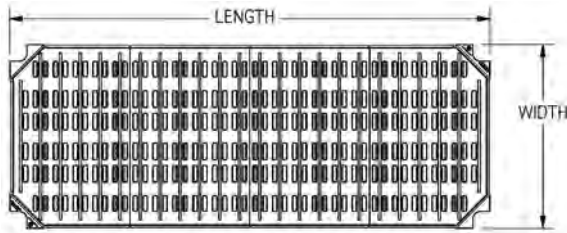
*QuadPLUS™ shown with standard wire truss frame*

- **Versatile**  
*Perfect for a variety of shelving tasks. Truss frames adjustable at 1" increments to accommodate many applications.*
- **Durable**  
*High-impact polymer will never corrode nor rust. Epoxy coated heavy gauge steel truss frames.*
- **Interchangeable**  
*Standard wire truss frames and Quad-Adjust® truss frames accept QuadPLUS™ Polymer Shelf Mats.*
- **MICROGARD® Antimicrobial Protection**  
*Standard on polymer mats. Contains built-in protection against bacteria, mold and mildew.*

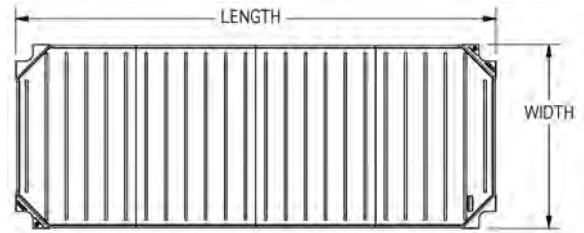




Profit from the Eagle Advantage®



TOP VIEW OF LOUVERED MAT



TOP VIEW OF SOLID MAT

### QuadPLUS™ with Standard Wire Truss Frames -

Includes 1 truss frame and louvered or solid mats.

width x length in. mm		...with VALU-MASTER® gray epoxy finish		...with Chrome finish	
		with louvered mats model #	with solid mats model #	with louvered mats model #	with solid mats model #
18" x 24"	457 x 610	QPF-1824V-BL	QPF-1824V-BS	QPF-1824C-BL	QPF-1824C-BS
18" x 30"	457 x 762	QPF-1830V-BL	QPF-1830V-BS	QPF-1830C-BL	QPF-1830C-BS
18" x 36"	457 x 914	QPF-1836V-BL	QPF-1836V-BS	QPF-1836C-BL	QPF-1836C-BS
18" x 42"	457 x 1067	QPF-1842V-BL	QPF-1842V-BS	QPF-1842C-BL	QPF-1842C-BS
18" x 48"	457 x 1219	QPF-1848V-BL	QPF-1848V-BS	QPF-1848C-BL	QPF-1848C-BS
18" x 54"	457 x 1372	QPF-1854V-BL	QPF-1854V-BS	QPF-1854C-BL	QPF-1854C-BS
18" x 60"	457 x 1524	QPF-1860V-BL	QPF-1860V-BS	QPF-1860C-BL	QPF-1860C-BS
18" x 72"	457 x 1829	QPF-1872V-BL	QPF-1872V-BS	QPF-1872C-BL	QPF-1872C-BS
21" x 24"	533 x 610	QPF-2124V-BL	QPF-2124V-BS	QPF-2124C-BL	QPF-2124C-BS
21" x 30"	533 x 762	QPF-2130V-BL	QPF-2130V-BS	QPF-2130C-BL	QPF-2130C-BS
21" x 36"	533 x 914	QPF-2136V-BL	QPF-2136V-BS	QPF-2136C-BL	QPF-2136C-BS
21" x 42"	533 x 1067	QPF-2142V-BL	QPF-2142V-BS	QPF-2142C-BL	QPF-2142C-BS
21" x 48"	533 x 1219	QPF-2148V-BL	QPF-2148V-BS	QPF-2148C-BL	QPF-2148C-BS
21" x 54"	533 x 1372	QPF-2154V-BL	QPF-2154V-BS	QPF-2154C-BL	QPF-2154C-BS
21" x 60"	533 x 1524	QPF-2160V-BL	QPF-2160V-BS	QPF-2160C-BL	QPF-2160C-BS
21" x 72"	533 x 1829	QPF-2172V-BL	QPF-2172V-BS	QPF-2172C-BL	QPF-2172C-BS
24" x 24"	610 x 610	QPF-2424V-BL	QPF-2424V-BS	QPF-2424C-BL	QPF-2424C-BS
24" x 30"	610 x 762	QPF-2430V-BL	QPF-2430V-BS	QPF-2430C-BL	QPF-2430C-BS
24" x 36"	610 x 914	QPF-2436V-BL	QPF-2436V-BS	QPF-2436C-BL	QPF-2436C-BS
24" x 42"	610 x 1067	QPF-2442V-BL	QPF-2442V-BS	QPF-2442C-BL	QPF-2442C-BS
24" x 48"	610 x 1219	QPF-2448V-BL	QPF-2448V-BS	QPF-2448C-BL	QPF-2448C-BS
24" x 54"	610 x 1372	QPF-2454V-BL	QPF-2454V-BS	QPF-2454C-BL	QPF-2454C-BS
24" x 60"	610 x 1524	QPF-2460V-BL	QPF-2460V-BS	QPF-2460C-BL	QPF-2460C-BS
24" x 72"	610 x 1829	QPF-2472V-BL	QPF-2472V-BS	QPF-2472C-BL	QPF-2472C-BS



Standard Collar

### QuadPLUS™ with Quad-Adjust® Truss Frames -

Includes 1 truss frame and louvered or solid mats.

width x length in. mm		...with VALU-MASTER® gray epoxy finish		...with Chrome finish	
		with louvered mats model #	with solid mats model #	with louvered mats model #	with solid mats model #
18" x 24"	457 x 610	QPF-QA1824V-BL	QPF-QA1824V-BS	QPF-QA1824C-BL	QPF-QA1824C-BS
18" x 30"	457 x 762	QPF-QA1830V-BL	QPF-QA1830V-BS	QPF-QA1830C-BL	QPF-QA1830C-BS
18" x 36"	457 x 914	QPF-QA1836V-BL	QPF-QA1836V-BS	QPF-QA1836C-BL	QPF-QA1836C-BS
18" x 42"	457 x 1067	QPF-QA1842V-BL	QPF-QA1842V-BS	QPF-QA1842C-BL	QPF-QA1842C-BS
18" x 48"	457 x 1219	QPF-QA1848V-BL	QPF-QA1848V-BS	QPF-QA1848C-BL	QPF-QA1848C-BS
18" x 54"	457 x 1372	QPF-QA1854V-BL	QPF-QA1854V-BS	QPF-QA1854C-BL	QPF-QA1854C-BS
18" x 60"	457 x 1524	QPF-QA1860V-BL	QPF-QA1860V-BS	QPF-QA1860C-BL	QPF-QA1860C-BS
18" x 72"	457 x 1829	QPF-QA1872V-BL	QPF-QA1872V-BS	QPF-QA1872C-BL	QPF-QA1872C-BS
21" x 24"	533 x 610	QPF-QA2124V-BL	QPF-QA2124V-BS	QPF-QA2124C-BL	QPF-QA2124C-BS
21" x 30"	533 x 762	QPF-QA2130V-BL	QPF-QA2130V-BS	QPF-QA2130C-BL	QPF-QA2130C-BS
21" x 36"	533 x 914	QPF-QA2136V-BL	QPF-QA2136V-BS	QPF-QA2136C-BL	QPF-QA2136C-BS
21" x 42"	533 x 1067	QPF-QA2142V-BL	QPF-QA2142V-BS	QPF-QA2142C-BL	QPF-QA2142C-BS
21" x 48"	533 x 1219	QPF-QA2148V-BL	QPF-QA2148V-BS	QPF-QA2148C-BL	QPF-QA2148C-BS
21" x 54"	533 x 1372	QPF-QA2154V-BL	QPF-QA2154V-BS	QPF-QA2154C-BL	QPF-QA2154C-BS
21" x 60"	533 x 1524	QPF-QA2160V-BL	QPF-QA2160V-BS	QPF-QA2160C-BL	QPF-QA2160C-BS
21" x 72"	533 x 1829	QPF-QA2172V-BL	QPF-QA2172V-BS	QPF-QA2172C-BL	QPF-QA2172C-BS
24" x 24"	610 x 610	QPF-QA2424V-BL	QPF-QA2424V-BS	QPF-QA2424C-BL	QPF-QA2424C-BS
24" x 30"	610 x 762	QPF-QA2430V-BL	QPF-QA2430V-BS	QPF-QA2430C-BL	QPF-QA2430C-BS
24" x 36"	610 x 914	QPF-QA2436V-BL	QPF-QA2436V-BS	QPF-QA2436C-BL	QPF-QA2436C-BS
24" x 42"	610 x 1067	QPF-QA2442V-BL	QPF-QA2442V-BS	QPF-QA2442C-BL	QPF-QA2442C-BS
24" x 48"	610 x 1219	QPF-QA2448V-BL	QPF-QA2448V-BS	QPF-QA2448C-BL	QPF-QA2448C-BS
24" x 54"	610 x 1372	QPF-QA2454V-BL	QPF-QA2454V-BS	QPF-QA2454C-BL	QPF-QA2454C-BS
24" x 60"	610 x 1524	QPF-QA2460V-BL	QPF-QA2460V-BS	QPF-QA2460C-BL	QPF-QA2460C-BS
24" x 72"	610 x 1829	QPF-QA2472V-BL	QPF-QA2472V-BS	QPF-QA2472C-BL	QPF-QA2472C-BS



New Quad-Adjust® Collar - allows the addition or removable of a shelf without having to disassemble the entire shelf unit.