



Profit from the Eagle Advantage®

Specification Sheet

Short Form Specifications

Eagle Mobile Soak Sinks, model _____ constructed of 14/304 stainless steel with 2"-wide euro-style edge on all sides. 8"-deep stainless steel sink with lever drain. 1½" O.D. 16/304 stainless steel tubular legs, stainless steel gussets, stainless steel crossbracing and four 5"-diameter casters (two with brakes).

Eagle Mobile Silverware Soak Sinks, model _____ constructed of 14/304 stainless steel with 2"-wide euro-style edge on all sides. 8"-deep stainless steel sink with lever drain, stainless steel perforated lift-out basket, and removable stainless steel silver chute. 1½" O.D. stainless steel tubular legs, stainless steel gussets, stainless steel crossbracing and four 5"-diameter casters (two with brakes).



mobile soak sink

Item No.:	_____
Project No.:	_____
S.I.S. No.:	_____

Mobile Soak Sinks

MODELS:

- MSS2020
- MSS2424
- MSS2020SC
- MSS2424SC

Design and Construction Features

- 14 gauge type 304 all-welded stainless steel construction.
- 2" (51mm) euro-style edge on all four sides.
- 8" (203mm)-deep sink with generous corner radius.
- Lever drain.
- Four 5" (127mm) casters - two with brakes.
- Stainless steel gussets, legs, and crossbrace.
- Removable stainless steel chute and perforated basket standard on silver soak sinks.

EAGLE GROUP
 100 Industrial Boulevard, Clayton, DE 19938-8903 USA
 Phone: 302-653-3000 • Fax: 302-653-2065
 www.eaglegrp.com

Foodservice Division: Phone 800-441-8440
MHC/Retail Display Divisions: Phone 800-637-5100

For custom configuration or fabrication needs, contact our **SpecFAB® Division**.
 Phone: 302-653-3000 • Fax: 302-653-2065 • e-mail: quotes@eaglegrp.com



AUTOQUOTES



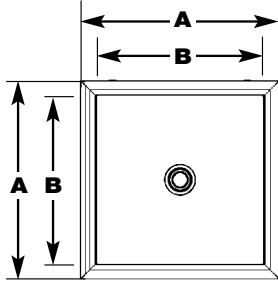
EG50.04 Rev. 11/17

Spec sheets available for viewing, printing or downloading from our online literature library at www.eaglegrp.com

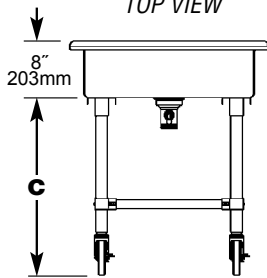


Item No.: _____
 Project No.: _____
 S.I.S. No.: _____

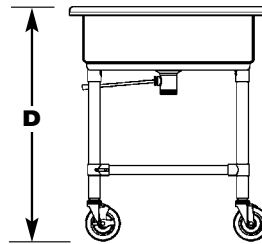
Mobile Soak Sinks



TOP VIEW



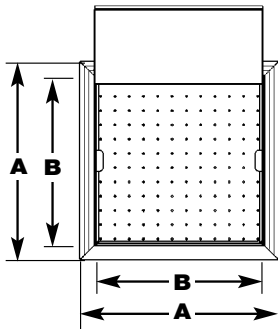
FRONT VIEW



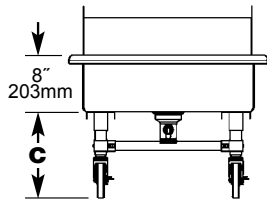
SIDE VIEW

33" (838mm)-High Mobile Soak Sinks

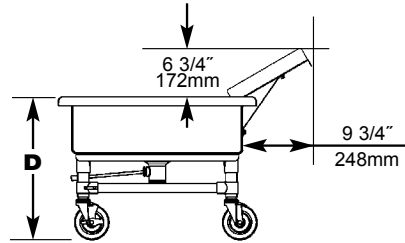
model #	dimensions								weight	
	A		B		C		D		lbs.	kg
MSS2020	24"	610	20"	508	25"	635	33"	838	80	36.3
MSS2424	28"	711	24"	610	25"	635	33"	838	90	40.8



TOP VIEW



FRONT VIEW



SIDE VIEW

20" (508mm)-High Mobile Silverware Soak Sinks with Removable Chute and Silverware Basket

model #	dimensions								weight	
	A		B		C		D		lbs.	kg
MSS2020SC	24"	610	20"	508	12"	305	20"	508	75	34.0
MSS2424SC	28"	711	24"	610	12"	305	20"	508	85	38.6

EAGLE GROUP
 100 Industrial Boulevard, Clayton, DE 19938-8903 USA
 Phone: 302-653-3000 • Fax: 302-653-2065
 www.eaglegrp.com

Foodservice Division: Phone 800-441-8440
 MHC/Retail Display Divisions: Phone 800-637-5100

Printed in U.S.A.
 ©2017 by Eagle Group
 Rev. 11/17

Spec sheets available for viewing, printing or downloading from our online literature library at www.eaglegrp.com

Although every attempt has been made to ensure the accuracy of the information provided, we cannot be held responsible for typographical or printing errors. Information and specifications are subject to change without notice. Please confirm at time of order.