


Foodservice Equipment • Material Handling, Healthcare & Cleanroom Equipment • Retail Display

## New QuadAdjust™ Wire Shelving



patented  
**QuadTruss®**  
design

**PATENT  
PENDING!**



channel of shelf corner fits into slot of collar attached to split sleeve



QuadAdjust™ shelf unit

Item #: \_\_\_\_\_  
Model #: \_\_\_\_\_  
Project #: \_\_\_\_\_  
SIS #: \_\_\_\_\_


Optional Accessories	Model #	Qty.
Casters		
Ledges		
Dividers		
Rods & tabs		
Aluminum split sleeves		
Shelf markers		

- Patented QuadTruss® shelves (patent #5,390,803) for increased strength and durability.
- Shelves feature special interlocking corners that fit in slots of collars mounted to split sleeves, allowing addition or removal of a shelf without the need to disassemble the entire shelf unit.
- Tapered split sleeves create a positive lock that becomes stronger as the load increases.
- Posts are numbered in increments of 1" (25mm) to ensure fast and level assembly.
- Leveling feet are provided to help compensate for uneven floor surfaces.
- Shelf utilizes a pincer-type design with the mat wire sandwiched between the two top truss wires, adding significant strength and distributing the entire load without stress and strain on the welds.


### Assembly is a simple 3-step exercise:



1) Snap the split sleeves onto a post over the number of your choice.



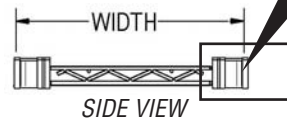

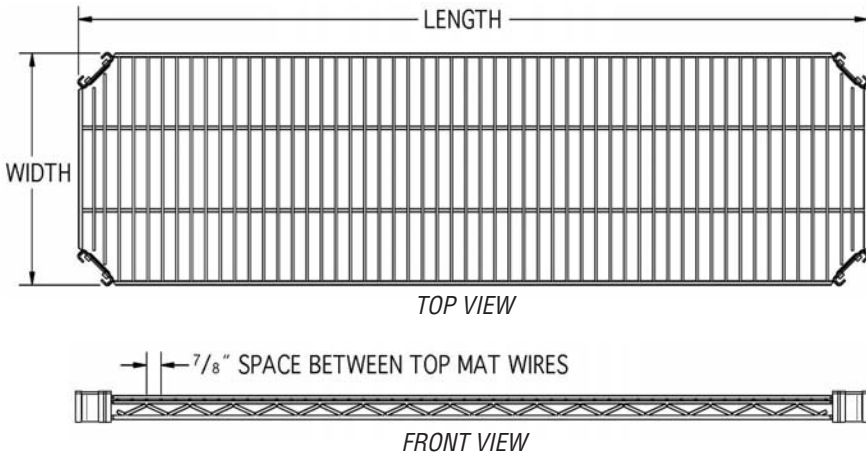
2) Attach the QuadAdjust™ slotted collar onto the split sleeves.



3) Slide shelf into slotted collar to complete.

Spec sheets available for viewing, printing or downloading from our online literature library at [www.eaglegrp.com](http://www.eaglegrp.com)

# QuadAdjust™ Wire Shelving



## Shelves

width x length		weight		EAGLEbrite®	chrome	Valu-Master®	Valu-Gard®	EAGLEgard®
in.	mm	lb.	kg	model #	model #	model #	model #	model #
14" x 36"	356 x 914	8	3.6	QA1436Z	QA1436C	QA1436V	QA1436VG	QA1436E
14" x 48"	356 x 1219	10	4.6	QA1448Z	QA1448C	QA1448V	QA1448VG	QA1448E
14" x 60"	356 x 1524	14	6.4	QA1460Z	QA1460C	QA1460V	QA1460VG	QA1460E
14" x 72"	356 x 1829	17	7.7	QA1472Z	QA1472C	QA1472V	QA1472VG	QA1472E
18" x 36"	457 x 914	9	4.1	QA1836Z	QA1836C	QA1836V	QA1836VG	QA1836E
18" x 48"	457 x 1219	12	5.5	QA1848Z	QA1848C	QA1848V	QA1848VG	QA1848E
18" x 60"	457 x 1524	17	7.7	QA1860Z	QA1860C	QA1860V	QA1860VG	QA1860E
18" x 72"	457 x 1829	20	9.1	QA1872Z	QA1872C	QA1872V	QA1872VG	QA1872E
21" x 36"	533 x 914	11	5.0	QA2136Z	QA2136C	QA2136V	QA2136VG	QA2136E
21" x 48"	533 x 1219	14	6.4	QA2148Z	QA2148C	QA2148V	QA2148VG	QA2148E
21" x 60"	533 x 1524	18	8.2	QA2160Z	QA2160C	QA2160V	QA2160VG	QA2160E
21" x 72"	533 x 1829	24	10.9	QA2172Z	QA2172C	QA2172V	QA2172VG	QA2172E
24" x 36"	610 x 914	13	5.9	QA2436Z	QA2436C	QA2436V	QA2436VG	QA2436E
24" x 48"	610 x 1219	16	7.3	QA2448Z	QA2448C	QA2448V	QA2448VG	QA2448E
24" x 60"	610 x 1524	21	9.5	QA2460Z	QA2460C	QA2460V	QA2460VG	QA2460E
24" x 72"	610 x 1829	26	11.8	QA2472Z	QA2472C	QA2472V	QA2472VG	QA2472E

Note: MICROGARD® antimicrobial protection standard on all EAGLEgard® shelving.

## Posts

Numerically grooved in 1" (25mm) increments. Includes post cap and leveling bolt.

height		weight		EAGLEbrite®	chrome	Valu-Master®	Valu-Gard®	EAGLEgard®
in.	mm	lb.	kg	model	model	model	model	model
7"	178	1.0	0.5	P7-Z	P7-C	P7-V	P7-VG	P7-E
14"	356	1.0	0.5	P14-Z	P14-C	P14-V	P14-VG	P14-E
18"	457	1.5	0.7	P18-Z	P18-C	P18-V	P18-VG	P18-E
33"	838	2.0	0.9	P33-Z	P33-C	P33-V	P33-VG	P33-E
54"	1372	3.0	1.4	P54-Z	P54-C	P54-V	P54-VG	P54-E
63"	1600	3.5	1.8	P63-Z	P63-C	P63-V	P63-VG	P63-E
74"	1880	4.0	1.8	P74-Z	P74-C	P74-V	P74-VG	P74-E
86"	2184	5.0	2.3	P86-Z	P86-C	P86-V	P86-VG	P86-E

### Notes:

- EAGLEbrite® posts are clear epoxy coated for use in dry or wet environments.
- MICROGARD® antimicrobial protection standard on all EAGLEgard® posts.
- For mobile application, add prefix "C" to model number. Example: CP14-E. See Spec Sheet EG01.05 for information about casters available.