



Profit from the Eagle Advantage®
 Foodservice Division: (800) 441-8440
 MHC/Retail Display Divisions: (800) 637-5100
 FAX: (302) 653-2065

Foodservice Product Announcement

Short Form Specifications

Eagle QuadPLUS®, model _____ . Polymer shelf mat available with standard wire truss frame or with Quad-Adjust® wire truss frame. Pack of four split sleeves per truss frame. EAGLEgard® hybrid epoxy and Valu-Gard® epoxy finishes offered. Louvered and solid mats available.

| | |
|------------|-------|
| Item #: | _____ |
| Model #: | _____ |
| Project #: | _____ |
| SIS #: | _____ |

EG8153 Rev. 08/13

Features

- Green polymer shelf mats with choice of epoxy-coated standard wire truss frames or Quad-Adjust® truss frames
- Mats lay securely on top of truss frame or standard wire shelf*
- Injection-molded polypropylene mats feature MICROGARD® antimicrobial protection
- 800 lb. weight capacity for shelves up to 48", 600 lb. 54" through 72" long - evenly distributed static load
- Louvered and solid mats available
- Easy assembly - no tools required
- Easy cleaning
- Dishwasher-safe
- Truss frames coated with EAGLEgard® hybrid epoxy with MICROGARD® or Valu-Gard® green epoxy finish (other finishes available, consult factory)
- Both style of truss frames can be fitted onto the same shelf unit
- Set of four split sleeves (included with each truss frame) snap onto Eagle's 1"-diameter posts
- Temperature rating: -20°F to 125°F

***Polymer shelf mats can also be placed over an existing Eagle wire shelf - order just shelf mats.**

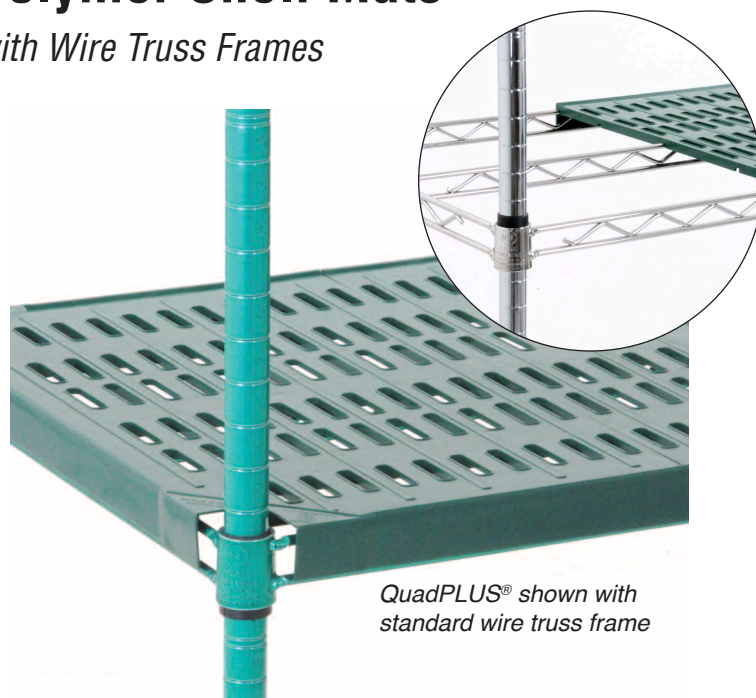
Another Eagle Advantage

For custom configuration or fabrication needs, contact our **SpecFAB® Division**.
 Phone: (302) 653-3000. FAX: (302) 653-2065.
 E-mail: quotes@eaglegrp.com



Polymer Shelf Mats

with Wire Truss Frames



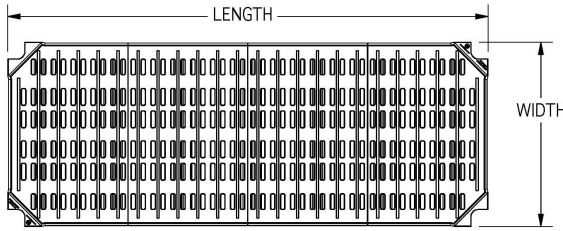
QuadPLUS® shown with standard wire truss frame

- **Versatile**
Perfect for a variety of shelving tasks. Truss frames adjustable at 1" increments to accommodate many sizes.
- **Durable**
High-impact polymer will never corrode nor rust. Epoxy coated heavy gauge steel truss frames.
- **Interchangeable**
Standard wire truss frames and Quad-Adjust® truss frames accept QuadPLUS® Polymer Shelf Mats.
- **MICROGARD® Antimicrobial Protection**
Standard on polymer mats. Contains built-in protection against bacteria, mold and mildew.

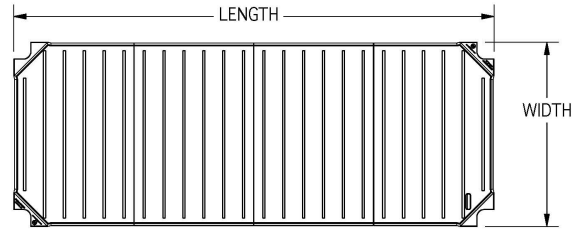




Profit from the Eagle Advantage®



TOP VIEW OF LOUVERED MAT



TOP VIEW OF SOLID MAT

QuadPLUS® with Standard Wire Truss Frames -

Includes 1 truss frame and louvered or solid mats.

| width x length in. mm | | ...with EAGLEgard® epoxy finish | | ...with Valu-Gard® epoxy finish | |
|--------------------------|------------|---------------------------------|----------------------------|---------------------------------|----------------------------|
| | | with louvered mats model # | with solid mats model # | with louvered mats model # | with solid mats model # |
| 18" x 24" | 457 x 610 | QPF-1824E-GL | QPF-1824E-GS | QPF-1824VG-GL | QPF-1824VG-GS |
| 18" x 30" | 457 x 762 | QPF-1830E-GL | QPF-1830E-GS | QPF-1830VG-GL | QPF-1830VG-GS |
| 18" x 36" | 457 x 914 | QPF-1836E-GL | QPF-1836E-GS | QPF-1836VG-GL | QPF-1836VG-GS |
| 18" x 42" | 457 x 1067 | QPF-1842E-GL | QPF-1842E-GS | QPF-1842VG-GL | QPF-1842VG-GS |
| 18" x 48" | 457 x 1219 | QPF-1848E-GL | QPF-1848E-GS | QPF-1848VG-GL | QPF-1848VG-GS |
| 18" x 54" | 457 x 1372 | QPF-1854E-GL | QPF-1854E-GS | QPF-1854VG-GL | QPF-1854VG-GS |
| 18" x 60" | 457 x 1524 | QPF-1860E-GL | QPF-1860E-GS | QPF-1860VG-GL | QPF-1860VG-GS |
| 18" x 72" | 457 x 1829 | QPF-1872E-GL | QPF-1872E-GS | QPF-1872VG-GL | QPF-1872VG-GS |
| 21" x 24" | 533 x 610 | QPF-2124E-GL | QPF-2124E-GS | QPF-2124VG-GL | QPF-2124VG-GS |
| 21" x 30" | 533 x 762 | QPF-2130E-GL | QPF-2130E-GS | QPF-2130VG-GL | QPF-2130VG-GS |
| 21" x 36" | 533 x 914 | QPF-2136E-GL | QPF-2136E-GS | QPF-2136VG-GL | QPF-2136VG-GS |
| 21" x 42" | 533 x 1067 | QPF-2142E-GL | QPF-2142E-GS | QPF-2142VG-GL | QPF-2142VG-GS |
| 21" x 48" | 533 x 1219 | QPF-2148E-GL | QPF-2148E-GS | QPF-2148VG-GL | QPF-2148VG-GS |
| 21" x 54" | 533 x 1372 | QPF-2154E-GL | QPF-2154E-GS | QPF-2154VG-GL | QPF-2154VG-GS |
| 21" x 60" | 533 x 1524 | QPF-2160E-GL | QPF-2160E-GS | QPF-2160VG-GL | QPF-2160VG-GS |
| 21" x 72" | 533 x 1829 | QPF-2172E-GL | QPF-2172E-GS | QPF-2172VG-GL | QPF-2172VG-GS |
| 24" x 24" | 610 x 610 | QPF-2424E-GL | QPF-2424E-GS | QPF-2424VG-GL | QPF-2424VG-GS |
| 24" x 30" | 610 x 762 | QPF-2430E-GL | QPF-2430E-GS | QPF-2430VG-GL | QPF-2430VG-GS |
| 24" x 36" | 610 x 914 | QPF-2436E-GL | QPF-2436E-GS | QPF-2436VG-GL | QPF-2436VG-GS |
| 24" x 42" | 610 x 1067 | QPF-2442E-GL | QPF-2442E-GS | QPF-2442VG-GL | QPF-2442VG-GS |
| 24" x 48" | 610 x 1219 | QPF-2448E-GL | QPF-2448E-GS | QPF-2448VG-GL | QPF-2448VG-GS |
| 24" x 54" | 610 x 1372 | QPF-2454E-GL | QPF-2454E-GS | QPF-2454VG-GL | QPF-2454VG-GS |
| 24" x 60" | 610 x 1524 | QPF-2460E-GL | QPF-2460E-GS | QPF-2460VG-GL | QPF-2460VG-GS |
| 24" x 72" | 610 x 1829 | QPF-2472E-GL | QPF-2472E-GS | QPF-2472VG-GL | QPF-2472VG-GS |




Standard Collar

QuadPLUS® with Quad-Adjust® Truss Frames -

Includes 1 truss frame and louvered or solid mats.

| width x length in. mm | | ...with EAGLEgard® epoxy finish | | ...with Valu-Gard® epoxy finish | |
|--------------------------|------------|---------------------------------|----------------------------|---------------------------------|----------------------------|
| | | with louvered mats model # | with solid mats model # | with louvered mats model # | with solid mats model # |
| 18" x 24" | 457 x 610 | QPF-QA1824E-GL | QPF-QA1824E-GS | QPF-QA1824VG-GL | QPF-QA1824VG-GS |
| 18" x 30" | 457 x 762 | QPF-QA1830E-GL | QPF-QA1830E-GS | QPF-QA1830VG-GL | QPF-QA1830VG-GS |
| 18" x 36" | 457 x 914 | QPF-QA1836E-GL | QPF-QA1836E-GS | QPF-QA1836VG-GL | QPF-QA1836VG-GS |
| 18" x 42" | 457 x 1067 | QPF-QA1842E-GL | QPF-QA1842E-GS | QPF-QA1842VG-GL | QPF-QA1842VG-GS |
| 18" x 48" | 457 x 1219 | QPF-QA1848E-GL | QPF-QA1848E-GS | QPF-QA1848VG-GL | QPF-QA1848VG-GS |
| 18" x 54" | 457 x 1372 | QPF-QA1854E-GL | QPF-QA1854E-GS | QPF-QA1854VG-GL | QPF-QA1854VG-GS |
| 18" x 60" | 457 x 1524 | QPF-QA1860E-GL | QPF-QA1860E-GS | QPF-QA1860VG-GL | QPF-QA1860VG-GS |
| 18" x 72" | 457 x 1829 | QPF-QA1872E-GL | QPF-QA1872E-GS | QPF-QA1872VG-GL | QPF-QA1872VG-GS |
| 21" x 24" | 533 x 610 | QPF-QA2124E-GL | QPF-QA2124E-GS | QPF-QA2124VG-GL | QPF-QA2124VG-GS |
| 21" x 30" | 533 x 762 | QPF-QA2130E-GL | QPF-QA2130E-GS | QPF-QA2130VG-GL | QPF-QA2130VG-GS |
| 21" x 36" | 533 x 914 | QPF-QA2136E-GL | QPF-QA2136E-GS | QPF-QA2136VG-GL | QPF-QA2136VG-GS |
| 21" x 42" | 533 x 1067 | QPF-QA2142E-GL | QPF-QA2142E-GS | QPF-QA2142VG-GL | QPF-QA2142VG-GS |
| 21" x 48" | 533 x 1219 | QPF-QA2148E-GL | QPF-QA2148E-GS | QPF-QA2148VG-GL | QPF-QA2148VG-GS |
| 21" x 54" | 533 x 1372 | QPF-QA2154E-GL | QPF-QA2154E-GS | QPF-QA2154VG-GL | QPF-QA2154VG-GS |
| 21" x 60" | 533 x 1524 | QPF-QA2160E-GL | QPF-QA2160E-GS | QPF-QA2160VG-GL | QPF-QA2160VG-GS |
| 21" x 72" | 533 x 1829 | QPF-QA2172E-GL | QPF-QA2172E-GS | QPF-QA2172VG-GL | QPF-QA2172VG-GS |
| 24" x 24" | 610 x 610 | QPF-QA2424E-GL | QPF-QA2424E-GS | QPF-QA2424VG-GL | QPF-QA2424VG-GS |
| 24" x 30" | 610 x 762 | QPF-QA2430E-GL | QPF-QA2430E-GS | QPF-QA2430VG-GL | QPF-QA2430VG-GS |
| 24" x 36" | 610 x 914 | QPF-QA2436E-GL | QPF-QA2436E-GS | QPF-QA2436VG-GL | QPF-QA2436VG-GS |
| 24" x 42" | 610 x 1067 | QPF-QA2442E-GL | QPF-QA2442E-GS | QPF-QA2442VG-GL | QPF-QA2442VG-GS |
| 24" x 48" | 610 x 1219 | QPF-QA2448E-GL | QPF-QA2448E-GS | QPF-QA2448VG-GL | QPF-QA2448VG-GS |
| 24" x 54" | 610 x 1372 | QPF-QA2454E-GL | QPF-QA2454E-GS | QPF-QA2454VG-GL | QPF-QA2454VG-GS |
| 24" x 60" | 610 x 1524 | QPF-QA2460E-GL | QPF-QA2460E-GS | QPF-QA2460VG-GL | QPF-QA2460VG-GS |
| 24" x 72" | 610 x 1829 | QPF-QA2472E-GL | QPF-QA2472E-GS | QPF-QA2472VG-GL | QPF-QA2472VG-GS |



New Quad-Adjust® Collar - allows the addition or removable of a shelf without having to disassemble the entire shelf unit.