



Fabricator's Supplies

EAGLE[®]
GROUP
Profit from the Eagle Advantage[®]


Countertop Drop-In Self Rim Design Sinks

see spec sheet **EG20.39**



- Constructed of 304 series stainless steel.
- Complete with mounting hardware, faucet, and basket drain.
- Deep-drawn seamless bowls.
- Faucet holes are punched on 4" centers.

Optional T&S faucets available, consult spec sheet for complete list.



NOTE: Faucets with spray arm require special faucet holes.



SR10-14-9.5-2



SR10-14-5-1



SR10-14-9.5-3

OEM Sink with Drawn Bowl

see spec sheet **EG20.18**




- For NSF-approved welded fabrication.
- Bowls are provided with drain holes only.
- Deep-drawn seamless bowls.
- Type 304 stainless steel construction.




one-compartment
OEM



two-compartment
OEM



three-compartment
OEM



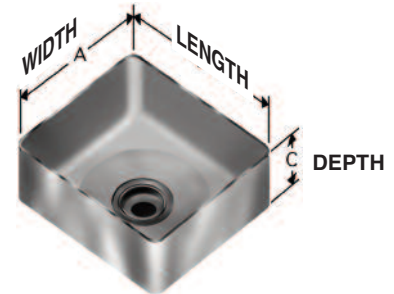
four-compartment
OEM

OEM Sink Bowls with Fabricated Straight Wall

see spec sheet **EG20.16**



- For NSF-approved welded fabrication.
- Bowls are tapered to allow for 60% nesting which facilitates shipping and storage.
- Bowls are provided with drain holes only and feature 5/8" radius corners, 3/2" drain hole with sump, and swirlaway drainage.
- Type 304 18-8 stainless steel construction.



Hand Sinks

see spec sheet **EG20.40**



- Cleanest sinks in the industry.
- All sinks are wall mountable.
- Bowls feature deep-drawn seamless design with positive drain.
- All type 304 stainless steel.



HSA-10-F



HSA-10-FE


HAND SINKS WITH MICROGARD®

An antimicrobial agent which contains built-in protection to retard the growth of a broad range of bacteria, mold and mildew on the surface of bowl that cause stains, odors and degradation. MICROGARD® is a second line of defense. In keeping with good hygiene practices, clean this product as usual. The protection will not wash out, while organic bactericides may deteriorate. Available only on the sink bowl.

Floor Troughs & Drains

see spec sheet **EG25.00**

- 14 gauge type 304 stainless steel construction and with stainless steel or fiberglass subway-style grating.
- Built-in pitch towards waste, designed for assurance of complete drainage.
- Custom sizes available, contact factory for pricing.



Sealed Well Hot Food Gang Drop-In Units

see spec sheet EG35.12



- Completely wired and ready for installation*.
- Well openings accommodate 12" x 20" pans up to 6" deep.
- Individual thermostatic control with a positive "Off" position and an amber light to signal power-on condition.
- Wet or dry operation.
- Single-phase operation and can easily be converted for three-phase operation in the field.
- Top constructed of heavy gauge 300 series stainless steel.
- Body enclosed with galvanized steel, surrounded on 5 sides by 2" of fiberglass insulation.
- Bottom is easily removable for servicing.
- Available with 1-6 wells.
- Optional AutoFill®, automatic water fill system available for models with a drain.

*NOTE: Wired for single-phase operation, and can be easily converted for three-phase operation in the field.




Designed for installation into a counter fixture.

Electric Hot Food Gang Drop-In Units

see spec sheet EG35.13



- Infinite control offers high and low selections along with eight other temperature settings.
- Top constructed of heavy-gauge stainless steel with 1" overhang on all four sides with reinforced angles.
- Each 12" x 20" opening is furnished with a 750-watt exposed rectangular shaped heating element. All wiring terminates within junction box.
- All wiring terminates within junction box, units are designed for field wiring by others.
- Available with 2-5 wells – requires spillage pans sold separately.



Drop-In Units Accessories & Replacements

see spec sheet EG30.20B

Drop-In Style Food Warmers - Round

see spec sheet EG35.10



- Designed to accept a 7-qt or 11-qt round inset.
- One-piece deep-drawn 18-8 stainless steel.
- Complete with thermostatic or infinite control, indicator light and die stamped recessed control panel.
- Heating element securely clamped to underside allowing for service through bottom.

Mounting plate for laminated plastic or wood countertops available.

Consult factory for pricing and availability of UL listed models.



7-qt drop-in

Food Pans and Round Insets

All pans, lids, and insets are stainless steel.



Adapter Tops For Round Insets To Fit 12" x 20" Units - Stainless steel.



3-pot adapter top



Rolltop Cover

18 gauge stainless steel.

Spillage Pans

Deep drawn, fully covered 6½" deep.
- Aluminum or stainless steel



Cold Storage Bottle Holder

Patent #7,003,969



Drop-In Style 12" x 20" Food Warmers - Rectangular

see spec sheet EG35.11



- Available in top mount, bottom mount and insulated bottom mount.
- Units constructed of one-piece, deep-drawn 304 series 18-8 stainless steel with coved corners.
- The insulated bottom mount unit features exterior wrapper of galvanized steel fully insulated with dense fiberglass.



top mount

cutout size: 12½" x 20½"



insulated bottom mount



bottom mount

Recessed Control Panels - Stainless Steel Construction

Available for OEM installations or other applications.



RedHots® Heat Lamps

see spec sheet EG35.23

- Standard and high-watt units offered.
- Incandescent lights have dedicated switch.
- Units with lights feature 60-watt incandescent bulbs with shatter-proof coating.
- Exterior extrusion constructed of #6063 aluminum.
- Each element controlled individually.
- Red-lighted toggle switch indicates when unit is on.
- Heat lamps can be attached with stainless steel brackets or hung from the ceiling using hanging tabs.



RedHots® Heated Drawers

see spec sheets EG35.15 & EG35.16

- Available in 1-, 2-, and 3-drawer units.
- Freestanding or built-in, narrow- or wide-width models.
- Heavy duty stainless steel construction with 1½" fiberglass insulation.
- Individual recessed thermostat control and indicator lamp for each drawer.
- Heating element configuration heats quickly and evenly from 100° to 200°F.
- Adjustable louvers on each drawer retain ideal product moisture levels.
- 4" adjustable non-marking feet standard, optional 4" diameter casters available for freestanding models.
- Drawers are interchangeable and include stainless steel liners that accept standard full-size and fractional steam table pans up to 6" deep.



1-tier freestanding unit



3-tier freestanding unit
with optional casters



2-tier built-in unit

Drawers

see spec sheet EG10.13A



drawer with
polymer slides

Drawers with Polymer Slides - Includes ½" - thick polycarbonate grooved friction slides. Includes positive drawer stop.



drawer with
pull flange

Drawers with Pull Flange - Includes zinc-plated steel full-extension slides with rubber stops.



drawer with pull flange
and full front

Drawers with Pull Flange & Full Front - Includes zinc-plated steel full-extension slides with rubber stops.

DRAWER ASSEMBLIES




enclosed drawer assembly



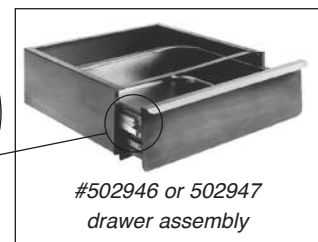
Spec-Master® heavy duty
drawer assembly

with NSF-Approved Slides - 

Utilizes a totally removable drawer slide, making it easy to immerse the roller slide assembly for complete sanitation. Requires no tools.



removable NSF
drawer slide



#502946 or 502947
drawer assembly

EG6225 Rev 02/12