



Profit from the Eagle Advantage®

Specification Sheet

Short Form Specifications

Eagle Spec-Bar® Drainboard Blender Station, model _____. Heavy gauge type 304 stainless steel body, legs, leg channels and cross rails. Top to have 1½" drain with stainless steel lift-out perforated insert. Stainless steel blender shelf with rear cord access hole. Stainless steel adjustable bullet feet.



Item No.:	_____
Project No.:	_____
S.I.S. No.:	_____

Spec-Bar® Drainboard Blender Stations

MODELS:

- BDBS12-19**
- BDBS18-19**
- BDBS12-24**
- BDBS18-24**

Design and Construction Features

- Body, legs and crossbracing constructed of type 304 stainless steel for strength and corrosion resistance.
- Backsplash, sides, front panel, drain pan and perforated insert are 20 gauge type 304 stainless steel.
- Blender shelf is 18 gauge type 304 stainless steel, and blender shelf ends are 14 gauge type 304.
- Leg channels, legs, and crossbracing are 16 gauge type 304 stainless steel.
- Legs are 1½" (41 mm) diameter, with stainless steel adjustable bullet feet.
- Designed to align with the single speed rail on adjoining equipment.
- Drainboard includes lift-out stainless steel perforated insert.
- 10" (254mm)-deep blender shelf with rear cord access hole.
- 1½" (38 mm) I.P.S. threaded drain with nut and washer.

EAGLE GROUP

100 Industrial Boulevard, Clayton, DE 19938-8903 USA
 Phone: 302-653-3000 • 800-441-8440 • Fax: 302-653-2065
www.eaglegrp.com
www.eaglemhc.com

For custom configuration or fabrication needs, contact our **SpecFAB® Division**.
 Phone: 302-653-3000 • Fax: 302-653-2065 • e-mail: quotes@eaglegrp.com

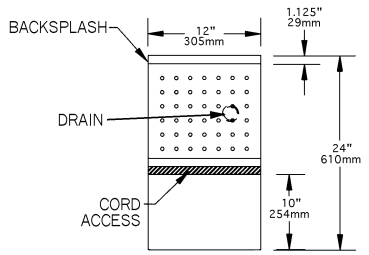




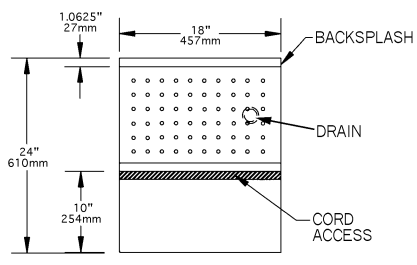
Item No.: _____
 Project No.: _____
 S.I.S. No.: _____

Spec-Bar® Drainboard Blender Stations

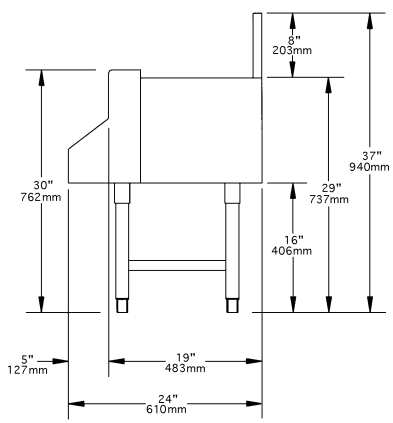
19" (483mm)-wide Units



TOP VIEW - #BDBS12-19



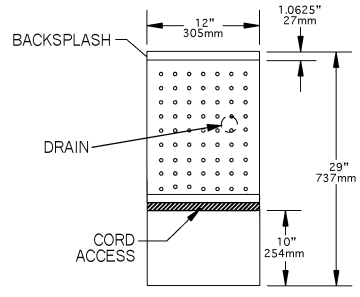
TOP VIEW - #BDBS18-19



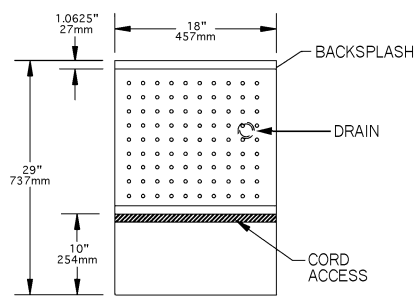
SIDE VIEW - BOTH MODELS

model #	length		weight	
	in.	mm	lbs.	kg
BDBS12-19	12"	305	40	18.1
BDBS18-19	18"	457	42	19.1

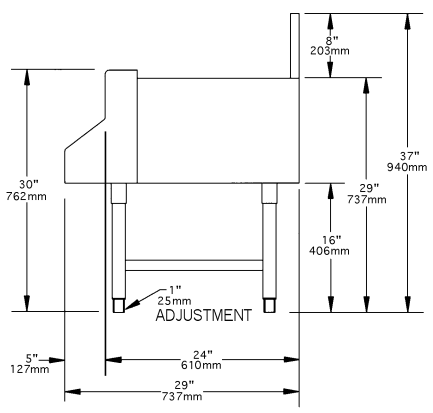
24" (610mm)-wide Units



TOP VIEW - #BDBS12-24



TOP VIEW - #BDBS18-24



SIDE VIEW - BOTH MODELS

model #	length		weight	
	in.	mm	lbs.	kg
BDBS12-24	12"	305	45	20.4
BDBS18-24	18"	457	47	21.3

EAGLE GROUP
 100 Industrial Boulevard, Clayton, DE 19938-8903 USA
 Phone: 302-653-3000 or 800-441-8440 • Fax: 302-653-2065
 www.eaglegrp.com • www.eaglemhc.com

Printed in U.S.A.
 ©2024 by Eagle Group
 Rev. 05/24

Spec sheets available for viewing, printing or downloading from our online literature library at our websites

Although every attempt has been made to ensure the accuracy of the information provided, we cannot be held responsible for typographical or printing errors. Information and specifications are subject to change without notice. Please confirm at time of order.