



Profit from the Eagle Advantage®

Specification Sheet

Short Form Specifications

Eagle Snap-n-Slide Wall Shelf with Ticket Rail, model _____. Unit constructed of heavy gauge type 430 stainless steel. 1½" upturn on rear and ends. Stainless steel wall brackets are shipped loose for mounting directly to wall studs. Ticket rails have floating ball mechanism to hold checks in place, and are mounted to flat front of shelf with provided tape.



#SWS1248TR-16/4
wall shelf

Options / Accessories

Solid Dividers – 16 gauge stainless steel, 4" (76mm)-high

Item No.:	_____
Project No.:	_____
S.I.S. No.:	_____

Snap-n-Slide® Wall Shelves with Ticket Rail

MODELS:

- | | |
|---|---------------------------------|
| <input type="checkbox"/> SWS1212TR-16/4 | <input type="checkbox"/> 354562 |
| <input type="checkbox"/> SWS1218TR-16/4 | <input type="checkbox"/> 354563 |
| <input type="checkbox"/> SWS1224TR-16/4 | <input type="checkbox"/> 354564 |
| <input type="checkbox"/> SWS1236TR-16/4 | <input type="checkbox"/> 354565 |
| <input type="checkbox"/> SWS1248TR-16/4 | <input type="checkbox"/> 354566 |
| <input type="checkbox"/> SWS1260TR-16/4 | <input type="checkbox"/> 356902 |
| <input type="checkbox"/> SWS1272TR-16/4 | <input type="checkbox"/> 356903 |
| <input type="checkbox"/> SWS1296TR-16/4 | |

Design and Construction Features

- Brackets can be mounted to wall studs—no wall backing required.
- Heavy gauge stainless steel construction.
- 1½" (38mm) upturn on rear and ends of shelf.
- Front of shelf is flat and features "tape-on" ticket rails, which are supplied with tape and are to be attached in the field.
- Floating ball mechanism holds checks in place.
- Available in 12" (305mm) width.
- Lengths available range from 12" to 96" (305 to 2438mm).
- No tools required to attach shelf to wall brackets.

EAGLE GROUP

100 Industrial Boulevard, Clayton, DE 19938-8903 USA

Phone: 302-653-3000 • Fax: 302-653-2065

www.eaglegrp.com

Foodservice Division: Phone 800-441-8440

MHC/Retail Display Divisions: Phone 800-637-5100

For custom configuration or fabrication needs, contact our SpecFAB® Division.

Phone: 302-653-3000 • Fax: 302-653-2065 • e-mail: quotes@eaglegrp.com



EG02.03 Rev. 11/16


Spec sheets available for viewing, printing or downloading from our online literature library at www.eaglegrp.com

Eagle Foodservice Equipment, Eagle MHC, SpecFAB®, and Retail Display are divisions of Eagle Group. ©2016 by the Eagle Group

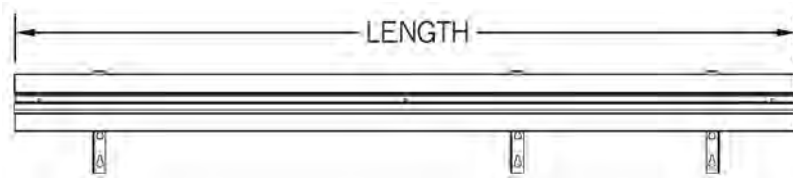


Item No.: _____
 Project No.: _____
 S.I.S. No.: _____

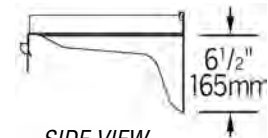
Snap-n-Slide® Wall Shelves with Ticket Rail



TOP VIEW



FRONT VIEW



SIDE VIEW

model #	shelf width		shelf length		weight		weight capacity	
	in.	mm	in.	mm	lbs.	kg	lbs.	kg
SWS1212TR-16/4	12"	305	12"	305	8	3.6	45	20.4
SWS1218TR-16/4	12"	305	18"	457	10	4.5	68	30.8
SWS1224TR-16/4	12"	305	24"	610	14	6.4	90	40.8
SWS1236TR-16/4	12"	305	36"	915	17	7.7	135	61.2
SWS1248TR-16/4	12"	305	48"	1219	21	9.5	180	81.6
SWS1260TR-16/4	12"	305	60"	1524	28	12.7	225	102.1
SWS1272TR-16/4	12"	305	72"	1829	31	14.1	270	122.5
SWS1296TR-16/4	12"	305	96"	2438	39	17.6	360	163.3

Replacement Ticket Rails

For 96"-long shelf, use two 48"-long ticket rails.

model #	shelf length		weight	
	in.	mm	lbs.	kg
354562	12"	305	5	2.3
354563	18"	457	6	2.7
354564	24"	610	8	3.6
354565	36"	915	12	5.4
354566	48"	1219	16	7.3
356902	60"	1524	20	9.0
356903	72"	1829	30	13.6

EAGLE GROUP

100 Industrial Boulevard, Clayton, DE 19938-8903 USA

Phone: 302-653-3000 • Fax: 302-653-2065

www.eaglegrp.com

Foodservice Division: Phone 800-441-8440

MHC/Retail Display Divisions: Phone 800-637-5100

Printed in U.S.A.
 ©2016 by Eagle Group

Rev. 11/16

Spec sheets available for viewing, printing or downloading from our online literature library at www.eaglegrp.com

Although every attempt has been made to ensure the accuracy of the information provided, we cannot be held responsible for typographical or printing errors. Information and specifications are subject to change without notice. Please confirm at time of order.